XL Center – 2022 Renovation Project CM RFP
Instruction to Candidates
Attachment H - Phase 1b - SCI Phase 1

XL CENTER
CAPITAL REGION DEVELOPMENT AUTHORITY

XL CENTER
HARTFORD, CT

PHASE 1
- ISSUED FOR 95% SD / 50% DD
DECEMBER 18, 2020

ARCHITECTURAL DRAWING LIST - PHASE 1		
DRAWING NUMBER	DRAWING NAME	REVISION DATE
A0-000.PH1	TITLE PAGE	12/18/2020
A0-001.PH1	GENERAL NOTES, WALL TYPES	12/18/2020
A-001.PH1	LEVEL 31 - EXISTING PHASE 1	12/18/2020
A-002.PH1	LEVEL 48 - EXISTING PHASE 1	12/18/2020
A-003.PH1	LEVEL 61 - EXISTING PHASE 1	12/18/2020
A-101.PH1	LEVEL 31 - DEMOLITION PHASE 1	12/18/2020
A-101A.PH1	LEVEL 31 - DEMOLITION QUADRANT A - PHASE 1	12/18/2020
A-101B.PH1	LEVEL 31 - DEMOLITION QUADRANT B - PHASE 1	12/18/2020
A-101C.PH1	LEVEL 31 - DEMOLITION QUADRANT C - PHASE 1	12/18/2020
A-101D.PH1	LEVEL 31 - DEMOLITION QUADRANT D - PHASE 1	12/18/2020
A-102.PH1	LEVEL 48 - DEMOLITION PHASE 1	12/18/2020
A-102A.PH1	LEVEL 48 - DEMOLITION QUADRANT A - PHASE 1	12/18/2020
A-102B.PH1	LEVEL 48 - DEMOLITION QUADRANT B - PHASE 1	12/18/2020
A-102C.PH1	LEVEL 48 - DEMOLITION QUADRANT C - PHASE 1	12/18/2020
A-102D.PH1	LEVEL 48 - DEMOLITION QUADRANT D - PHASE 1	12/18/2020
A-103.PH1	LEVEL 61 - DEMOLITION PHASE 1	12/18/2020
A-103A.PH1	LEVEL 61 - DEMOLITION QUADRANT A - PHASE 1	12/18/2020
A-103B.PH1	LEVEL 61 - DEMOLITION QUADRANT B - PHASE 1	12/18/2020
A-103C.PH1	LEVEL 61 - DEMOLITION QUADRANT C - PHASE 1	12/18/2020
A-103D.PH1	LEVEL 61 - DEMOLITION QUADRANT D - PHASE 1	12/18/2020
A-111.PH1	LEVEL 31 - RCP DEMOLITION - PHASE 1	12/18/2020
A-112.PH1	LEVEL 48 - RCP DEMOLITION - PHASE 1	12/18/2020
A-113.PH1	LEVEL 61 - RCP DEMOLITION - PHASE 1	12/18/2020
A-201.PH1	LEVEL 31 - NEW CONSTRUCTION - PHASE 1	12/18/2020
A-201A.PH1	LEVEL 31 - NEW CONSTRUCTION QUADRANT A - PHASE 1	12/18/2020
A-201B.PH1	LEVEL 31 - NEW CONSTRUCTION QUADRANT B - PHASE 1	12/18/2020
A-201C.PH1	LEVEL 31 - NEW CONSTRUCTION QUADRANT C - PHASE 1	12/18/2020
A-201D.PH1	LEVEL 31 - NEW CONSTRUCTION QUADRANT D - PHASE 1	12/18/2020
A-202.PH1	LEVEL 48 - NEW CONSTRUCTION - PHASE 1	12/18/2020
A-202A.PH1	LEVEL 48 - NEW CONSTRUCTION QUADRANT A - PHASE 1	12/18/2020
A-202B.PH1	LEVEL 48 - NEW CONSTRUCTION QUADRANT B - PHASE 1	12/18/2020
A-202C.PH1	LEVEL 48 - NEW CONSTRUCTION QUADRANT C - PHASE 1	12/18/2020
A-202D.PH1	LEVEL 48 - NEW CONSTRUCTION QUADRANT D - PHASE 1	12/18/2020
A-203.PH1	LEVEL 61 - NEW CONSTRUCTION - PHASE 1	12/18/2020
A-203A.PH1	LEVEL 61 - NEW CONSTRUCTION QUADRANT A - PHASE 1	12/18/2020
A-203B.PH1	LEVEL 61 - NEW CONSTRUCTION QUADRANT B - PHASE 1	12/18/2020
A-203C.PH1	LEVEL 61 - NEW CONSTRUCTION QUADRANT C - PHASE 1	12/18/2020
A-203D.PH1	LEVEL 61 - NEW CONSTRUCTION QUADRANT D - PHASE 1	12/18/2020
A-300.PH1	L31 - EVENT CLUB ELEVATIONS - BOWL SIDE	12/18/2020
A-301.PH1	L31 - EVENT CLUB ELEVATIONS - BAR SIDE	12/18/2020
A-302.PH1	L31 - EVENT CLUB ELEVATIONS	12/18/2020
A-500.PH1	L31 - SECTIONS	12/18/2020
A-510.PH1	MISC DETAILS	12/18/2020
A-600.PH1	LEVEL 31 RESTROOM PLANS	12/18/2020
A-601.PH1	RESTROOM DETAILS	12/18/2020
A-610.PH1	PLAN DETAILS	12/18/2020
A-620.PH1	LEVEL 31 PRIVATE LOUNGE	12/18/2020
A-621.PH1	SECTIONS & ELEVATIONS	12/18/2020
A-622.PH1	SECTIONS & ELEVATIONS	12/18/2020

ARCHITECTURAL DRAWING LIST - PHASE 1		
DRAWING NUMBER	DRAWING NAME	REVISION DATE
A-700.PH1	TYPICAL MILLWORK DETAILS	12/18/2020
A-701.PH1	PRIVATE LOUNGE MILLWORK DETAILS	12/18/2020
A-702.PH1	MILLWORK DETAILS	12/18/2020
A-703.PH1	MILLWORK DETAILS - EVENT LEVEL CLUB	12/18/2020
A-704.PH1	MILLWORK DETAILS - EVENT CLUB BARS	12/18/2020
A-710.PH1	LOWER BOWL DETAIL PLAN	12/18/2020
A-801.PH1	LEVEL 31 - RCP PLAN	12/18/2020
A-801A.PH1	LEVEL 31 - RCP - QUAD A - PHASE 1	12/18/2020
A-801B.PH1	LEVEL 31 - RCP - QUAD B - PHASE 1	12/18/2020
A-801C.PH1	LEVEL 31 - RCP - QUAD C - PHASE 1	12/18/2020
A-801D.PH1	LEVEL 31 - RCP - QUAD D - PHASE 1	12/18/2020
A-802.PH1	LEVEL 48 - RCP PLAN	12/18/2020
A-802C.PH1	LEVEL 48 - RCP - QUAD C - PHASE 1	12/18/2020
A-802D.PH1	LEVEL 48 - RCP - QUAD D - PHASE 1	12/18/2020
A-803.PH1	LEVEL 61 - RCP PLAN	12/18/2020
A-803D.PH1	LEVEL 61 - RCP - QUAD D - PHASE 1	12/18/2020
A-810.PH1	LEVEL 31 - RCP & CEILING DETAILS	12/18/2020
A-811.PH1	LEVEL 31 - RCP & CEILING DETAILS	12/18/2020
A-812.PH1	LEVEL 31 - FOOD STATIONS - DINING AREA BACK BAR + TRELLIS DETAILS	12/18/2020
A-813.PH1	LEVEL 31 - CEILING DETAILS	12/18/2020
A-901.PH1	LEVEL 31 FF&E PLAN OVERALL - PHASE 1	12/18/2020
A-901A.PH1	LEVEL 31 FF&E PLAN QUAD A - PHASE 1	12/18/2020
A-901B.PH1	LEVEL 31 FF&E PLAN QUAD B - PHASE 1	12/18/2020
A-901C.PH1	LEVEL 31 FF&E PLAN QUAD C - PHASE 1	12/18/2020
A-901D.PH1	LEVEL 31 FF&E PLAN QUAD D - PHASE 1	12/18/2020
A-910.PH1	TRANSITION DETAILS	12/18/2020
A-911.PH1	LEVEL 31 - FINISH PLAN - PHASE 1	12/18/2020
A-911A.PH1	LEVEL 31 - FINISH FLOOR PLAN QUAD A - PHASE 1	12/18/2020
A-911B.PH1	LEVEL 31 - FINISH FLOOR PLAN QUAD B - PHASE 1	12/18/2020
A-911C.PH1	LEVEL 31 - FINISH FLOOR PLAN QUAD C - PHASE 1	12/18/2020
A-911D.PH1	LEVEL 31 - FINISH FLOOR PLAN QUAD D - PHASE 1	12/18/2020
A-913.PH1	LEVEL 61 - FINISH PLAN - PHASE 1	12/18/2020
A-920.PH1	LOWER BOWL SEATING PLANS - PHASE 1	12/18/2020
A-1000.PH1	DOOR SCHEDULE - PHASE 1	12/18/2020

S C I | ARCHITECTS
469 SEVENTH AVE, SUITE 900
NEW YORK, NY 10018
PH (212) 365-5016

Project No. 1605.07

WALL ASSEMBLIES

GENERAL NOTES:

- ALL PARTITIONS TO UNDERSIDE OF FLOOR SLABS UNLESS NOTED OTHERWISE

- ALL WASHROOMS, WET AREAS, AND SHOWER ROOMS TO BE WATER RESISTANT GYPSUM WALL BOARD

- TILE BACKER BOARD IS TO BE USED INSTEAD OF GYPSUM WALL BOARD WHEREVER TILE IS SPECIFIED

- GYPSUM WALL BOARD OR TILE BACKER BOARD SHALL BE KEPT +1/2" OFF OF THE FLOOR SLAB IN ALL WASHROOMS, WET AREAS AND SHOWER ROOMS

-ALL WALLS IN WASHROOMS, WET AREAS, AND SHOWER ROOMS ARE TO HAVE A 1"H POLYETHYLENE BLOCK AT THE BASE OF THE WALL

-FLEXIBLE MEMBRANE FLASHING (EXTENDS UP WALL AND ON FLOOR SLAB 1'-0") AT ALL WASHROOM AND JANITOR CLOSET BASES

- ALL WALL ASSEMBLIES TO BE BRACED AS REQUIRED. WALL ASSEMBLIES AND BRACING TO BE ENGINEERED BY SUPPLIER INSTALLER

- ALL CONCRETE MASONRY UNIT WALLS TO HAVE RODDED JOINTS PER STRUCTURAL, AND BE FINISHED PER FINISH SCHEDULE WITH ALL VOIDS FILLED PRIOR TO PRIMING AND PAINTING

- ALL 4" CMU WALLS TO BE LATERALLY BRACED TO ADJACENT CMU WALLS USING EMBEDDED MASONRY RIGID PARTITION ANCHORS

- PROVIDE PLYWOOD BACKING AT ALL SPEAKER LOCATIONS

PARTITION SUFFIXES:

A	5/8" HIGH IMPACT GYPSUM WALL BOARD BOTH SIDES
B	5/8" HIGH IMPACT GYPSUM WALL BOARD HIGH TRAFFIC SIDE
C	PARTITION TO U/S OF CEILING
D	PARTITION TO 6" OR 1 COURSE ABOVE U/S OF CEILING
E	PARTIAL HEIGHT PARTITION
F	3" ACOUSTIC MINERAL WOOL INSULATION
G	ACOUSTIC WALL: - MASONRY WALLS SHALL BE GROUT FILLED - METAL STUD PARTITIONS TO HAVE /SOUND ATTENUATED BATT INSULATION TO FILL CAVITY AND ADDITIONAL LAYER OF 5/8" GWB ONE SIDE ONLY -METAL STUD SPACING @ 600mm O.C.
H	ADDITIONAL LAYER OF 5/8" GWB, ONE SIDE ONLY
J	ADDITIONAL LAYER OF 5/8" GWB EACH SIDE
V	INSULATION & VAPOR BARRIER
WD	SUBSTITUTE GWB FOR PLYWOOD ONE SIDE
S	SMOKE RATED PARTITION
1HR	1 HR FIRE RATED PARTITION
2HR	2 HR FIRE RATED PARTITION
3HR	3 HR FIRE RATED PARTITION

P1(-) MASONRY WALL

(4)	4"	CONCRETE BLOCK
(6)	6"	CONCRETE BLOCK
(8)	8"	CONCRETE BLOCK
(10)	10"	CONCRETE BLOCK
(12)	12"	CONCRETE BLOCK

REINFORCED AS REQUIRED

P2 (-) CAST-IN-PLACE CONCRETE WALL

(4)	4"	CAST-IN-PLACE CONCRETE
(6)	6"	CAST-IN-PLACE CONCRETE
(8)	8"	CAST-IN-PLACE CONCRETE
(10)	10"	CAST-IN-PLACE CONCRETE
(12)	12"	CAST-IN-PLACE CONCRETE

P3 (-) STUD WALL ASSEMBLY

STEEL STUDS @ 16" OC W/ 5/8" GYPSUM BOARD EACH SIDE

(2)	1-5/8"	STEEL STUDS
(3)	2-1/2"	STEEL STUDS
(4)	3-5/8"	STEEL STUDS
(6)	6"	STEEL STUDS

P4 (-) STUD WALL ASSEMBLY

STEEL STUDS @ 16" OC W/ 5/8" GYPSUM BOARD ONE SIDE

(2)	1-5/8"	STEEL STUDS
(3)	2-1/2"	STEEL STUDS
(4)	3-5/8"	STEEL STUDS
(6)	6"	STEEL STUDS

P5 RESILIENT CHANNEL W/ GWB

-		BACKUP WALL (VARIES)
1/2"		RESILIENT CHANNEL
5/8"		HIGH IMPACT GYPSUM BOARD

P6 1 HR SHAFT WALL **UL U469**

2-1/2"		FLOOR AND CEILING "J" SHAPED RUNNERS
1"		GYPSUM BOARD LINER PANELS
2-1/2"		C-H STEEL STUD AT 24" O.C.
5/8"		GYPSUM BOARD

P7(-) 2 HR SHAFT WALL **UL U428**

2-1/2"		FLOOR AND CEILING "J" SHAPED RUNNERS
1"		GYPSUM BOARD LINER PANELS
(3)	2-1/2"	C-H STEEL STUD AT 24" O.C.
(6)	6"	C-H STEEL STUD AT 24" O.C.
5/8"		GYPSUM BOARD
5/8"		GYPSUM BOARD

P8 (-) FIRE RATED STUD WALL ASSEMBLY **UL U419**

STEEL STUDS @ 16" OC W/ 5/8" TYPE-X GYPSUM BOARD EACH SIDE

(2)	1-5/8"	STEEL STUDS
(3)	2-1/2"	STEEL STUDS
(4)	3-5/8"	STEEL STUDS
(6)	6"	STEEL STUDS
(8)	8"	STEEL STUDS
1HR		1 LAYER GWB EACH SIDE
2HR		2 LAYER GWB EACH SIDE

REFER TO UL MANUAL

P9 RESILIENT CHANNEL W/ TILE WALL ASSEMBLY

-		BACKUP WALL (VARIES)
1/2"		RESILIENT CHANNEL
1/2"		TILE BACKER
-		THINSET MORTAR
-		PORCELAIN WALL TILE

P10 (-) STUD WALL ASSEMBLY

STEEL STUDS @ 16" OC W/ 1/2" TILE BACKER ONE SIDE WITH THINSET MORTAR AND PORCELAIN WALL TILE

(2)	1-5/8"	STEEL STUDS
(3)	2-1/2"	STEEL STUDS
(4)	3-5/8"	STEEL STUDS
(6)	6"	STEEL STUDS

P11 (-) STUD WALL ASSEMBLY

STEEL STUDS @ 16" OC W/ 1/2" TILE BACKER EACH SIDE WITH THINSET MORTAR AND PORCELAIN WALL TILE EACH SIDE

(2)	1-5/8"	STEEL STUDS
(3)	2-1/2"	STEEL STUDS
(4)	3-5/8"	STEEL STUDS
(6)	6"	STEEL STUDS

P12 TILE WALL ASSEMBLY

1/2" TILE BACKER ONE SIDE WITH THINSET MORTAR AND PORCELAIN WALL TILE

P13 (-) STUD WALL ASSEMBLY

STEEL STUDS @ 16" OC W/ 1/2" TILE BACKER EACH SIDE WITH THINSET MORTAR AND PORCELAIN WALL TILE ONE SIDE

(2)	1-5/8"	STEEL STUDS
(3)	2-1/2"	STEEL STUDS
(4)	3-5/8"	STEEL STUDS
(6)	6"	STEEL STUDS

P14 TILE WALL ASSEMBLY

THINSET MORTAR AND PORCELAIN WALL TILE

-		BACKUP WALL (VARIES)
-		THINSET MORTAR
-		PORCELAIN WALL TILE

P15 RESILIENT CHANNEL W/ WOOD VENEER PANELS

WOOD VENEER ON RESILIENT CHANNELS

-		BACKUP WALL (VARIES)
7/8"		RESILIENT CHANNEL
3/4"		WOOD VENEER PANELS

P16(-) STUD WALL ASSEMBLY

STEEL STUDS @ 16" OC W/ 5/8" HIGH IMPACT GWB BOTH SIDES W/ 7/8" RESILIENT CHANNELS @ 16" OC AND 3/4" WOOD VENEER PANELS ONE SIDE

(2)	1-5/8"	STEEL STUDS
(3)	2-1/2"	STEEL STUDS
(4)	3-5/8"	STEEL STUDS
(6)	6"	STEEL STUDS

P17(-) STUD WALL ASSEMBLY

STEEL STUDS @ 16" OC W/ 7/8" RESILIENT CHANNELS @ 16" OC AND 3/4" WOOD VENEER PANELS ONE SIDE

(2)	1-5/8"	STEEL STUDS
(3)	2-1/2"	STEEL STUDS
(4)	3-5/8"	STEEL STUDS
(6)	6"	STEEL STUDS

P18 RESILIENT CHANNEL W/ GWB

GYPSUM WALLBOARD ON RESILIENT CHANNELS

-		BACKUP WALL (VARIES)
7/8"		RESILIENT CHANNEL
5/8"		GYPSUM WALLBOARD

P19 LAMINATED GWB

LAMINATED GWB

-		BACKUP WALL (VARIES)
5/8"		GWB

P20 METAL Z-CLIPS W/ WOOD VENEER PANELS

WOOD VENEER WITH LIGHTS AND REVEALS ON PLYWOOD AND Z-CLIPS

-		BACKUP WALL (VARIES)
2		LAYERS 3/4" PLYWOOD
-		METAL MOUNTING Z-CLIPS
1 1/2"		WOOD VENEER PANELS

P21 STUD WALL ASSEMBLY W/ PLYWOOD

STEEL STUDS @ 16" OC W/ 3/4" FIRE TREATED PLYWOOD ONE SIDE WITH SST CLADDING

1-5/8"		STEEL STUDS
3/4"		PLYWOOD
-		SST CLADDING

P22 STONE VENEER WALL ASSEMBLY

STONE VENEER WALL

-		STUD WALL (VARIES)
-		3/4" PLYWOOD
-		MECHANICAL FASTENERS
-		3/4" STONE VENEER

P23 WOOD VENEER ASSEMBLY

STEEL STUDS @ 16" OC W/ 1/2" PLYWOOD ONE SIDE WITH 1/8" WD VENEER

(2)	1-5/8"	STEEL STUDS
(3)	2-1/2"	STEEL STUDS
(4)	3-5/8"	STEEL STUDS
(6)	6"	STEEL STUDS

P25 STUD WALL ASSEMBLY **UL465**

STEEL STUDS @ 16" OC W/ 5/8" TYPE-X GYPSUM, 1 LAYER 1 SIDE, 2 LAYERS OTHER SIDE

(2)	1-5/8"	STEEL STUDS
(3)	2-1/2"	STEEL STUDS
(4)	3-5/8"	STEEL STUDS
(6)	6"	STEEL STUDS
(8)	8"	STEEL STUDS

REFER TO UL MANUAL

P26 MASONRY WALL ASSEMBLY

-		EXISTING PARTITION
-		VAPOR BARRIER
-		2" RIGID INSULATION
-		6" CONCRETE BLOCK

FLOOR ASSEMBLIES

FL1 2 HR FLOOR ASSEMBLY

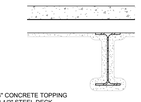

-4" CONCRETE TOPPING
-3 1/2" STEEL DECK
-SPRAY FIRE-PROOFING
REFER TO STRUCT. DWGS

CEILING ASSEMBLIES

GWB-1 GYPSUM BOARD CEILING

-APPROVED HANGERS
-1 1/2" COLD ROLLED CHANNEL
-7/8" METAL FURRING CHANNELS
-5/8" GYPSUM BOARD

NOTE:
REFER TO SPEC FOR AREAS WHERE MOISTURE RESISTANT GWB IS REQ'D

GWB-2 2 HR FIRE RESISTANCE RATED CEILING UL K502

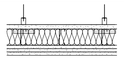

REFER TO UL K502

-HANGER ROD & CONNECTOR
-BRACKET & CONNECTOR
-1" GYPSUM BOARD
-1" CERAMIC FIBER BATTS AT BUTT JOINT OF BRACKET ADHERED TO GWB
-2" GLASS FIBER BATTS
-2 1/2" 'C' METAL STUD AT 24" O.C.
-3 5/8" 'CH' METAL STUD AT 24" O.C.
-3 LAYERS 5/8" GYPSUM BOARD

GWB-3 1 HR FIRE RESISTANCE RATED CEILING UL K501

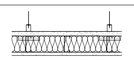

REFER TO UL K501

-HANGER ROD & CONNECTOR
-BRACKET & CONNECTOR
-1" GYPSUM BOARD
-1" CERAMIC FIBER BATTS AT BUTT JOINT OF BRACKET ADHERED TO GWB
-2" GLASS FIBER BATTS
-2 1/2" 'C' METAL STUD AT 24" O.C.
-3 5/8" 'CH' METAL STUD AT 24" O.C.
-1 LAYER 5/8" GYPSUM BOARD

ACT ACOUSTIC TILE CEILING

-APPROVED HANGERS
-GRID SUSPENSION SYSTEM

ACT-TL ACOUSTIC TILE CEILING

-APPROVED HANGERS TO REMAIN
-**EXISTING GRID** SUSPENSION SYSTEM TO REMAIN, NEW PT FIN
-**NEW TILE** LAYED INTO EXISTING GRID SYSTEM

BUILDING DEPARTMENT NOTES

1. *ALL WORK SHALL CONFORM WITH THE REQUIREMENTS OF ALL APPLICABLE CODES, ORDINANCES, SAFETY REGULATIONS AND OTHER DIRECTIVES. THIS PROJECT WILL USE THE CURRENTLY ADOPTED CODES BY THE STATE OF CONNECTICUT, AS FOLLOWS:*

   - 2018 CONNECTICUT STATE BUILDING CODE INCLUDING ALL STATE AMENDMENTS AND THE FOLLOWING CODES:
   - 2015 INTERNATIONAL BUILDING CODE
   - 2009 ICC/ANSI A117.1 ACCESSIBLE AND USABLE BUILDINGS AND FACILITIES
   - 2015 INTERNATIONAL EXISTING BUILDING CODE
   - 2015 INTERNATIONAL PLUMBING CODE
   - 2015 INTERNATIONAL MECHANICAL CODE
   - 2015 INTERNATIONAL ENERGY CONSERVATION CODE
   - 2017 NFPA 70, NATIONAL ELECTRICAL CODE, OF THE NATIONAL FIRE PROTECTION ASSOCIATION INC.

   - NFPA STANDARDS:
   ●2013 NFPA 10 – PORTABLE FIRE EXTINGUISHERS
   ●2013 NFPA 13 – INSTALLATION OF SPRINKLER SYSTEMS
   ●2013 NFPA 14 – INSTALLATION OF STANDPIPES AND HOSE SYSTEMS
   ●2013 NFPA 72 – NATIONAL FIRE ALARM CODE
   ●2013 NFPA 110 – EMERGENCY AND STANDBY POWER SYSTEMS

   - 2013 ASME A17.1, SAFETY CODES FOR ELEVATORS AND ESCALATORS
   - ACCESSIBILITY GUIDELINES
   ●2009 A117.1 ACCESSIBLE AND USABLE BUILDINGS AND FACILITIES
   ●2010 ADA STANDARDS FOR ACCESSIBLE DESIGN

2. *BUILDING OCCUPANCY CLASSIFICATION: A-3*
3. *OCCUPANCY GROUP CLASSIFICATION FOR PROJECT: A-3*
4. *BUILDING CONSTRUCTION CLASS: 1B CONSTRUCTION*

GENERAL NOTES

1. ALL WORK SHALL CONFORM TO APPLICABLE CODES, ORDINANCES, SAFETY REGULATIONS AND OWNER DIRECTIVES.

2. THESE DRAWINGS INDICATE THE GENERAL SCOPE OF THE PROJECT IN TERMS OF ARCHITECTURAL DESIGN CONCEPT. THE DIMENSIONS OF THE BUILDING MAJOR ARCHITECTURAL ELEMENTS AND THE TYPE OF STRUCTURAL, MECHANICAL, ELECTRICAL SYSTEMS, AS SCOPE DOCUMENTS. THE DRAWINGS DO NOT NECESSARILY INDICATE OR DESCRIBE ALL WORK REQUIRED FOR FULL PERFORMANCE AND COMPLETION OF THE REQUIREMENTS FOR THE CONTRACT DOCUMENTS ON THE BASIS OF THE GENERAL SCOPE INDICATED OR DESCRIBED. THE SUB-CONTRACTOR SHALL FURNISH ALL THAT IS REQUIRED FOR THE PROPER EXECUTION AND COMPLETION OF THE WORK.

3. THE CONSTRUCTION MANAGER SHALL CHECK AND VERIFY ALL DIMENSIONS AND JOB CONDITIONS BEFORE COMMENCEMENT OF WORK AND BE RESPONSIBLE FOR THEIR ACCURACY. ANY DISCREPANCIES BETWEEN FIELD CONDITIONS OR WITHIN THE DOCUMENTS ARE TO BE REPORTED TO THE ARCHITECT IN WRITING BY THE CONSTRUCTION MANAGER.

4. DIMENSIONS SHALL BE FIGURED RATHER THAN DETERMINED BY SCALE OR RULE. IN THE EVENT OF CONFLICT BETWEEN THE DRAWINGS AND SPECIFICATIONS OR WITHIN THEMSELVES, THE ARCHITECT WILL DECIDE WHICH CONFLICTING REQUIREMENT GOVERNS.

5. ALL PLAN DIMENSIONS SHOWN ARE ROUGH WALL AND PARTITION SURFACES UNLESS SPECIFICALLY NOTED OTHERWISE.

6. THE CONSTRUCTION MANAGER SHALL PREPARE "COORDINATION DRAWINGS" THAT REPRESENT THAT ALL TRADES INVOLVED IN THE PROJECT HAVE COORDINATED THE INSTALLATION OF THEIR WORK SO AS TO AVOID CONFLICTS AND/OR MISALIGNMENTS.

7. ALL WORK CONTAINED IN ALL CEILINGS SHALL BE SIMULTANEOUSLY REPRESENTED ON A SINGLE DRAWING TO CONFIRM THAT ALL TRADES "FIT" WITHIN THE ALLOTTED SPACE. ALL CONFLICTS SHALL BE RESOLVED PRIOR TO SUBMITTING SHOP DRAWINGS FOR THE ARCHITECT'S (OR ENGINEER'S) REVIEW PRIOR TO EXECUTING ANY OF THE WORK WITHIN THE CEILING CAVITY.

8. THE LOCATION OF ALL ELECTRICAL, FIRE PROTECTION, PLUMBING, VERTICAL TRANSPORTATION AND MECHANICAL WALL MOUNTED DEVICES INCLUDING ACCESS DOORS AND PANELS ARE TO BE AS INDICATED ON ARCHITECTURAL INTERIOR OR ELEVATIONS OR ON DIAGRAM OF TYPICAL MOUNTING HEIGHTS. COORDINATED ELEVATIONS SIGNED OFF BY ALL TRADES TO BE SUBMITTED TO THE ARCHITECT AND ENGINEER FOR REVIEW AS A STANDARD SHOP DRAWING SUBMITTAL FOR ANY SPACE WHERE METAL PANELING, GLASS WALL, OR INTERIOR WALL PLASTERWORK IS REQUIRED.

9. ALL NEW STRUCTURAL STEEL MEMBERS AND EXISTING UNPROTECTED STRUCTURAL STEEL MEMBERS, ARE TO BE PROTECTED WITH 2HR UL COMPLIANT SPRAY MINERAL FIRE PROOFING OR UL RATED GYPSUM WALLBOARD ASSEMBLIES UNLESS OTHERWISE INDICATED. ANY EXISTING FIRE PROTECTION MATERIALS DAMAGED PRIOR TO CONSTRUCTION SHALL BE REPORTED TO THE ARCHITECT PRIOR TO CONSTRUCTION AND REPAIRED AS DIRECTED. ALL NEW & EXISTING FLOORS THROUGHOUT BUILDING SHALL PROVIDE A 2HR FIRE SEPARATION UNLESS OTHERWISE NOTED ON DRAWINGS.
ANY & ALL PENETRATIONS OF DUCTS, PIPES, CONDUITS, CABLES OR OTHER SERVICES OR EQUIPMENT SHALL BE FIRE STOPPED AND SMOKE SEALED PER UL STANDARDS TO THE SAME FIRE RESISTANCE RATING OF THE FLOOR, WALL OR ROOF THAT IS PENETRATED.

10. NOT ALL LIGHT FIXTURES, MECHANICAL FIXTURES, ELECTRICAL AND AUDIO-VISUAL EQUIPMENT / FIXTURES ARE SHOWN ON THE ARCHITECTURAL DRAWINGS. REFER TO LIGHTING, MECHANICAL, ELECTRICAL AND AUDIO-VISUAL INFORMATION TECHNOLOGY, FOOD AND BEVERAGE DRAWINGS AND OTHER DISCIPLINES AS REQUIRED FOR SCOPE OF WORK OF THOSE DISCIPLINES.

11. WHERE AN EXISTING FLOOR, WALL OR CEILING IS BEING FURRED OUT OR A NEW FINISH APPLIED THE CONTRACTOR IS TO FIELD VERIFY ANY CONFLICTS WITH EXISTING FIXTURES AND EQUIPMENT AND CARRY AN ALLOWANCE TO REMOVE AND REINSTALL THESE ITEMS. THIS INCLUDES BUT IS NOT LIMITED TO: ANY SWITCHES, THERMOSTATS, RECEPTACLES, AUDIO-VISUAL EQUIPMENT, HORN STROBES, SENSORS OR OTHER TYPES OF CONTROLS, DEVICES, FIXTURES OR HARDWARE OF ANY KIND THAT IS TO REMAIN IN USE (NOT BEING REPLACED). TRIMS EDGES AND TERMINATIONS APPROPRIATE TO NEW FINISHES ARE TO BE INCLUDED IN ALLOWANCE TO MAKE GOOD REINSTALLATION.

12. THE WORD "EXISTING" DENOTES AN EXISTING BUILT ASSEMBLY, BUILT CONDITION, EXISTING HARDWARE OR FIXTURES THAT ARE PRESENT IN, ON OR ATTACHED TO THE CURRENT BUILDING. ALL DRAWING NOTES SHALL BE INTERPRETED TO REFER TO WORK TO BE DONE, MATERIALS, ASSEMBLIES, FIXTURES OR EQUIPMENT TO BE INSTALLED UNDER THIS CONTRACT. THE WORD NEW IS USED FROM TIME TO TIME TO CLARIFY DRAWINGS OR DETAILS. THE ABSENCE OF THE WORD NEW SHALL NOT BE INTERPRETED TO MEAN THAT WORK IS EXISTING OR NOT REQUIRED.

13. COORDINATE THE SIZE, SHAPE AND LOCATION OF ALL HOUSEKEEPING PADS AND INERTIA BLOCKS WITH THE EQUIPMENT SUPPLIERS. WHERE THE FLOORS OF ROOMS OR SPACES CONTAINING HOUSEKEEPING PADS ARE WATERPROOFED, APPLY WATERPROOFING TO THE TOP AND SIDE SURFACES OF ALL PADS PRIOR TO INSTALLATION OF EQUIPMENT.

14. ALL SURFACES VISIBLE THROUGH MECHANICAL OR ARCHITECTURAL SLOT GLAZING LOUVERS, GRILLES, ETC. TO BE PAINTED MATTE BLACK.

15. FREESTANDING COLUMNS WITHIN SPACES TO RECEIVE SAME CLADDING AND FINISHES AS OTHER SURFACES IN SPACE UNLESS OTHERWISE SHOWN OR NOTED.

16. ANY USE OR RELIANCE ON THESE DRAWINGS OR INFORMATION IS YOUR ACKNOWLEDGMENT AND AGREEMENT TO THE ABOVE DISCLAIMER.

DEMOLITION NOTES

1. DEMOLITION NOTES ARE BASED ON FIELD OBSERVATIONS, EXISTING RECORD DOCUMENTS AND INFORMATION FROM THIRD PARTIES. REPORT DISCREPANCIES TO CONSTRUCTION MANAGER AND ARCHITECT BEFORE DISTURBING EXISTING INSTALLATION.

2.THE DEMOLITION DRAWINGS INDICATE THE GENERAL SCOPE AND MAJOR ASPECTS OF DEMOLITION WORK REQUIRED. CONTRACTOR SHALL BE RESPONSIBLE FOR A THOROUGH EXAMINATION OF THE EXISTING FACILITY TO VERIFY ALL OF THE EXISTING CONDITIONS PRIOR TO START OF WORK. DEMOLITION THAT IS REQUIRED TO ACCOMMODATE NEW CONSTRUCTION AT LOCALIZED AREAS AND FOR CERTAIN TYPICAL DETAILS IS NOT INDICATED ON THE DEMOLITION DRAWINGS THEREFORE THE DEMOLITION DRAWINGS ARE TO BE READ WITH ALL OTHER CONSTRUCTION DOCUMENTS FOR THE PURPOSE OF INTERPRETING THE COMPLETE SCOPE OF DEMOLITION WORK REQUIRED.

3.THE CONTRACTOR SHALL COORDINATE ALL DOCUMENTS PREPARED FOR THIS DEMOLITION SET WITH THE CONSTRUCTION DOCUMENTS PREPARED FOR THE NEW CONSTRUCTION DOCUMENTS PRIOR TO COMMENCING WORK.

4. BEFORE CUTTING IS STARTED IN ANY LOCATION, CONTRACTOR SHALL CAREFULLY INVESTIGATE CONDITIONS INFLUENCING HUMAN AND STRUCTURAL SAFETY, EXISTING PIPING, WIRING, AND ITEMS CONCEALED IN WALLS AND SLABS, WHEREVER THESE WALLS AND SLABS ARE REMOVED, SHALL BE PROPERLY RELOCATED, REROUTED OR REMOVED AS THE CASE MAY REQUIRE.

5. PATCH, FILL & MAKE GOOD ALL REMAINING FLOOR SLABS & WALLS AFFECTED BY DEMOLITION. REFER TO A2 SERIES DRAWINGS FOR LOCATION OF NEW DOORS TO DETERMINE NEW DOOR OPENING REQUIRED TO BE CUT IN EXISTING WALLS.

6. ALL REMOVED DOORS, HARDWARE, FIXTURES, AND GLAZING SHALL BE SALVAGED AND STORED, OR DISPOSED OF AT THE DISCRETION OF THE OWNER.

7. REFER TO MECHANICAL, AND ELECTRICAL DEMOLITION DRAWINGS FOR MECHANICAL, AND ELECTRICAL DEMOLITION.

8. CONTRACTOR TO COORDINATE DEMOLITION TO ACCOMMODATE CEILING, AND WALL PENETRATIONS - REFER TO MECHANICAL, AND ELECTRICAL DRAWINGS.

9. ANY USE OR RELIANCE ON THESE DRAWINGS OR INFORMATION IS YOUR ACKNOWLEDGMENT AND AGREEMENT TO THE ABOVE DISCLAIMER.

10. ALL MATERIAL INDICATED TO BE DEMOLISHED SHALL BE REMOVED FROM THE SITE AND DISPOSED OF IN ACCORDANCE WITH ALL APPLICABLE LAWS, CODES, AND REGULATIONS UNLESS OTHERWISE NOTED.

FIRE PROTECTION NOTES

1. REQUIRED MEANS OF EGRESS AND FIRE PROTECTION SYSTEMS SHALL BE MAINTAINED DURING DEMOLITION, CONSTRUCTION, REMODELING OR ALTERATIONS AND ADDITIONS TO THE BUILDING. FIRE PREVENTION BUREAU STAFF SHALL APPROVE REVIEW OF ANY EXITING ALTERATIONS. AS REQUIRED IN IFC SECTION 3311.2

2. AUTOMATIC FIRE SPRINKLER, FIRE SUPPRESSION AND FIRE ALARM SYSTEMS WHEN TAKEN OUT OF SERVICE ARE REQUIRED TO HAVE THE FIRE PREVENTION BUREAU NOTIFIED. THE DURATION OF TIME AND THE DATE MUST BE STATED TO INCLUDE THE DATE WHICH THE FIRE PROTECTION EQUIPMENT WILL BE PLACED IN SERVICE.
AS REQUIRED IN IFC CHAPTER 33.

FIRE RESISTANCE NOTES

1. ALL NEW STEEL SUPPORTING FLOORS / FLOOR OPENINGS SHALL BE PROTECTED WITH 2 HR RATED FIREPROOFING

2. ALL NEW FLOORS SHALL BE PROTECTED WITH 2 HR FIRE RATED FIREPROOFING

3. STEEL COLUMNS SUPPORTING HIGH ROOF @ NEW ADDITION SHALL BE PROTECTED WITH 2 HR FIREPROOFING

4. STEEL COLUMNS & ROOF FRAMING AT NEW ADDITION WITH VESTIBULE TO BE PROTECTED WITH 1 HR FIREPROOFING

5. ALL STEEL SUPPORTING STRUCTURE AT NEW ESCALATORS SHALL BE PROTECTED WITH 2 HR FIREPROOFING

SYMBOLS

- BUILDING SECTION / DETAIL NUMBER / DRAWING NUMBER
- PARTIAL BUILDING SECTION / DETAIL NUMBER / DRAWING NUMBER
- PARTIAL SECTION / DETAIL NUMBER / DRAWING NUMBER
- DETAIL / DETAIL NUMBER / DRAWING NUMBER
- MULTIPLE INTERIOR ELEVATIONS / DETAIL NUMBER / DRAWING NUMBER
- DETAIL REFERENCE
- EXISTING GRID
- NEW GRID
- REVISION NUMBER
- DRAWING TITLE / SCALE
- ROOM NAME / ROOM NUMBER / QUAD IDENTIFIER / LEVEL IDENTIFIER
- MATERIAL OR FINISH TYPE LABEL
- SPOT ELEVATION
- ESCALATOR SEQUENTIAL IDENTIFIER
- ELEVATOR SEQUENTIAL IDENTIFIER / 'P' - PASSENGER / 'F' - FREIGHT / 'S' - SERVICE
- MATCHLINE
- EXISTING PARTITION TYPE (SEE PARTITION SCHEDULE)
- NEW PARTITION TYPE (SEE PARTITION SCHEDULE)
- NEW DOOR TAG / ROOM NUMBER / DOOR NUMBER (A, B, C, ETC.)
- ALIGN ADJACENT SURFACES
- WORKING POINT
- STANDING ROOM
- P.O.S. (POINT OF SALE)
- FIRE HOSE CABINET
- FLOOR DRAIN
- ROOF DRAIN
- HOSE REEL
- HOSE BIB
- ELECTRICAL DUPLEX OUTLET
- SWITCH
- TELEPHONE OUTLET
- DATA OUTLET
- PUBLIC TELEPHONE
- DRINKING FOUNTAIN
- ATM
- BROADCAST BOX
- SUPPLY AIR GRILLE
- RETURN AIR GRILLE
- LINEAR DIFFUSER
- MASONRY PIER, REFER TO STRUCTURAL
- CEILING MOUNTED LOUDSPEAKER, REFER TO AV
- PAGING HORN LOUDSPEAKER, REFER TO AV
- EXIT LIGHT - WALL OR CEILING MOUNTED, REFER TO ELEC.
- MOTION DETECTOR - WALL OR CEILING MOUNTED, REFER TO ELEC.
- HORN SPEAKER - WALL OR CEILING MOUNTED, REFER TO BASE BUILDING ELEC.
- SMOKE DETECTOR - CEILING MOUNTED, REFER TO BASE BUILDING ELEC.

ABBREVIATIONS

ACP	ALUMINUM COMPOSITE PANEL SYSTEM
ACT	ACOUSTIC CEILING TILE
CARP	CARPET
CIP	CAST-IN-PLACE
DF	DRINKING FOUNTAIN
EPX	EPOXY
EXP	EXPOSED
GL	GLASS
GWB	GYPSUM WALL BOARD
HD	HAND DRYER
MET	METAL
PFT	PORCELAIN FLOOR TILE
PLAM	PLASTIC LAMINATE
PT	PAINT
RB	RUBBER BASE
RR	RESTROOM
SSM	SOLID SURFACE MATERIAL
SST	STAINLESS STEEL
ST	STEEL
TP	TOILET PARTITION
TF	TRANSITIONS - FLOORS
TW	TRANSITIONS - WALLS
UPH	UPHOLSTERY
VWC	VINYL WALL COVERING
WD	WOOD
WT	WALL TILE

WALL TYPES - PHASE 1
1" = 1'-0"

B C D E A

XL CENTER

CAPITAL REGION DEVELOPMENT AUTHORITY

SCI ARCHITECTS
469 SEVENTH AVE, SUITE 900
NEW YORK, NY 10018
(646) 658-7410

me engineers
29 W 38th STREET, 5th FLOOR
NEW YORK, NY 10018
(212) 447-5770

NO.	DESCRIPTION	DATE
1	PHASE 1 - ISSUED FOR 95% SD, 50% DD	12/18/2020

REVISIONS/ ISSUES

CONTRACTOR SHALL CHECK AND VERIFY ALL DIMENSIONS AND REPORT ANY OMISSIONS OR DISCREPANCIES TO THE ARCHITECT BEFORE PROCEEDING WITH THE WORK.
DO NOT SCALE THE DRAWINGS

SEAL

DRAWN: Author
DATE: 11/20/20
CHECKED: Checker
DATE PLOTTED: 2020-12-18 3:00:11 PM

1 CIVIC CENTER PLAZA
HARTFORD, CT

DWG. TITLE
GENERAL NOTES, WALL TYPES

SCALE: As indicated
DWG. NO.: A0-001.PH1
PROJ. NO.: 1605

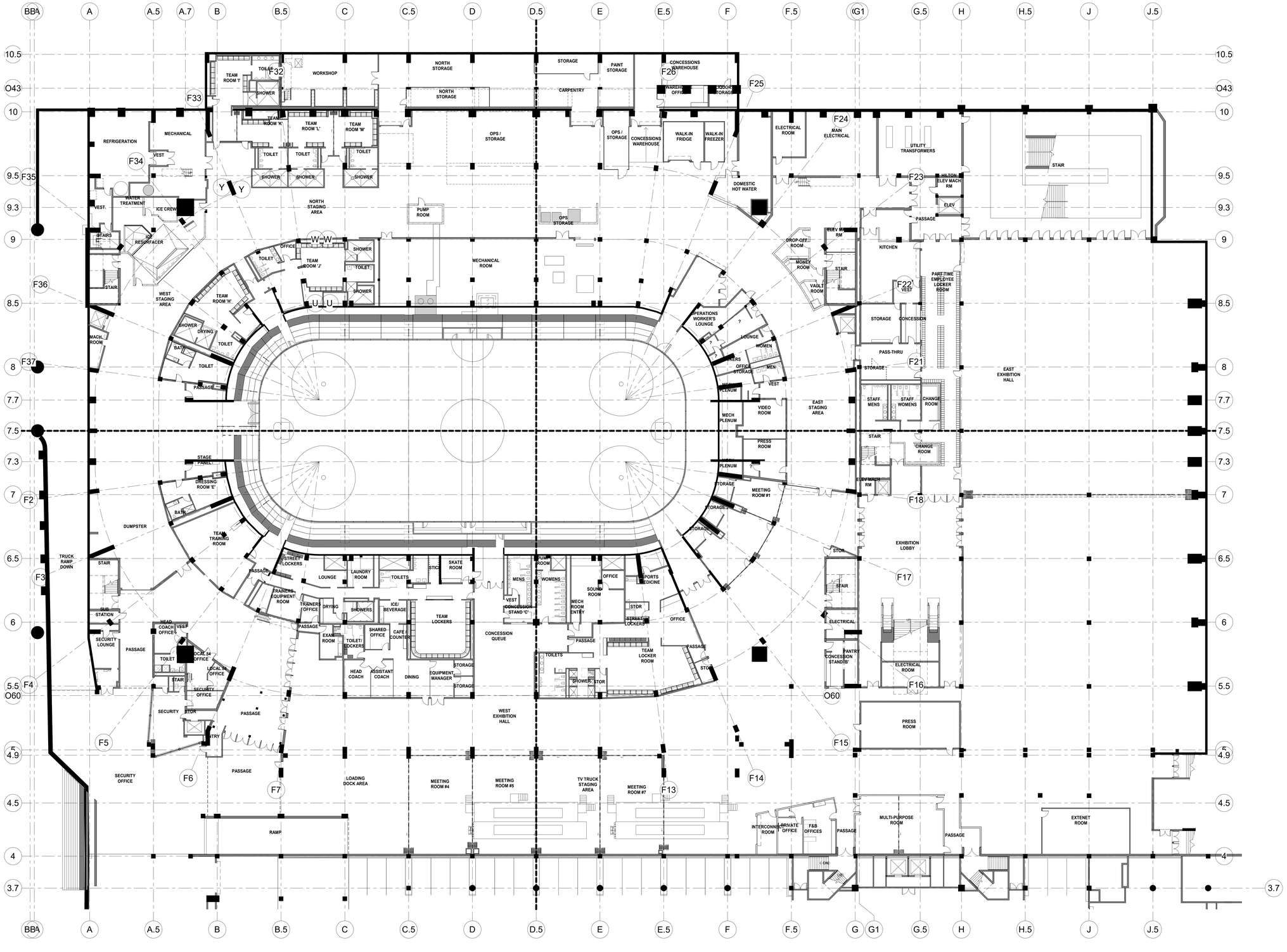

XL CENTER
CAPITAL REGION DEVELOPMENT AUTHORITY

SCI ARCHITECTS
469 SEVENTH AVE, SUITE 900
NEW YORK, NY 10018
(646) 658-7410

me engineers
29 W 38th STREET, 5th FLOOR
NEW YORK, NY 10018
(212) 447-6770

NO.	DESCRIPTION	DATE
5	PHASE 1 - ISSUED FOR 90% ED, 50% DD	12/18/2020

REVISIONS/ ISSUES

CONTRACTOR SHALL CHECK AND VERIFY ALL DIMENSIONS AND REPORT ANY OMISSIONS OR DISCREPANCIES TO THE ARCHITECT BEFORE PROCEEDING WITH THE WORK
DO NOT SCALE THE DRAWINGS

SEAL

DRAWN: Author
DATE: 10/22/20
CHECKED: Checker
DATE PLOTTED: 2020-12-18 3:00:20 PM

1 CIVIC CENTER PLAZA
HARTFORD, CT

DWG. TITLE
LEVEL 31 - EXISTING PHASE 1

SCALE: 1/16" = 1'-0"
PROJ. NO.: 1605
DWG. NO.: A-001.PH1

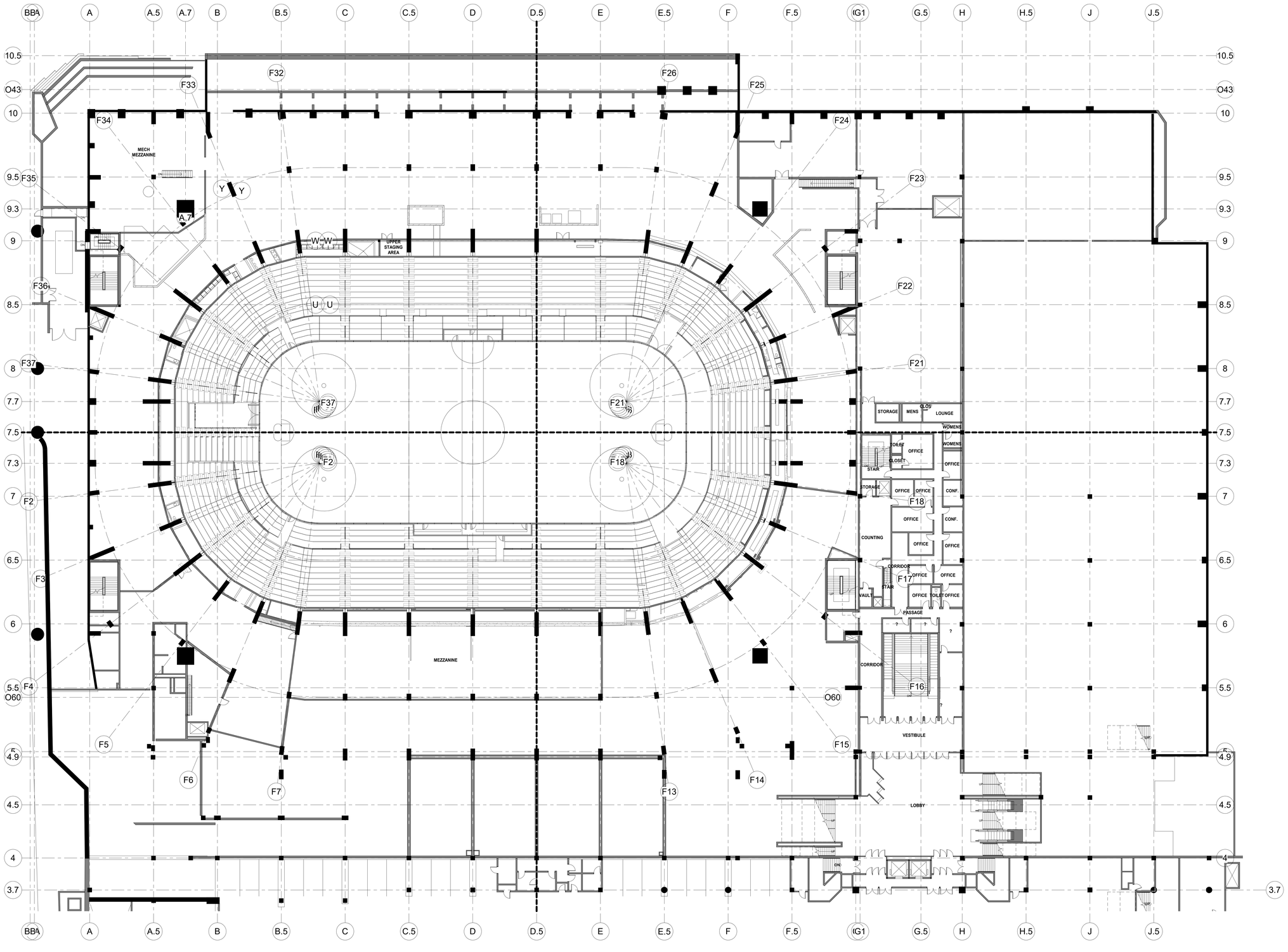

B C A D

XL CENTER

CAPITAL REGION DEVELOPMENT AUTHORITY

S C I ARCHITECTS
469 SEVENTH AVE, SUITE 900
NEW YORK, NY 10018
(646) 658-7410

me engineers
29 W 38th STREET, 5th FLOOR
NEW YORK, NY 10018
(212) 447-6770

NO.	DESCRIPTION	DATE
1	PHASE 1 - ISSUED FOR 95% SD, 50% DD	12/18/2020

REVISIONS/ ISSUES

CONTRACTOR SHALL CHECK AND VERIFY ALL DIMENSIONS AND REPORT ANY OMISSIONS OR DISCREPANCIES TO THE ARCHITECT BEFORE PROCEEDING WITH THE WORK
DO NOT SCALE THE DRAWINGS

SEAL

DRAWN: Author
DATE: 10/22/20
CHECKED: Checker
DATE PLOTTED: 2020-12-18 3:00:34 PM

1 CIVIC CENTER PLAZA
HARTFORD, CT

DWG. TITLE
LEVEL 48 - EXISTING PHASE 1

SCALE: 1/16" = 1'-0"
PROJ. NO.: 1605
DWG. NO.: A-002.PH1

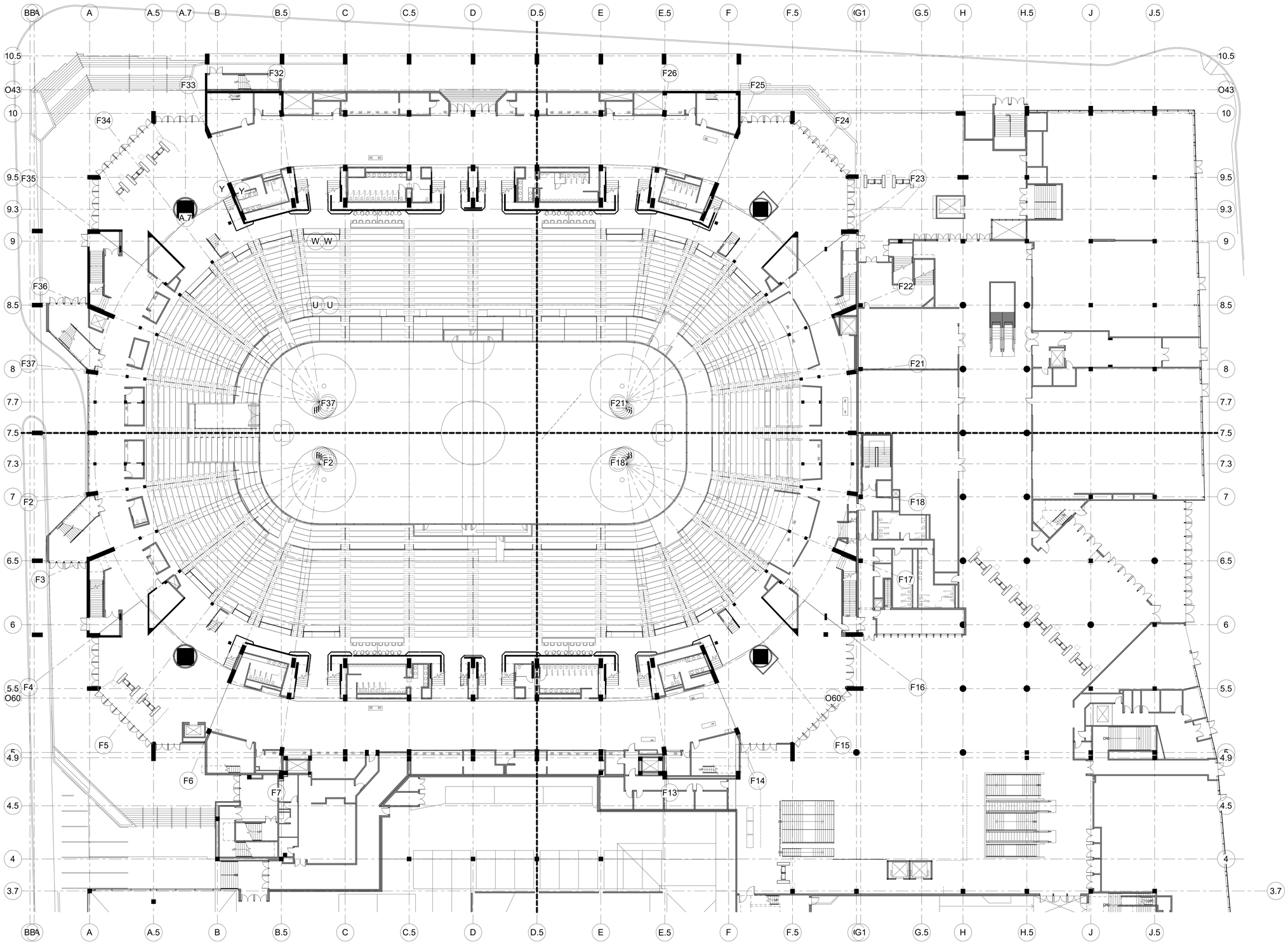

B C A D

XL CENTER

CAPITAL REGION DEVELOPMENT AUTHORITY

SCI ARCHITECTS
469 SEVENTH AVE, SUITE 900
NEW YORK, NY 10018
(646) 658-7410

me engineers
29 W 38th STREET, 5th FLOOR
NEW YORK, NY 10018
(212) 447-6770

NO.	DESCRIPTION	DATE
5	PHASE 1 - ISSUED FOR 90% SD, 50% DD	12/18/2020

REVISIONS/ ISSUES

CONTRACTOR SHALL CHECK AND VERIFY ALL DIMENSIONS AND REPORT ANY OMISSIONS OR DISCREPANCIES TO THE ARCHITECT BEFORE PROCEEDING WITH THE WORK
DO NOT SCALE THE DRAWINGS

SEAL

DRAWN: Author
DATE: 10/22/20
CHECKED: Checker
DATE PLOTTED: 2020-12-18 3:00:51 PM

1 CIVIC CENTER PLAZA
HARTFORD, CT

DWG. TITLE
LEVEL 61 - EXISTING PHASE 1

SCALE: 1/16" = 1'-0"
PROJ. NO.: 1605
DWG. NO.: A-003.PH1

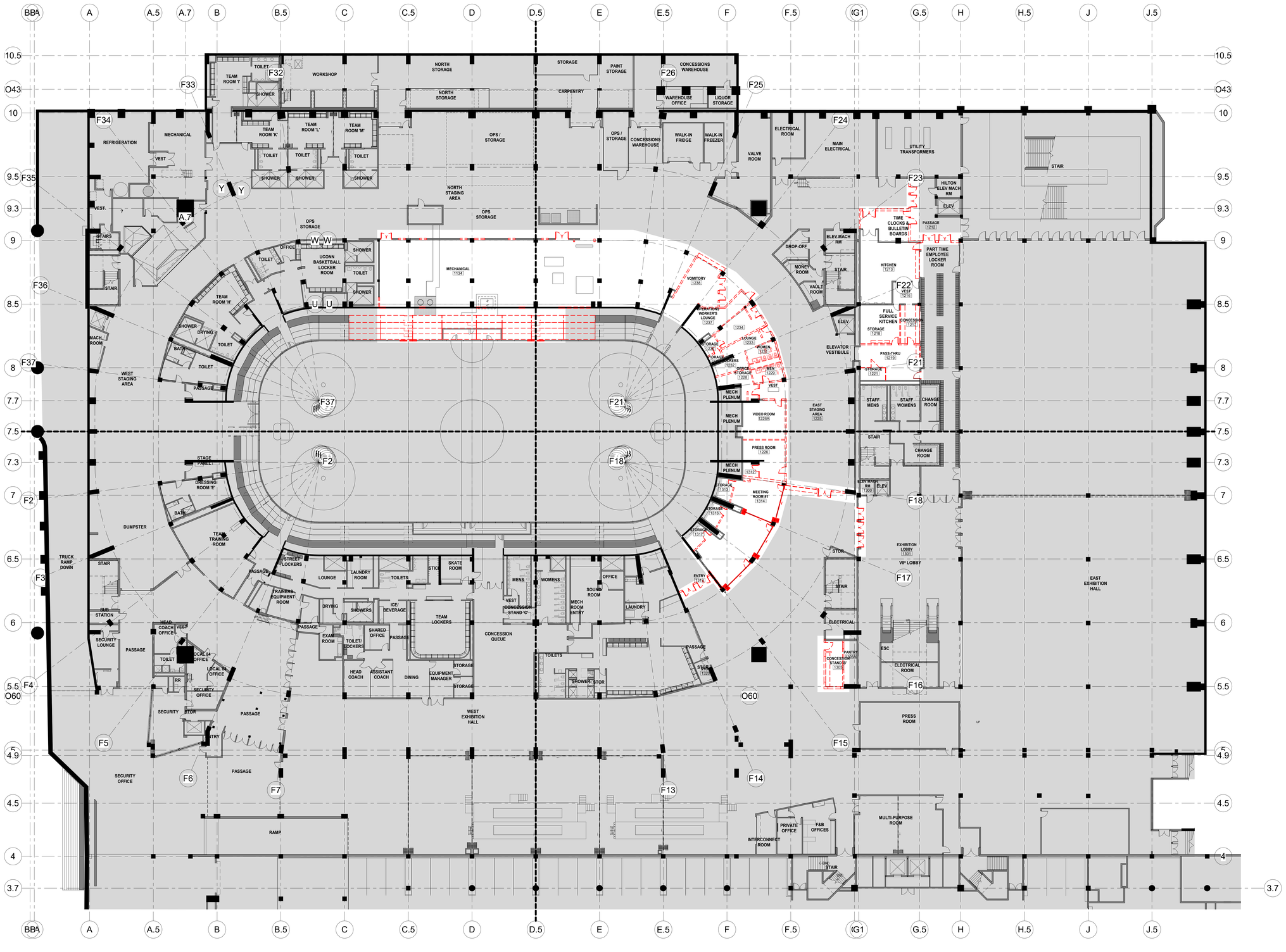

B C A D

XL CENTER

CAPITAL REGION DEVELOPMENT AUTHORITY

SCI ARCHITECTS
469 SEVENTH AVE, SUITE 900
NEW YORK, NY 10018
(646) 658-7410

me engineers
29 W 38th STREET, 5th FLOOR
NEW YORK, NY 10018
(212) 447-6770

NO.	DESCRIPTION	DATE
5	PHASE 1 - ISSUED FOR 90% SD, 50% DD	12/18/2020

REVISIONS/ ISSUES

CONTRACTOR SHALL CHECK AND VERIFY ALL DIMENSIONS AND REPORT ANY OMISSIONS OR DISCREPANCIES TO THE ARCHITECT BEFORE PROCEEDING WITH THE WORK
DO NOT SCALE THE DRAWINGS

SEAL

DRAWN: Author
DATE: 2016-09-02
CHECKED: Checker
DATE PLOTTED: 2020-12-18 3:01:06 PM

1 CIVIC CENTER PLAZA
HARTFORD, CT

DWG. TITLE
LEVEL 31 - DEMOLITION
PHASE 1

SCALE: 1/16" = 1'-0"
PROJ. NO.: 1605
DWG. NO.: A-101.PH1

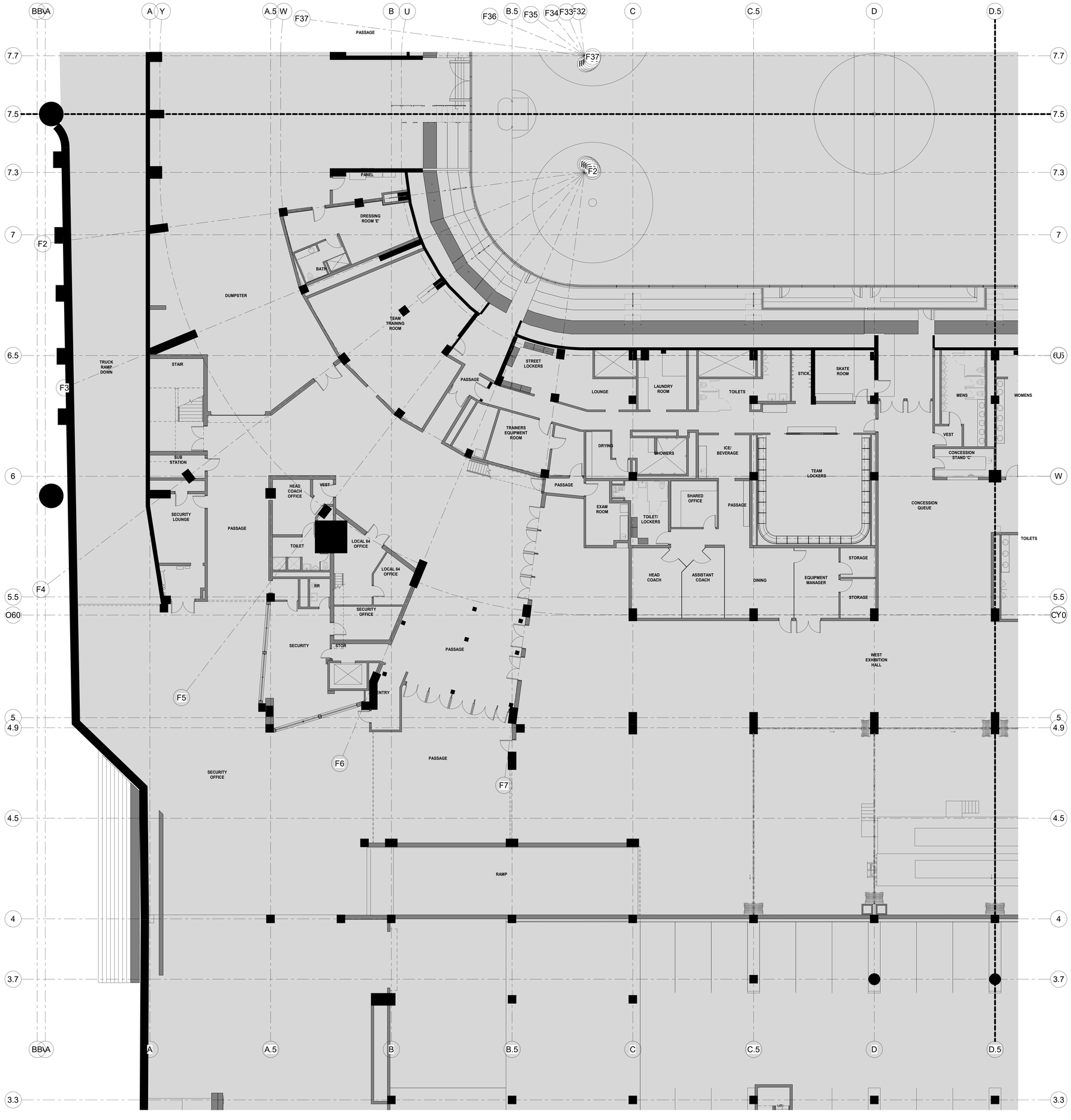

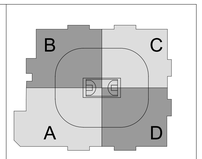

XL CENTER

CAPITAL REGION DEVELOPMENT AUTHORITY

SCI ARCHITECTS

469 SEVENTH AVE, SUITE 900
NEW YORK, NY 10018
(646) 658-7410

me engineers

29 W 38th STREET, 5th FLOOR
NEW YORK, NY 10018
(212) 447-6770

NO.	DESCRIPTION	DATE
1	PHASE 1 - ISSUED FOR 90% SD, 50% DD	12/18/2020

REVISIONS/ ISSUES

CONTRACTOR SHALL CHECK AND VERIFY ALL DIMENSIONS AND REPORT ANY OMISSIONS OR DISCREPANCIES TO THE ARCHITECT BEFORE PROCEEDING WITH THE WORK
DO NOT SCALE THE DRAWINGS

SEAL

DRAWN: PM
DATE: 08/19/20
CHECKED: SCI
DATE PLOTTED: 2020-12-18 3:01:14 PM

1 CIVIC CENTER PLAZA
HARTFORD, CT

DWG. TITLE
LEVEL 31 - DEMOLITION
QUADRANT A - PHASE 1

SCALE: 1/8" = 1'-0"
PROJ. NO.: 1605
DWG. NO.: A-101A.PH1

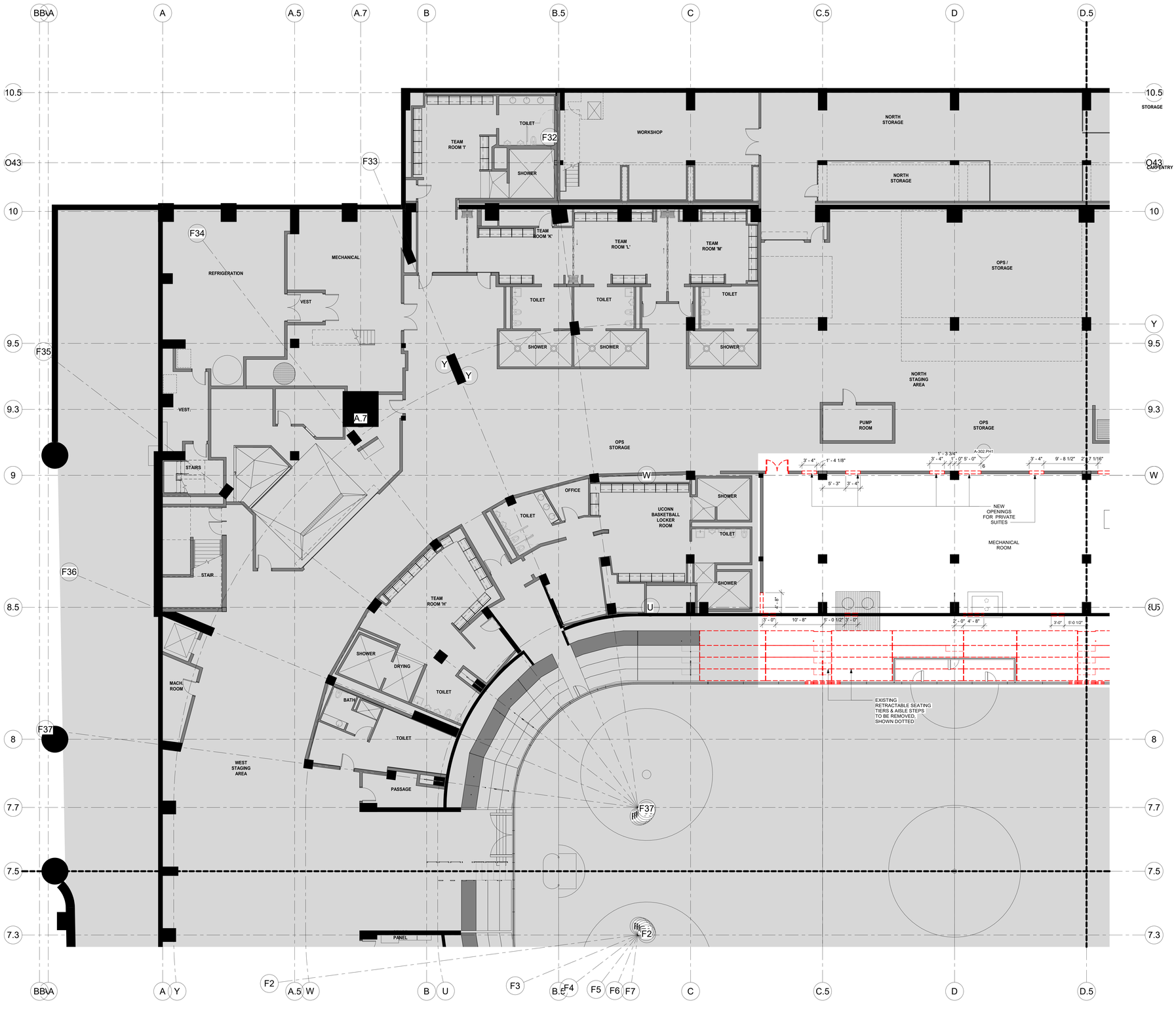

B C A D

XL CENTER

CAPITAL REGION DEVELOPMENT AUTHORITY

SCI ARCHITECTS
469 SEVENTH AVE, SUITE 900
NEW YORK, NY 10018
(646) 658-7410

me engineers
29 W 38th STREET, 5th FLOOR
NEW YORK, NY 10018
(212) 447-6770

NO	DESCRIPTION	DATE
1	PHASE 1 - ISSUED FOR 95% SD, 50% DD	12/18/2020

REVISIONS/ ISSUES

CONTRACTOR SHALL CHECK AND VERIFY ALL DIMENSIONS AND REPORT ANY OMISSIONS OR DISCREPANCIES TO THE ARCHITECT BEFORE PROCEEDING WITH THE WORK.
DO NOT SCALE THE DRAWINGS

SEAL

DRAWN: Author
DATE: 08/19/20
CHECKED: Checker
DATE PLOTTED: 2020-12-18 3:01:24 PM

1 CIVIC CENTER PLAZA
HARTFORD, CT

DWG. TITLE
LEVEL 31 - DEMOLITION
QUADRANT B - PHASE 1

SCALE: 1/8" = 1'-0"
DWG. NO.: A-101B.PH1
PROJ. NO.: 1605

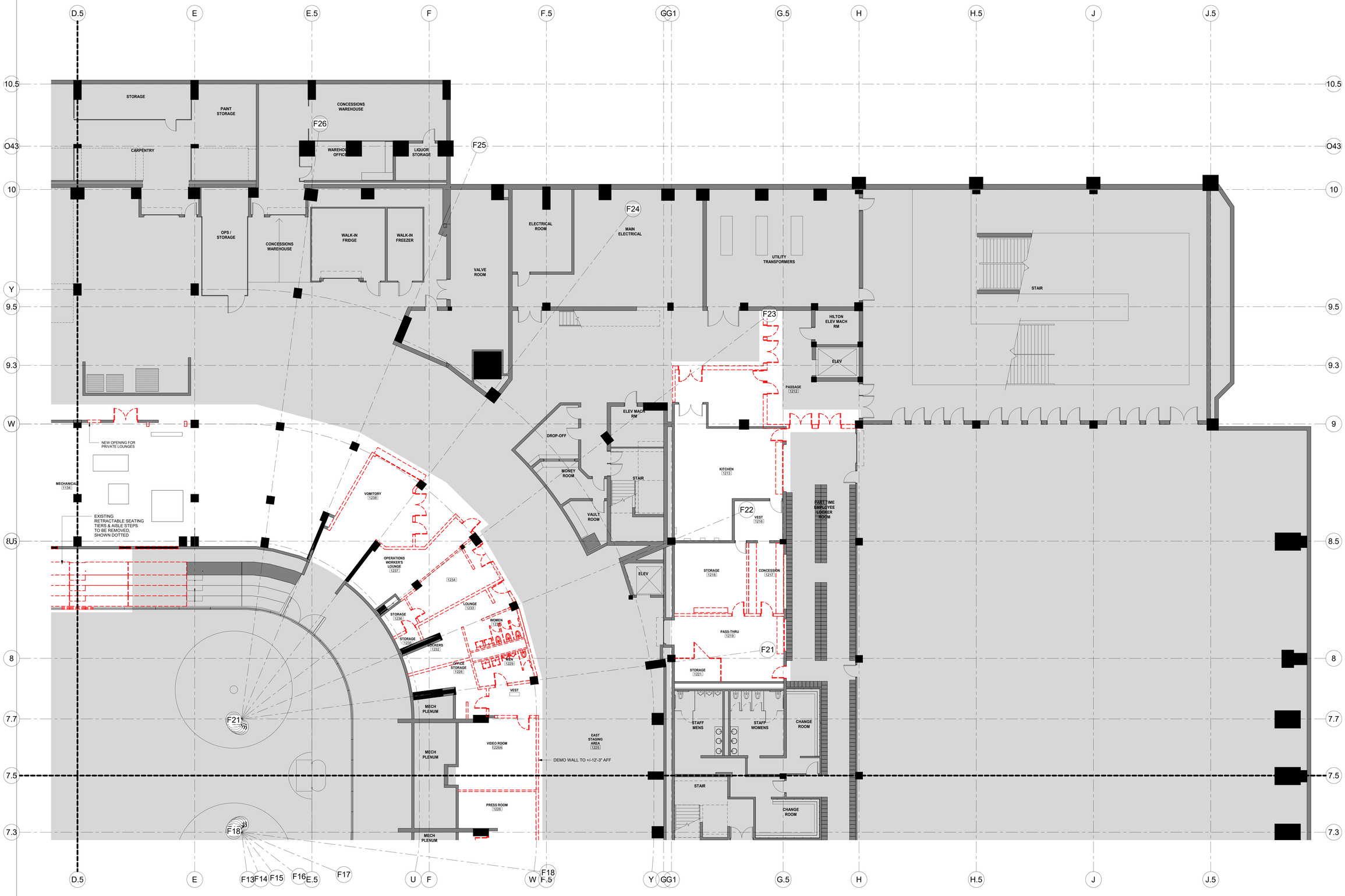

XL CENTER

CAPITAL REGION DEVELOPMENT AUTHORITY

SCI ARCHITECTS
469 SEVENTH AVE, SUITE 900
NEW YORK, NY 10018
(646) 658-7410

me engineers
29 W 38th STREET, 5th FLOOR
NEW YORK, NY 10018
(212) 447-6770

NO	DESCRIPTION	DATE
1	PHASE 1 - ISSUED FOR 95% SD, 50% DD	12/18/2020

REVISIONS/ ISSUES

CONTRACTOR SHALL CHECK AND VERIFY ALL DIMENSIONS AND REPORT ANY OMISSIONS OR DISCREPANCIES TO THE ARCHITECT BEFORE PROCEEDING WITH THE WORK. DO NOT SCALE THE DRAWINGS

SEAL

DRAWN: Author
DATE: 08/20/20
CHECKED: Checker
DATE PLOTTED: 2020-12-18 3:01:32 PM

1 CIVIC CENTER PLAZA
HARTFORD, CT

DWG. TITLE
LEVEL 31 - DEMOLITION
QUADRANT C - PHASE 1

SCALE: 1/8" = 1'-0"
DWG. NO.: A-101C.PH1
PROJ. NO.: 1605

B C A D

XL CENTER

CAPITAL REGION DEVELOPMENT AUTHORITY

SCI ARCHITECTS
469 SEVENTH AVE, SUITE 900
NEW YORK, NY 10018
(646) 658-7410

me engineers
29 W 38th STREET, 5th FLOOR
NEW YORK, NY 10018
(212) 447-6770

NO	DESCRIPTION	DATE
1	PHASE 1 - ISSUED FOR 95% SD, 50% DD	12/18/2020

REVISIONS/ ISSUES

CONTRACTOR SHALL CHECK AND VERIFY ALL DIMENSIONS AND REPORT ANY OMISSIONS OR DISCREPANCIES TO THE ARCHITECT BEFORE COMMENCING THE WORK.
DO NOT SCALE THE DRAWINGS

SEAL

DRAWN: Author
DATE: 08/20/20
CHECKED: Checker
DATE PLOTTED: 2020-12-18 3:01:42 PM

1 CIVIC CENTER PLAZA
HARTFORD, CT

DWG. TITLE
LEVEL 31 - DEMOLITION
QUADRANT D - PHASE 1

SCALE: 1/8" = 1'-0"
DWG. NO.: A-101D.PH1
PROJ. NO.: 3.3 1605

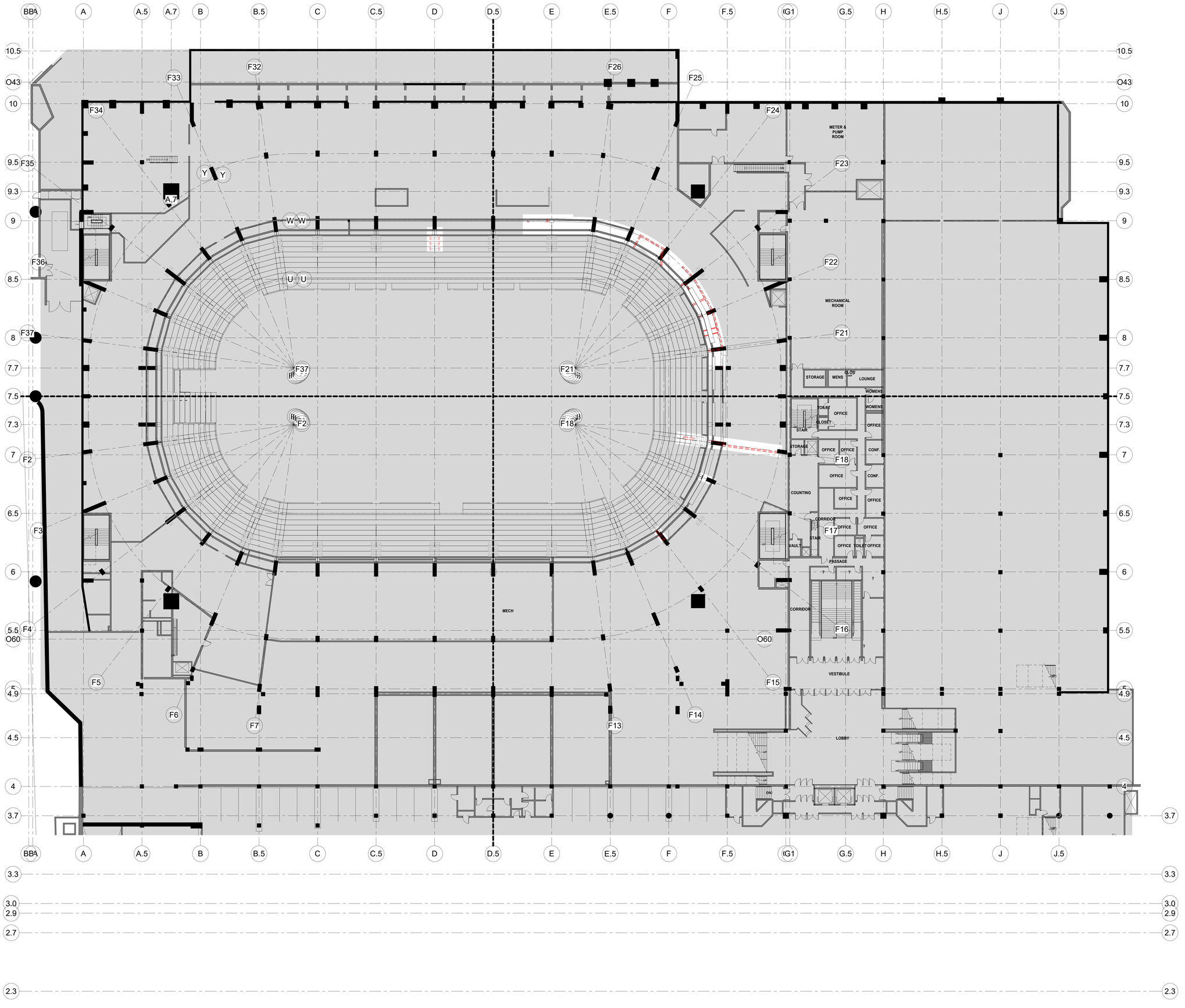

B C A D

XL CENTER

CAPITAL REGION DEVELOPMENT AUTHORITY

SCI ARCHITECTS
469 SEVENTH AVE, SUITE 900
NEW YORK, NY 10018
(646) 658-7410

me engineers
29 W 38th STREET, 5th FLOOR
NEW YORK, NY 10018
(212) 447-6770

NO	DESCRIPTION	DATE
1	PHASE 1 - ISSUED FOR 95% SD, 50% DD	12/18/2020

REVISIONS/ ISSUES

CONTRACTOR SHALL CHECK AND VERIFY ALL DIMENSIONS AND REPORT ANY OMISSIONS OR DISCREPANCIES TO THE ARCHITECT BEFORE PROCEEDING WITH THE WORK. DO NOT SCALE THE DRAWINGS

SEAL

DRAWN: Author
DATE: 2016-09-02
CHECKED: Checker
DATE PLOTTED: 2020-12-18 3:01:52 PM

1 CIVIC CENTER PLAZA
HARTFORD, CT

DWG. TITLE
LEVEL 48 - DEMOLITION PHASE 1

SCALE: 1/16" = 1'-0"
PROJ. NO.: 1605
DWG. NO.: A-102.PH1

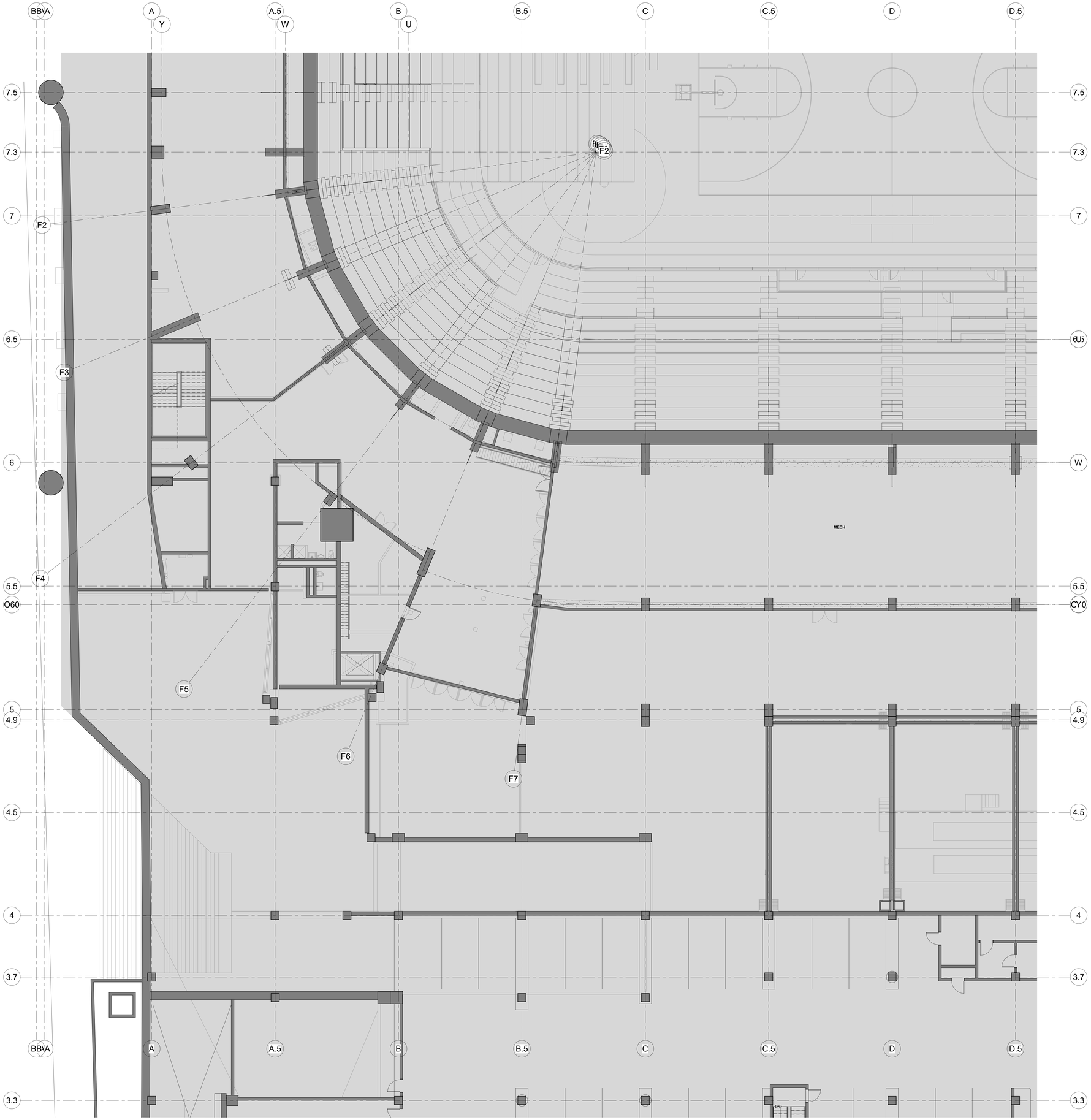

B C A D

XL CENTER

CAPITAL REGION DEVELOPMENT AUTHORITY

S C I ARCHITECTS
469 SEVENTH AVE, SUITE 900
NEW YORK, NY 10018
(646) 658-7410

me engineers
29 W 38th STREET, 5th FLOOR
NEW YORK, NY 10018
(212) 447-6770

NO.	DESCRIPTION	DATE
1	PHASE 1 - ISSUED FOR 95% SD, 50% DD	12/18/2020

REVISIONS/ ISSUES

CONTRACTOR SHALL CHECK AND VERIFY ALL DIMENSIONS AND REPORT ANY OMISSIONS OR DISCREPANCIES TO THE ARCHITECT BEFORE PROCEEDING WITH THE WORK
DO NOT SCALE THE DRAWINGS

SEAL

DRAWN: Author
DATE: 08/20/20
CHECKED: Checker
DATE PLOTTED: 2020-12-18 3:02:01 PM

1 CIVIC CENTER PLAZA
HARTFORD, CT

DWG. TITLE
LEVEL 48 - DEMOLITION
QUADRANT A - PHASE 1

SCALE: 1/8" = 1'-0"
DWG. NO.: A-102A.PH1
PROJ. NO.: 1605

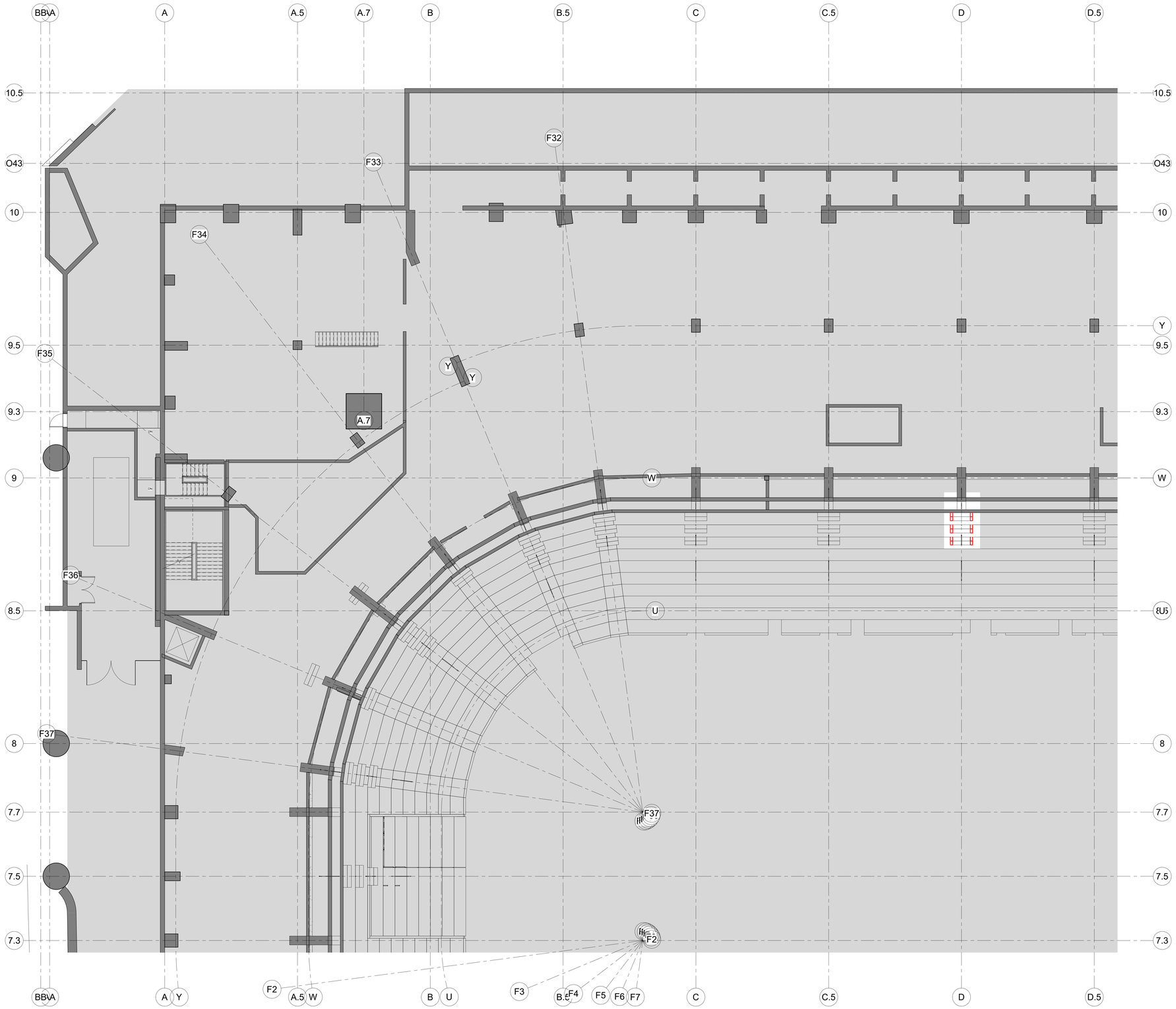

B C A D

XL CENTER

CAPITAL REGION DEVELOPMENT AUTHORITY

SCI ARCHITECTS
469 SEVENTH AVE, SUITE 900
NEW YORK, NY 10018
(646) 658-7410

me engineers
29 W 38th STREET, 5th FLOOR
NEW YORK, NY 10018
(212) 447-6770

NO.	DESCRIPTION	DATE
1	PHASE 1 - ISSUED FOR 90% SD, 50% DD	12/18/2020

REVISIONS/ ISSUES

CONTRACTOR SHALL CHECK AND VERIFY ALL DIMENSIONS AND REPORT ANY OMISSIONS OR DISCREPANCIES TO THE ARCHITECT BEFORE PROCEEDING WITH THE WORK
DO NOT SCALE THE DRAWINGS

SEAL

DRAWN: Author
DATE: 08/20/20
CHECKED: Checker
DATE PLOTTED: 2020-12-18 3:02:08 PM

1 CIVIC CENTER PLAZA
HARTFORD, CT

DWG. TITLE
LEVEL 48 - DEMOLITION
QUADRANT B - PHASE 1

SCALE: 1/8" = 1'-0"
PROJ. NO.: 1605
DWG. NO.: A-102B.PH1



B C A D

XL CENTER

CAPITAL REGION DEVELOPMENT AUTHORITY

SCI ARCHITECTS
469 SEVENTH AVE, SUITE 900
NEW YORK, NY 10018
(646) 658-7410

me engineers
29 W 38th STREET, 5th FLOOR
NEW YORK, NY 10018
(212) 447-6770

NO.	DESCRIPTION	DATE
1	PHASE 1 - ISSUED FOR 90% SD, 50% DD	12/18/2020

REVISIONS/ ISSUES

CONTRACTOR SHALL CHECK AND VERIFY ALL DIMENSIONS AND REPORT ANY OMISSIONS OR DISCREPANCIES TO THE ARCHITECT BEFORE PROCEEDING WITH THE WORK
DO NOT SCALE THE DRAWINGS

SEAL

DRAWN: Author
DATE: 08/20/20
CHECKED: Checker
DATE PLOTTED: 2020-12-18 3:02:14 PM

1 CIVIC CENTER PLAZA
HARTFORD, CT

DWG. TITLE
LEVEL 48 - DEMOLITION
QUADRANT C - PHASE 1

SCALE: 1/8" = 1'-0"
DWG. NO.: A-102C.PH1
PROJ. NO.: 1605

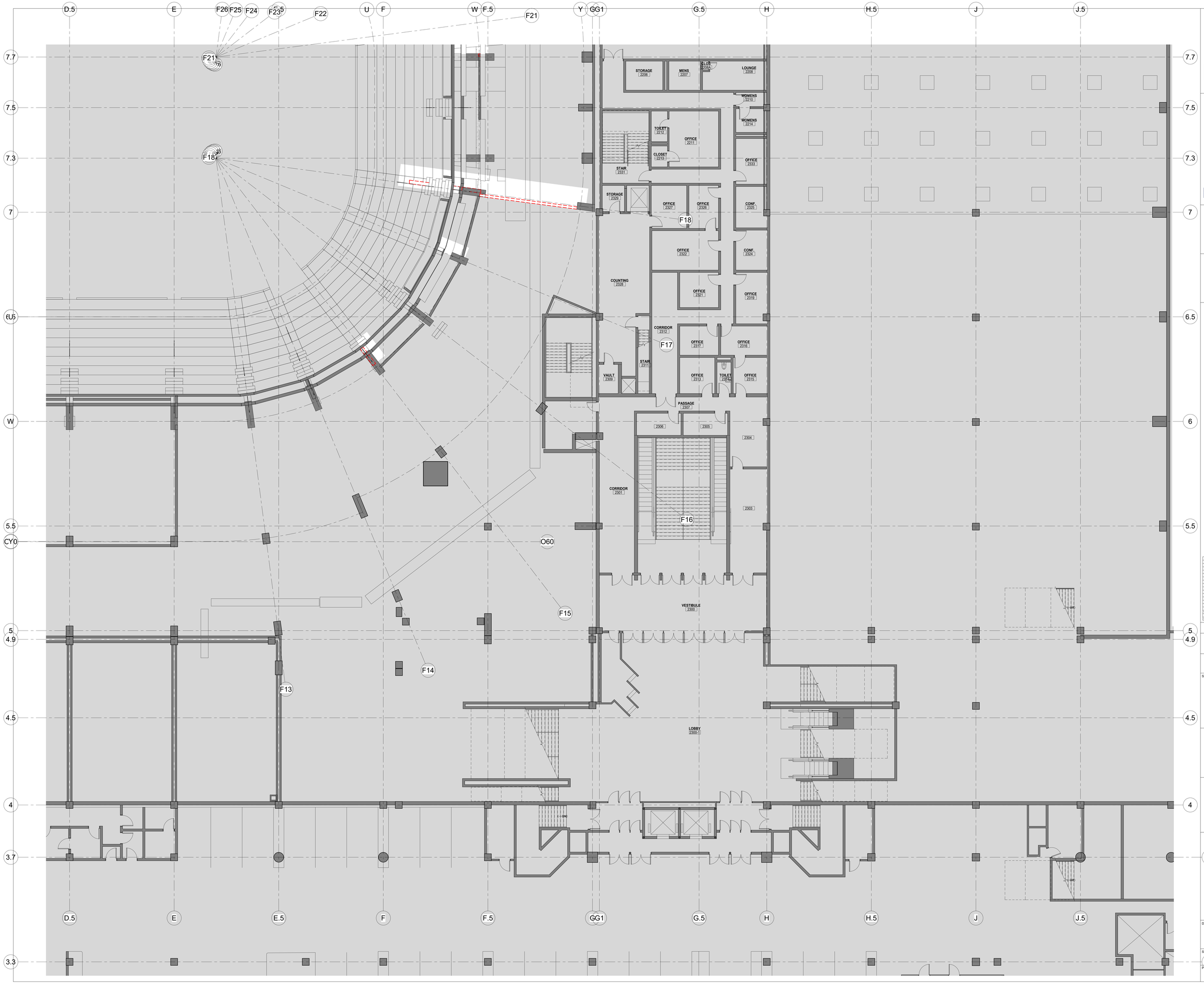

B C A D

XL CENTER

CAPITAL REGION DEVELOPMENT AUTHORITY

S C I ARCHITECTS
469 SEVENTH AVE, SUITE 900
NEW YORK, NY 10018
(646) 658-7410

me engineers
29 W 38th STREET, 5th FLOOR
NEW YORK, NY 10018
(212) 447-6770

NO.	DESCRIPTION	DATE
1	PHASE 1 - ISSUED FOR 95% SD, 50% DD	12/18/2020

REVISIONS/ ISSUES

CONTRACTOR SHALL CHECK AND VERIFY ALL DIMENSIONS AND REPORT ANY OMISSIONS OR DISCREPANCIES TO THE ARCHITECT BEFORE PROCEEDING WITH THE WORK. DO NOT SCALE THE DRAWINGS

SEAL

DRAWN: Author
DATE: 08/20/20
CHECKED: Checker
DATE PLOTTED: 2020-12-18 3:02:21 PM

1 CIVIC CENTER PLAZA
HARTFORD, CT

DWG. TITLE
LEVEL 48 - DEMOLITION
QUADRANT D - PHASE 1

SCALE: 1/8" = 1'-0"
PROJ. NO.: 1605
DWG. NO.: A-102D.PH1

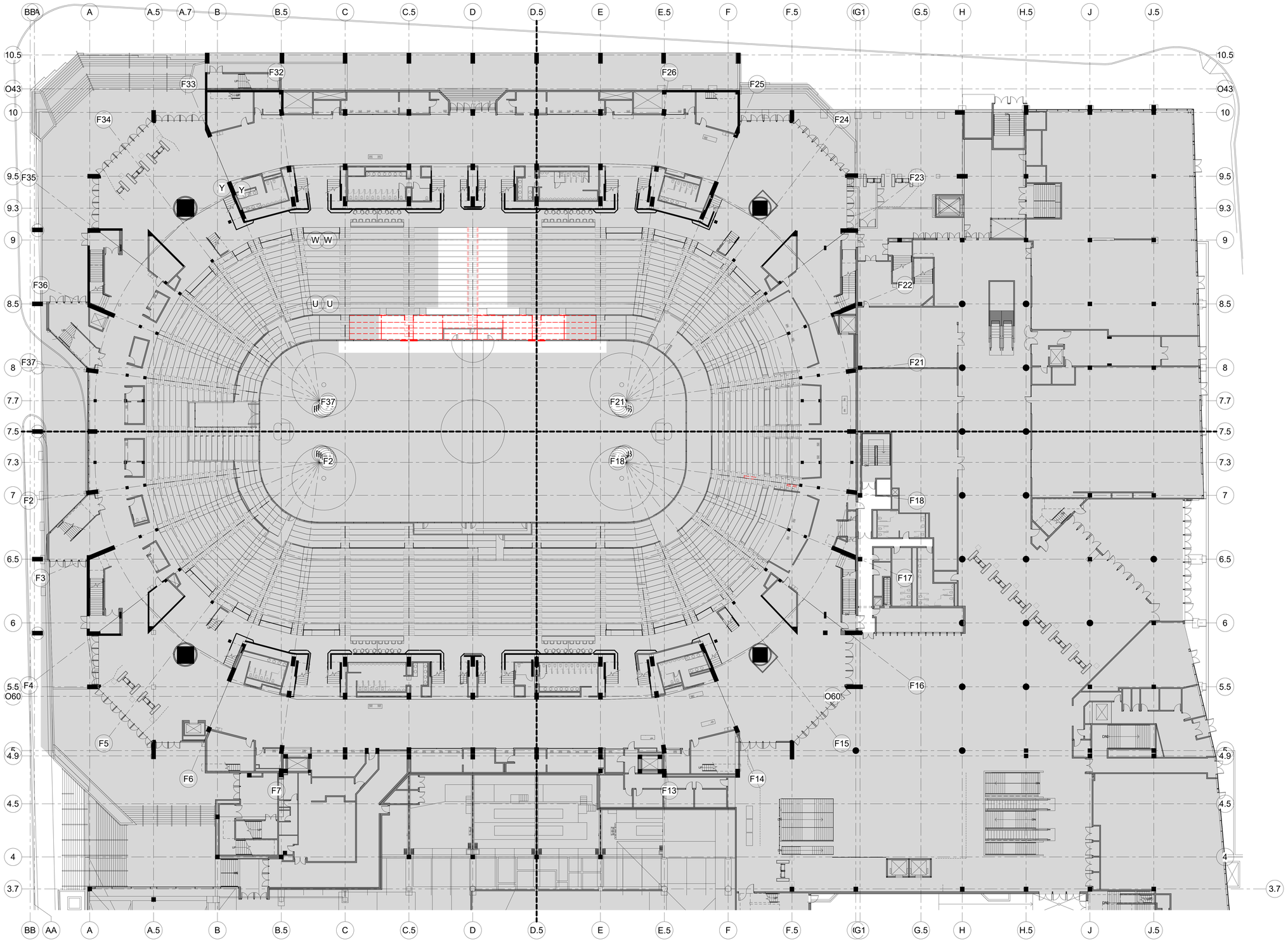

B C A D

XL CENTER

CAPITAL REGION DEVELOPMENT AUTHORITY

SCI ARCHITECTS
469 SEVENTH AVE, SUITE 900
NEW YORK, NY 10018
(646) 658-7410

me engineers
29 W 38th STREET, 5th FLOOR
NEW YORK, NY 10018
(212) 447-6770

NO.	DESCRIPTION	DATE
1	PHASE 1 - ISSUED FOR 95% SD, 50% DD	12/18/2020

REVISIONS/ ISSUES

CONTRACTOR SHALL CHECK AND VERIFY ALL DIMENSIONS AND REPORT ANY OMISSIONS OR DISCREPANCIES TO THE ARCHITECT BEFORE PROCEEDING WITH THE WORK. DO NOT SCALE THE DRAWINGS

SEAL

DRAWN: Author
DATE: 2016-09-02
CHECKED: Checker
DATE PLOTTED: 2020-12-18 3:02:39 PM

1 CIVIC CENTER PLAZA
HARTFORD, CT

DWG. TITLE
LEVEL 61 - DEMOLITION PHASE 1

SCALE: 1/16" = 1'-0"
PROJ. NO.: 1605
DWG. NO.: A-103.PH1

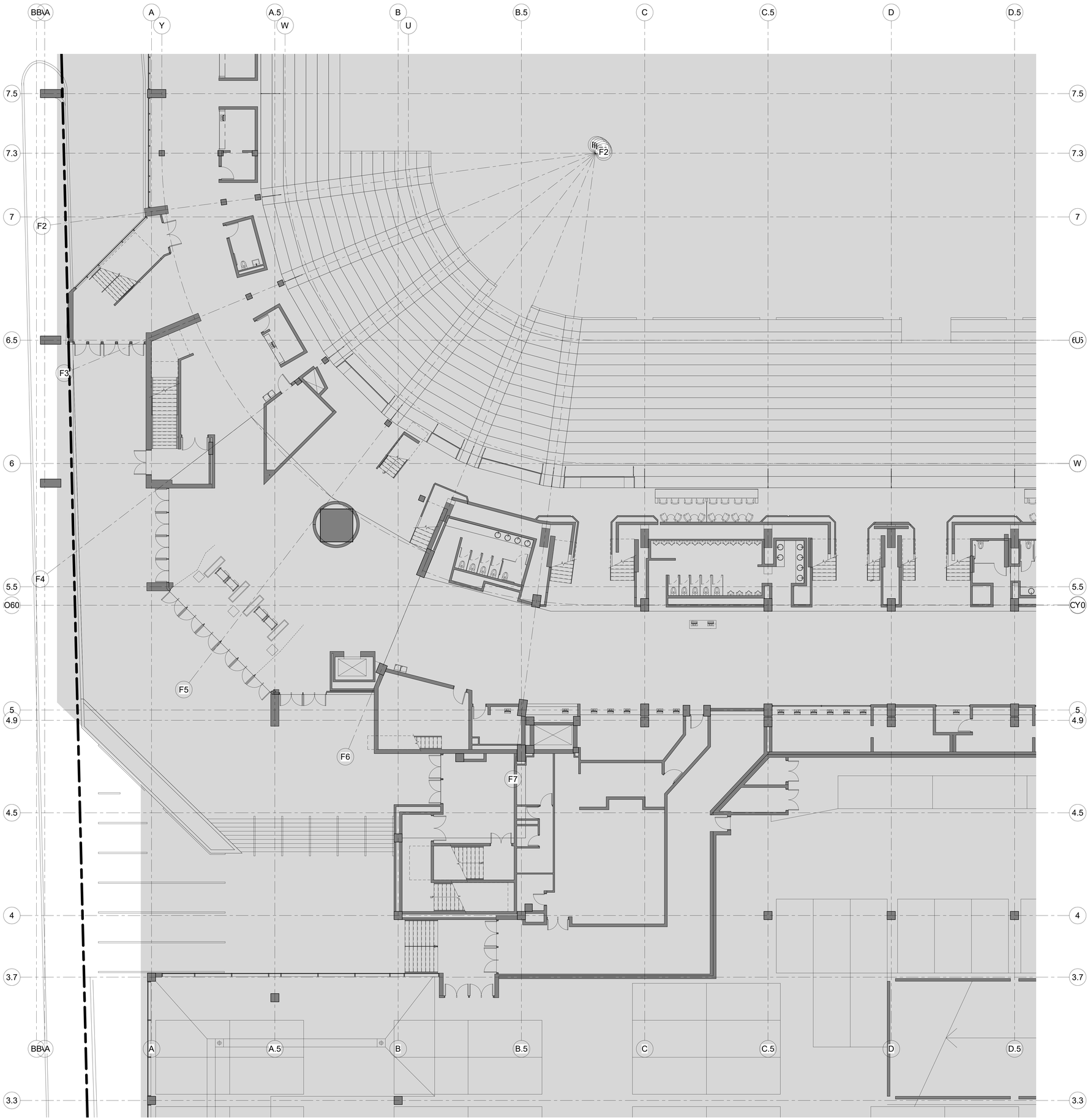

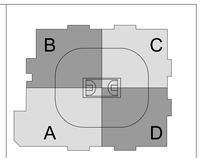

XL CENTER

CAPITAL REGION DEVELOPMENT AUTHORITY

SCI ARCHITECTS
469 SEVENTH AVE, SUITE 900
NEW YORK, NY 10018
(646) 658-7410

me engineers
29 W 38th STREET, 5th FLOOR
NEW YORK, NY 10018
(212) 447-6770

NO.	DESCRIPTION	DATE
1	PHASE 1 - ISSUED FOR 95% SD, 50% DD	12/18/2020

REVISIONS/ ISSUES

CONTRACTOR SHALL CHECK AND VERIFY ALL DIMENSIONS AND REPORT ANY OMISSIONS OR DISCREPANCIES TO THE ARCHITECT BEFORE PROCEEDING WITH THE WORK.
DO NOT SCALE THE DRAWINGS

SEAL

DRAWN	Author
DATE	10/19/20
CHECKED	Checker
DATE PLOTTED	2020-12-18 3:02:46 PM

1 CIVIC CENTER PLAZA
HARTFORD, CT

DWG. TITLE
LEVEL 61 - DEMOLITION
QUADRANT A - PHASE 1

SCALE	DWG. NO.
1/8" = 1'-0"	A-103A.PH1
PROJ. NO. 1605	

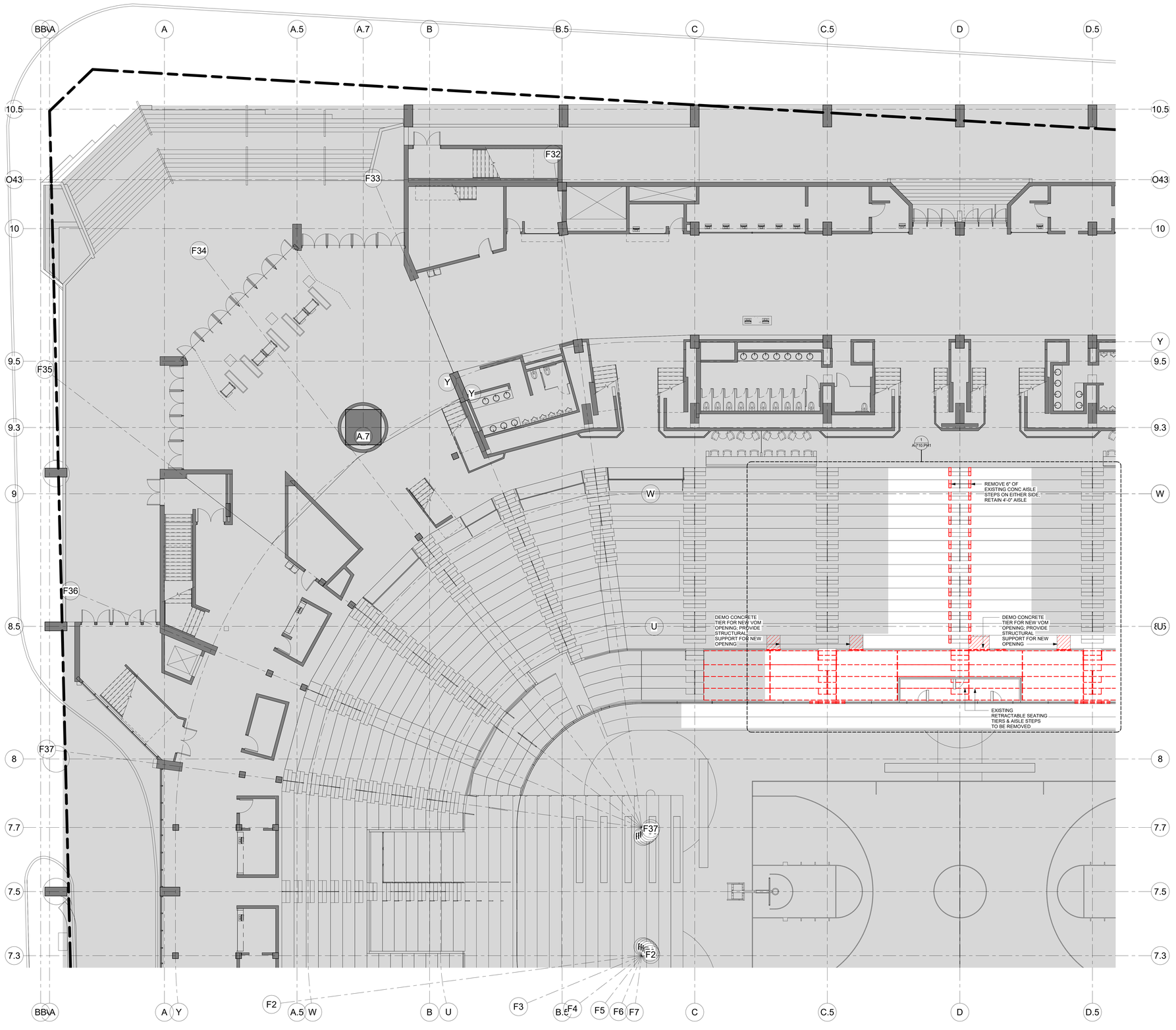

B C A D

XL CENTER

CAPITAL REGION DEVELOPMENT AUTHORITY

SCI ARCHITECTS
469 SEVENTH AVE, SUITE 900
NEW YORK, NY 10018
(646) 658-7410

me engineers
29 W 38th STREET, 5th FLOOR
NEW YORK, NY 10018
(212) 447-6770

NO	DESCRIPTION	DATE
1	PHASE 1 - ISSUED FOR 95% SD, 50% DD	12/18/2020

REVISIONS/ ISSUES

CONTRACTOR SHALL CHECK AND VERIFY ALL DIMENSIONS AND REPORT ANY OMISSIONS OR DISCREPANCIES TO THE ARCHITECT BEFORE PROCEEDING WITH THE WORK. DO NOT SCALE THE DRAWINGS

SEAL

DRAWN: Author
DATE: 10/19/20
CHECKED: Checker
DATE PLOTTED: 2020-12-18 3:02:57 PM

1 CIVIC CENTER PLAZA
HARTFORD, CT

DWG. TITLE
LEVEL 61 - DEMOLITION
QUADRANT B - PHASE 1

SCALE: 1/8" = 1'-0"
PROJ. NO.: 1605
DWG. NO.: A-103B.PH1

B C A D

XL CENTER

CAPITAL REGION DEVELOPMENT AUTHORITY

SCI ARCHITECTS
469 SEVENTH AVE, SUITE 900
NEW YORK, NY 10018
(646) 658-7410

me engineers
29 W 38th STREET, 5th FLOOR
NEW YORK, NY 10018
(212) 447-6770

NO.	DESCRIPTION	DATE
5	PHASE 1 - ISSUED FOR 90% SD, 50% DD	12/18/2020

REVISIONS/ ISSUES

CONTRACTOR SHALL CHECK AND VERIFY ALL DIMENSIONS AND REPORT ANY OMISSIONS OR DISCREPANCIES TO THE ARCHITECT BEFORE PROCEEDING WITH THE WORK
DO NOT SCALE THE DRAWINGS

SEAL

DRAWN: Author
DATE: 10/19/20
CHECKED: Checker
DATE PLOTTED: 2020-12-18 3:03:06 PM

1 CIVIC CENTER PLAZA
HARTFORD, CT

DWG. TITLE
LEVEL 61 - DEMOLITION
QUADRANT C - PHASE 1

SCALE: 1/8" = 1'-0"
DWG. NO.: A-103C.PH1
PROJ. NO.: 1605

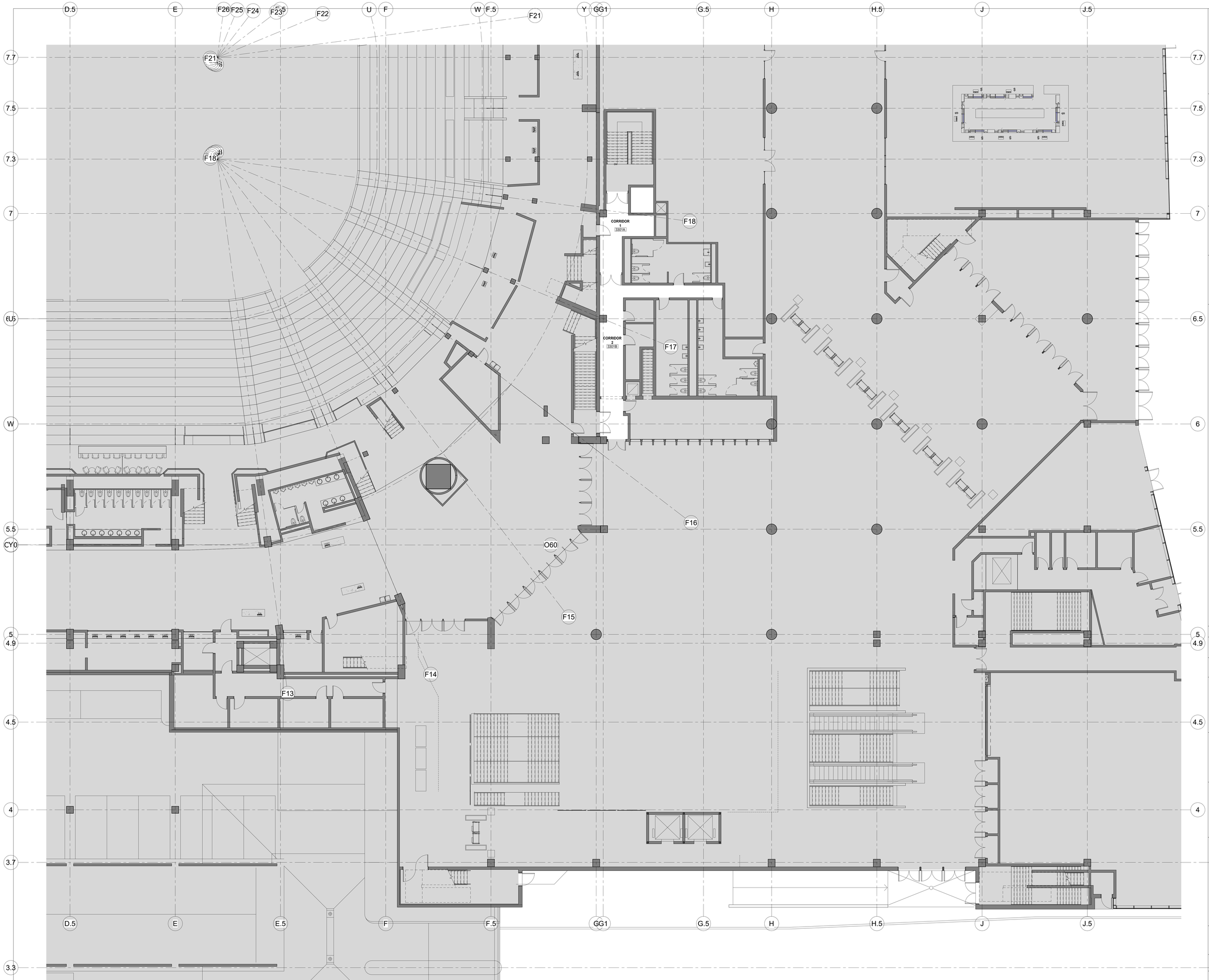

B C A D

XL CENTER

CAPITAL REGION DEVELOPMENT AUTHORITY

SCI ARCHITECTS
469 SEVENTH AVE, SUITE 900
NEW YORK, NY 10018
(646) 658-7410

me engineers
29 W 38th STREET, 5th FLOOR
NEW YORK, NY 10018
(212) 447-6770

NO.	DESCRIPTION	DATE
1	PHASE 1 - ISSUED FOR 95% SD, 50% DD	12/18/2020

REVISIONS/ ISSUES

CONTRACTOR SHALL CHECK AND VERIFY ALL DIMENSIONS AND REPORT ANY OMISSIONS OR DISCREPANCIES TO THE ARCHITECT BEFORE PROCEEDING WITH THE WORK
DO NOT SCALE THE DRAWINGS

SEAL

DRAWN: Author
DATE: 10/19/20
CHECKED: Checker
DATE PLOTTED: 2020-12-18 3:03:15 PM

1 CIVIC CENTER PLAZA
HARTFORD, CT

DWG. TITLE
LEVEL 61 - DEMOLITION
QUADRANT D - PHASE 1

SCALE: 1/8" = 1'-0"
PROJ. NO.: 1605
DWG. NO.: A-103D.PH1

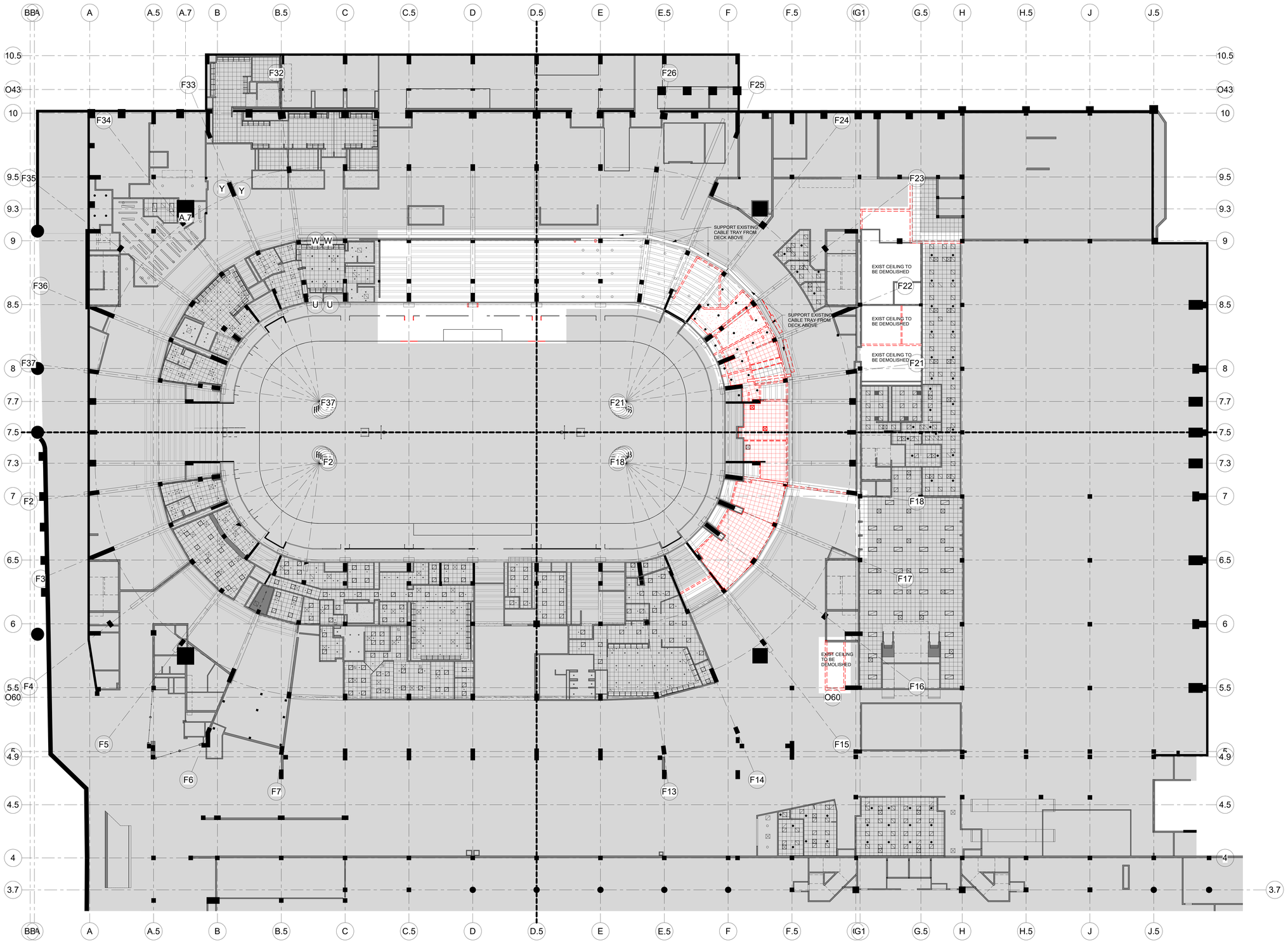

B C A D

XL CENTER

CAPITAL REGION DEVELOPMENT AUTHORITY

SCI ARCHITECTS
469 SEVENTH AVE, SUITE 900
NEW YORK, NY 10018
(646) 658-7410

me engineers
29 W 38th STREET, 5th FLOOR
NEW YORK, NY 10018
(212) 447-6770

NO.	DESCRIPTION	DATE
1	PHASE 1 - ISSUED FOR 95% SD, 50% DD	12/18/2020

REVISIONS/ ISSUES

CONTRACTOR SHALL CHECK AND VERIFY ALL DIMENSIONS AND REPORT ANY OMISSIONS OR DISCREPANCIES TO THE ARCHITECT BEFORE PROCEEDING WITH THE WORK
DO NOT SCALE THE DRAWINGS

SEAL

DRAWN: Author
DATE: 10/22/20
CHECKED: Checker
DATE PLOTTED: 2020-12-18 3:03:27 PM

1 CIVIC CENTER PLAZA
HARTFORD, CT

DWG. TITLE
LEVEL 31 - RCP DEMOLITION - PHASE 1

SCALE: 1/16" = 1'-0"
PROJ. NO.: 1605
DWG. NO.: A-111.PH1

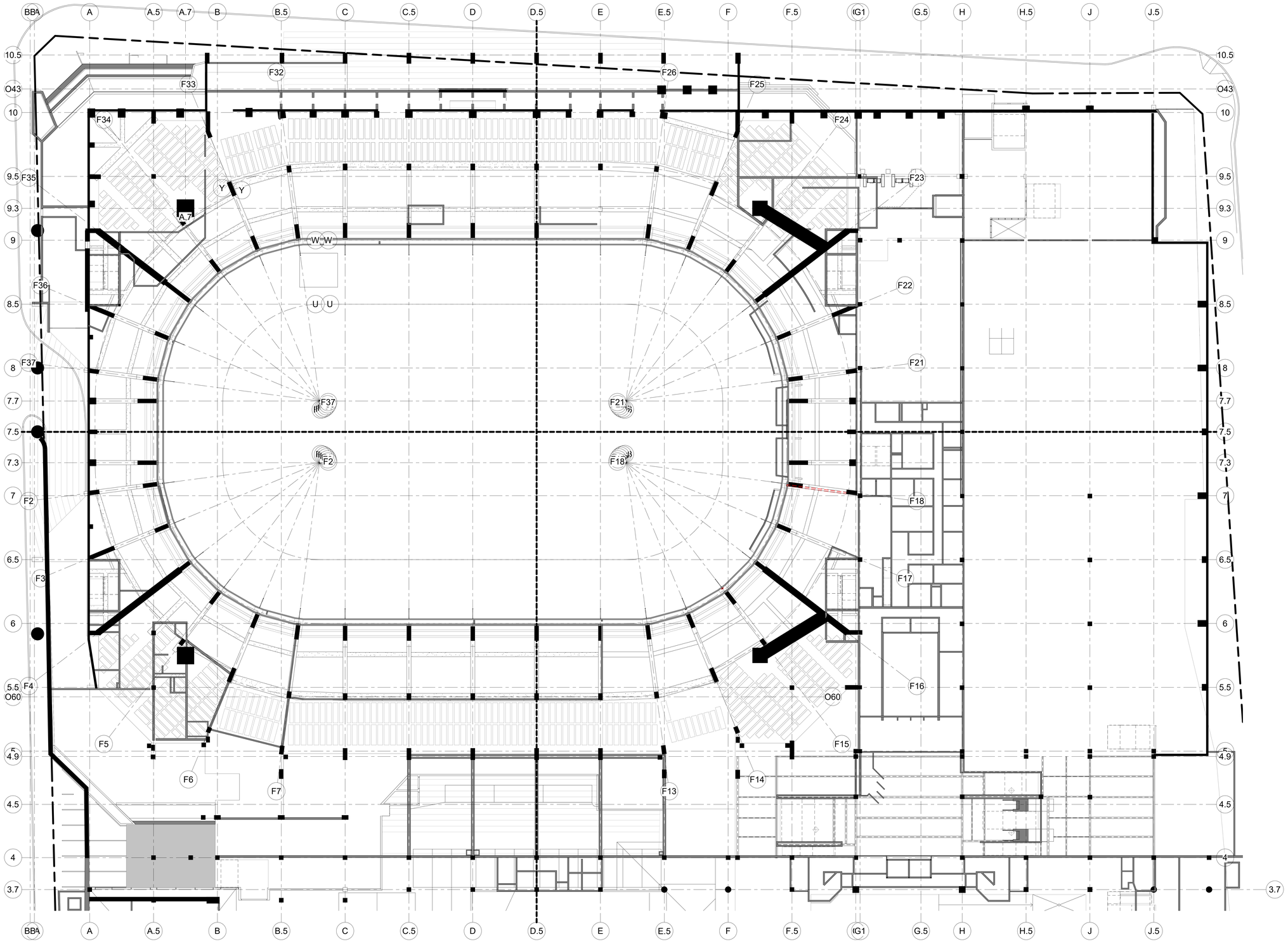

B C A D

XL CENTER

CAPITAL REGION DEVELOPMENT AUTHORITY

S C I ARCHITECTS
469 SEVENTH AVE, SUITE 900
NEW YORK, NY 10018
(646) 658-7410

me engineers
29 W 38th STREET, 5th FLOOR
NEW YORK, NY 10018
(212) 447-6770

NO	DESCRIPTION	DATE
1	PHASE 1 - ISSUED FOR 95% SD, 50% DD	12/18/2020

REVISIONS/ ISSUES

CONTRACTOR SHALL CHECK AND VERIFY ALL DIMENSIONS AND REPORT ANY OMISSIONS OR DISCREPANCIES TO THE ARCHITECT BEFORE COMMENCING ANY WORK.
DO NOT SCALE THE DRAWINGS

SEAL

DRAWN: Author
DATE: 10/22/20
CHECKED: Checker
DATE PLOTTED: 2020-12-18 3:03:34 PM

1 CIVIC CENTER PLAZA
HARTFORD, CT

DWG. TITLE
LEVEL 48 - RCP DEMOLITION - PHASE 1

SCALE: 1/16" = 1'-0"
PROJ. NO.: 1605
DWG. NO.: A-112.PH1

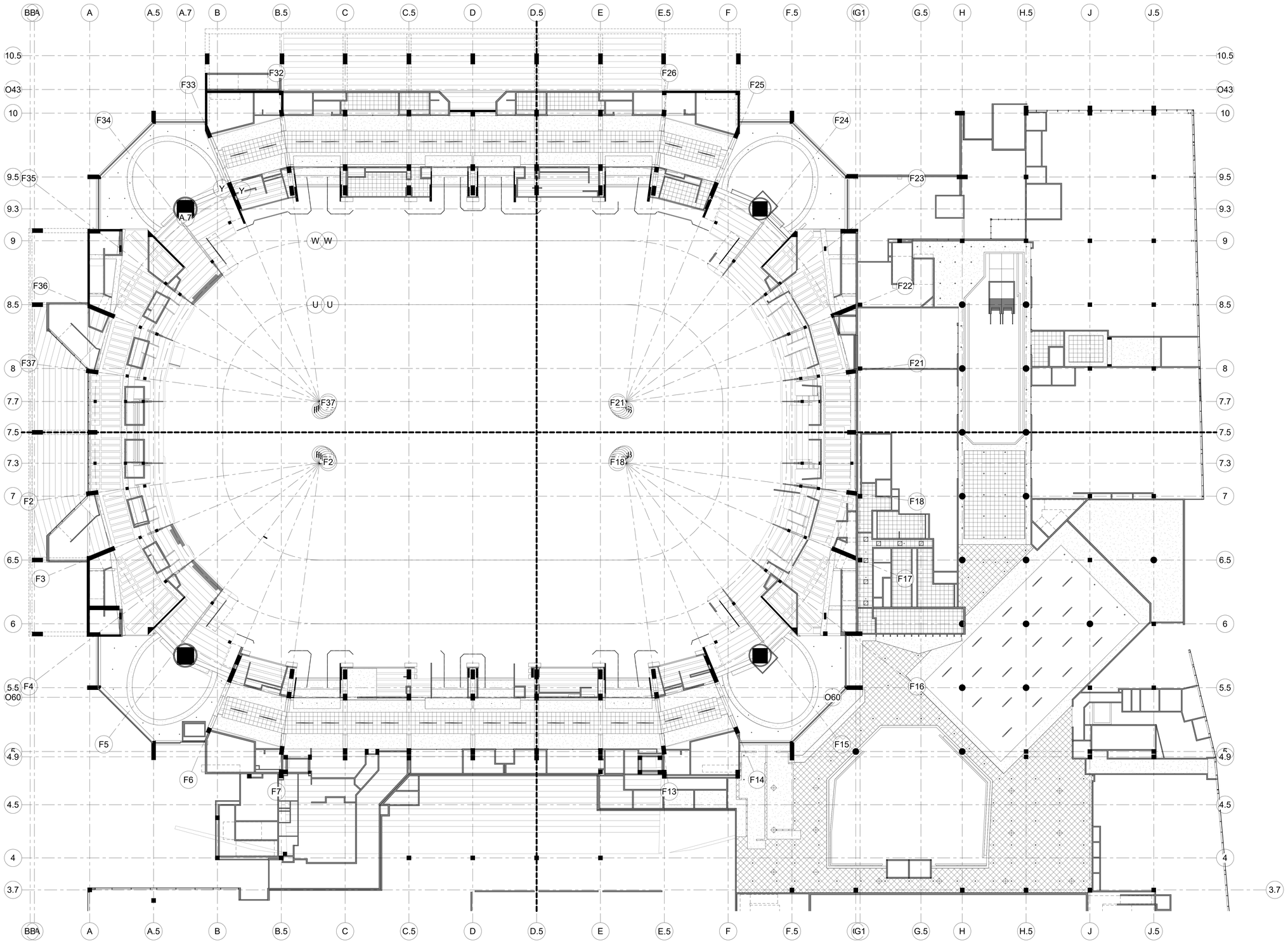

B C A D

XL CENTER

CAPITAL REGION DEVELOPMENT AUTHORITY

S C I ARCHITECTS
469 SEVENTH AVE, SUITE 900
NEW YORK, NY 10018
(646) 658-7410

me engineers
29 W 38th STREET, 5th FLOOR
NEW YORK, NY 10018
(212) 447-6770

NO	DESCRIPTION	DATE
1	PHASE 1 - ISSUED FOR 95% SD, 50% DD	12/18/2020

REVISIONS/ ISSUES

CONTRACTOR SHALL CHECK AND VERIFY ALL DIMENSIONS AND REPORT ANY OMISSIONS OR DISCREPANCIES TO THE ARCHITECT BEFORE PROCEEDING WITH THE WORK
DO NOT SCALE THE DRAWINGS

SEAL

DRAWN: Author
DATE: 10/22/20
CHECKED: Checker
DATE PLOTTED: 2020-12-18 3:03:41 PM

1 CIVIC CENTER PLAZA
HARTFORD, CT

DWG. TITLE
LEVEL 61 - RCP DEMOLITION - PHASE 1

SCALE: 1/16" = 1'-0"
PROJ. NO.: 1605
DWG. NO.: A-113.PH1

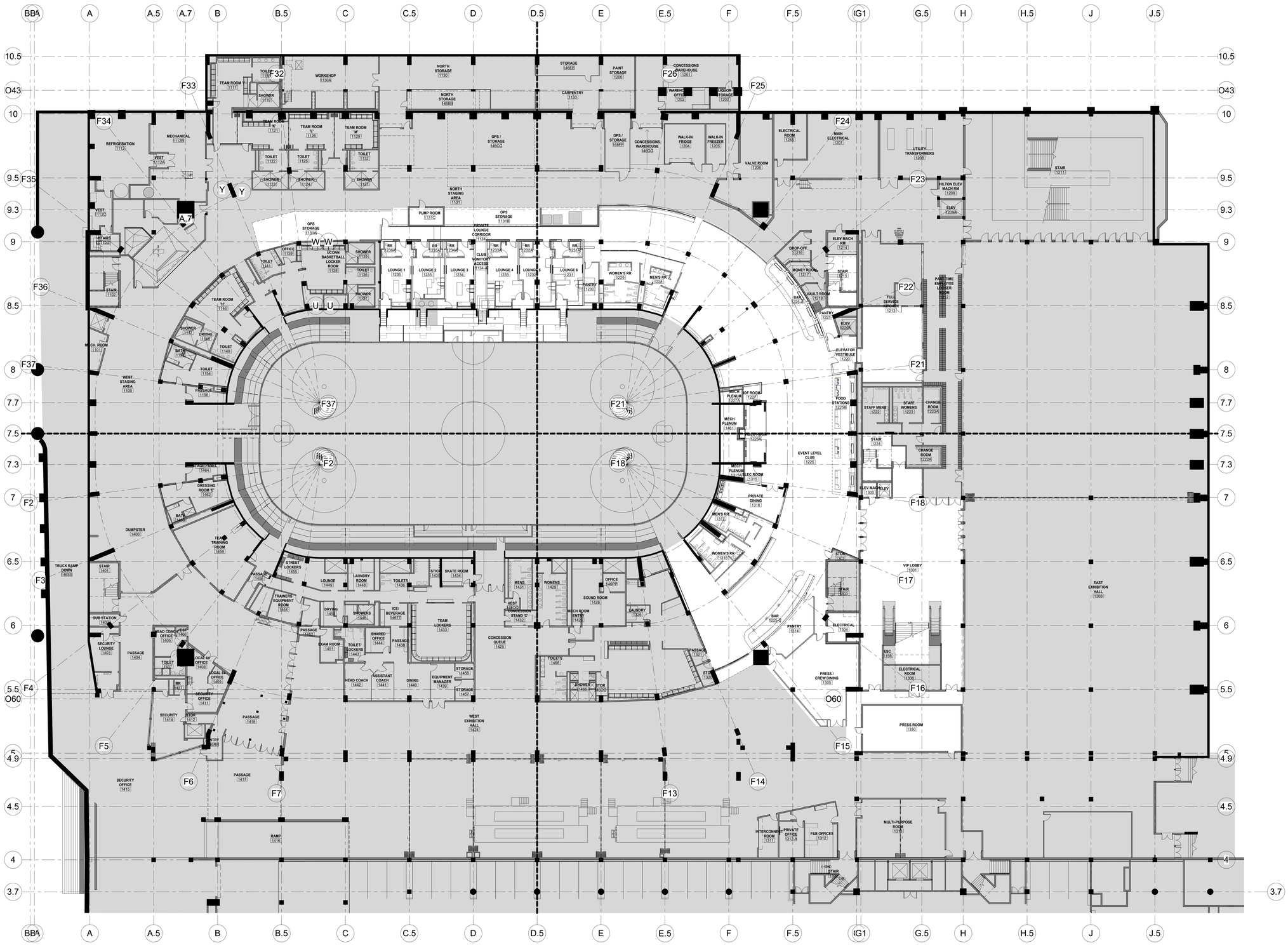

XL CENTER
CAPITAL REGION DEVELOPMENT AUTHORITY

SCI ARCHITECTS
469 SEVENTH AVE, SUITE 900
NEW YORK, NY 10018
(646) 658-7410

me engineers
29 W 38th STREET, 5th FLOOR
NEW YORK, NY 10018
(212) 447-6770

NO.	DESCRIPTION	DATE
1	PHASE 1 - ISSUED FOR 95% SD, 50% DD	12/18/2020

REVISIONS/ ISSUES

CONTRACTOR SHALL CHECK AND VERIFY ALL DIMENSIONS AND REPORT ANY OMISSIONS OR DISCREPANCIES TO THE ARCHITECT BEFORE PROCEEDING WITH THE WORK.
DO NOT SCALE THE DRAWINGS

SEAL

DRAWN: Author
DATE: 10/05/20
CHECKED: Checker
DATE PLOTTED: 2020-12-18 3:04:00 PM

1 CIVIC CENTER PLAZA
HARTFORD, CT

DWG. TITLE
LEVEL 31 - NEW CONSTRUCTION - PHASE 1

SCALE: 1/16" = 1'-0"
PROJ. NO.: 1605
DWG. NO.: A-201.PH1

B C A D

XL CENTER

CAPITAL REGION DEVELOPMENT AUTHORITY

SCI ARCHITECTS
469 SEVENTH AVE, SUITE 900
NEW YORK, NY 10018
(646) 658-7410

me engineers
29 W 38th STREET, 5th FLOOR
NEW YORK, NY 10018
(212) 447-5770

GENERAL NOTES

1. SUPPLIER/ INSTALLER OF MISCELLANEOUS METAL SUPPORTS FOR ALL MOVING PARTITIONS, ROLLING DOORS, FOLDING DOORS, SECURITY GRILLS AND OTHER FIXTURES ARE TO COORDINATE THEIR WORK WITH ALL OTHER DISCIPLINES AND EXISTING FIELD CONDITIONS. ALL MISCELLANEOUS METAL WORK IS TO BE ENGINEERED BY THE SUPPLIER / INSTALLER.

2. REMOVE SMF-ON EXISTING STRUCTURE AT MISCELLANEOUS METAL CONNECTIONS. PATCH, REPAIR AND MAKE GOOD AS REQUIRED (TYPICAL).

NO.	DESCRIPTION	DATE
1	PHASE 1 - ISSUED FOR 95% SD, 50% DD	12/18/2020

REVISIONS/ ISSUES

CONTRACTOR SHALL CHECK AND VERIFY ALL DIMENSIONS AND REPORT ANY OMISSIONS OR DISCREPANCIES TO THE ARCHITECT BEFORE PROCEEDING WITH THE WORK. DO NOT SCALE THE DRAWINGS

SEAL

DRAWN: Author
DATE: 2016-09-02
CHECKED: Checker
DATE PLOTTED: 2020-12-18 3:04:08 PM

1 CIVIC CENTER PLAZA
HARTFORD, CT

DWG. TITLE
LEVEL 31 - NEW CONSTRUCTION QUADRANT A - PHASE 1

SCALE: 1/8" = 1'-0"
DWG. NO.: A-201A.PH1
PROJ. NO.: 1605

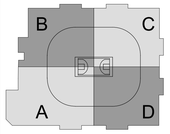

XL CENTER

GENERAL NOTES:

1. SUPPLIER INSTALLER OF MISCELLANEOUS METAL SUPPORTS FOR ALL MOVING PARTITIONS, ROLLING DOORS, FOLDING DOORS, SECURITY GRILLS AND OTHER FIXTURES ARE TO CAPITAL REGION DEVELOPMENT AUTHORITY ALL MISCELLANEOUS METAL WORKS TO BE ENGINEERED BY THE SUPPLIER / INSTALLER.

2. REMOVE SMF ON EXISTING STRUCTURE AT MISCELLANEOUS METAL CONNECTIONS. PATCH, REPAIR AND MAKE GOOD AS REQUIRED (TYPICAL).

SCI ARCHITECTS
469 SEVENTH AVE, SUITE 900
NEW YORK, NY 10018
(646) 658-7410

me engineers
29 W 38th STREET, 5th FLOOR
NEW YORK, NY 10018
(212) 447-6770

NO.	DESCRIPTION	DATE
1	PHASE 1 - ISSUED FOR 95% SD, 50% DD	12/18/2020

REVISIONS/ ISSUES

CONTRACTOR SHALL CHECK AND VERIFY ALL DIMENSIONS AND REPORT ANY OMISSIONS OR DISCREPANCIES TO THE ARCHITECT BEFORE PROCEEDING WITH THE WORK. DO NOT SCALE THE DRAWINGS

SEAL

DRAWN: Author
DATE: 2016-09-02
CHECKED: Checker
DATE PLOTTED: 2020-12-18 3:04:19 PM

1 CIVIC CENTER PLAZA
HARTFORD, CT

DWG. TITLE
LEVEL 31 - NEW CONSTRUCTION QUADRANT B - PHASE 1

SCALE: 1/8" = 1'-0"
DWG. NO.: A-201B.PH1
PROJ. NO.: 1605

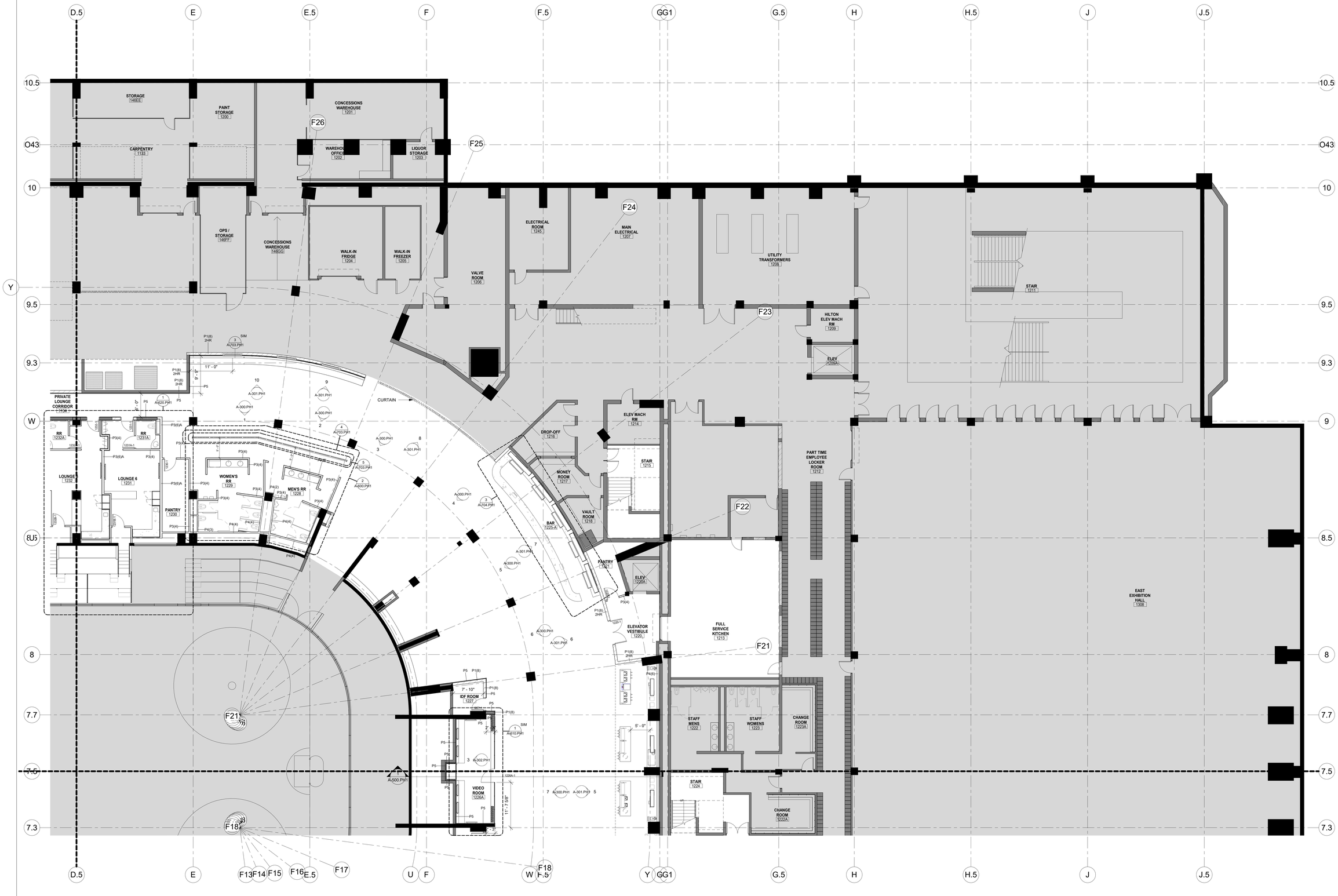

NO.	DESCRIPTION	DATE
1	PHASE 1 - ISSUED FOR 90% SD, 50% DD	12/18/2020

REVISIONS/ ISSUES

CONTRACTOR SHALL CHECK AND VERIFY ALL DIMENSIONS AND REPORT ANY OMISSIONS OR DISCREPANCIES TO THE ARCHITECT BEFORE PROCEEDING WITH THE WORK
DO NOT SCALE THE DRAWINGS

SEAL

DRAWN: Author
DATE: 2016-09-02
CHECKED: Checker
DATE PLOTTED: 2020-12-18 3:04:28 PM

1 CIVIC CENTER PLAZA
HARTFORD, CT

DWG. TITLE
LEVEL 31 - NEW CONSTRUCTION QUADRANT C - PHASE 1

SCALE: 1/8" = 1'-0"
DWG. NO.: A-201C.PH1
PROJ. NO.: 1605

XL CENTER
CAPITAL REGION DEVELOPMENT AUTHORITY

SCI ARCHITECTS
469 SEVENTH AVE, SUITE 900
NEW YORK, NY 10018
(646) 658-7410

me engineers
29 W 38th STREET, 5th FLOOR
NEW YORK, NY 10018
(212) 447-6770

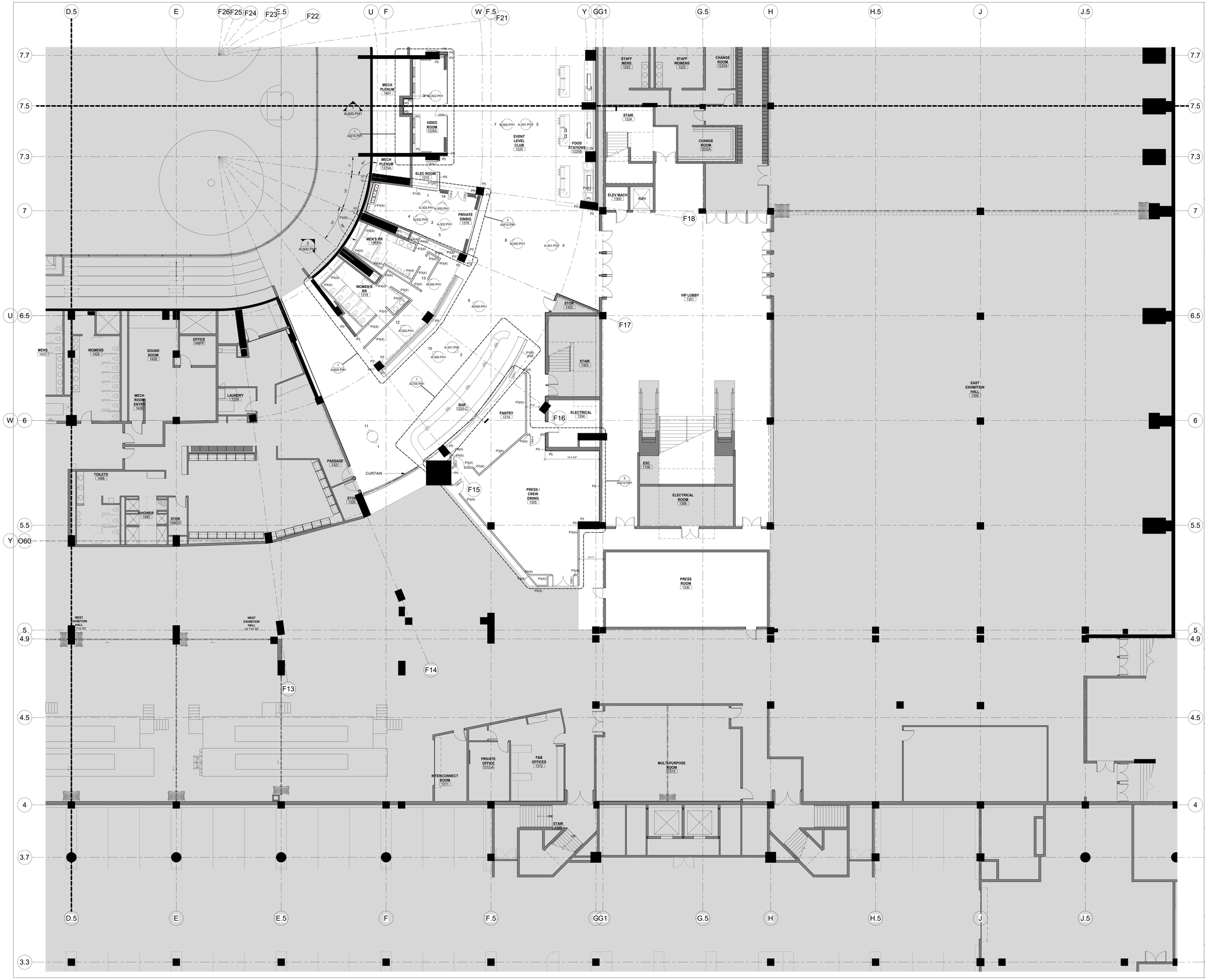

XL CENTER

CAPITAL REGION DEVELOPMENT AUTHORITY

SCI ARCHITECTS
469 SEVENTH AVE, SUITE 900
NEW YORK, NY 10018
(646) 658-7410

me engineers
29 W 38th STREET, 5th FLOOR
NEW YORK, NY 10018
(212) 447-6770

NO	DESCRIPTION	DATE
1	PHASE 1 - ISSUED FOR 95% SD, 50% DD	12/18/2020

REVISIONS/ ISSUES

CONTRACTOR SHALL CHECK AND VERIFY ALL DIMENSIONS AND REPORT ANY OMISSIONS OR DISCREPANCIES TO THE ARCHITECT BEFORE PROCEEDING WITH THE WORK. DO NOT SCALE THE DRAWINGS

SEAL

DRAWN: Author
DATE: 2016-09-02
CHECKED: Checker
DATE PLOTTED: 2020-12-18 3:04:39 PM

1 CIVIC CENTER PLAZA
HARTFORD, CT

DWG. TITLE
LEVEL 31 - NEW CONSTRUCTION QUADRANT D - PHASE 1

SCALE: 1/8" = 1'-0"
PROJ. NO.: 1605
DWG. NO.: A-201D.PH1

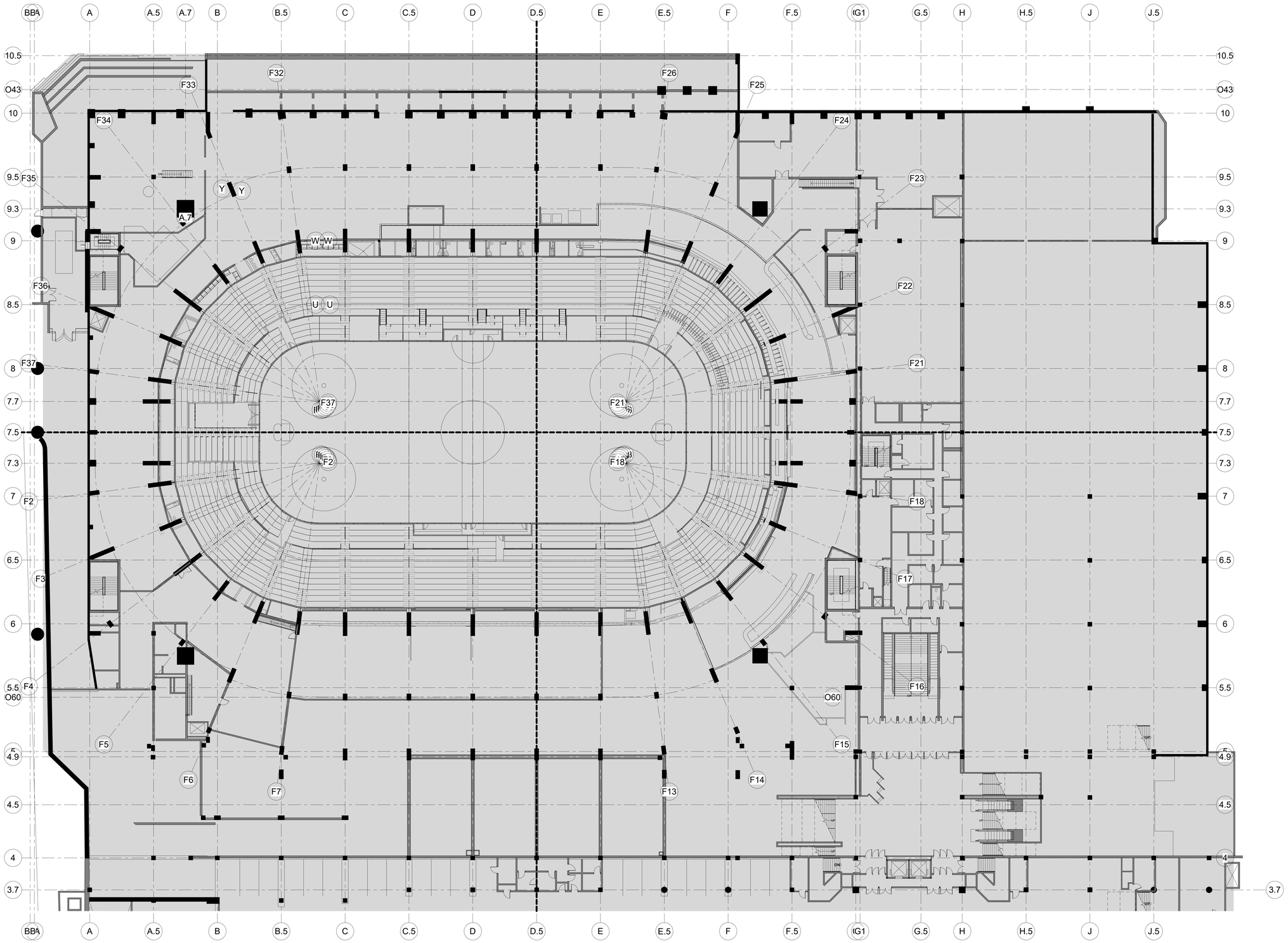

B C A D

XL CENTER

CAPITAL REGION DEVELOPMENT AUTHORITY

SCI ARCHITECTS
469 SEVENTH AVE, SUITE 900
NEW YORK, NY 10018
(646) 658-7410

me engineers
29 W 38th STREET, 5th FLOOR
NEW YORK, NY 10018
(212) 447-6770

NO	DESCRIPTION	DATE
1	PHASE 1 - ISSUED FOR 95% SD, 50% DD	12/18/2020

REVISIONS/ ISSUES

CONTRACTOR SHALL CHECK AND VERIFY ALL DIMENSIONS AND REPORT ANY OMISSIONS OR DISCREPANCIES TO THE ARCHITECT BEFORE COMMENCING WITH THE WORK.
DO NOT SCALE THE DRAWINGS

SEAL

DRAWN: Author
DATE: 10/05/20
CHECKED: Checker
DATE PLOTTED: 2020-12-18 3:04:59 PM

1 CIVIC CENTER PLAZA
HARTFORD, CT

DWG. TITLE
LEVEL 48 - NEW CONSTRUCTION - PHASE 1

SCALE: 1/16" = 1'-0"
PROJ. NO.: 1605
DWG. NO.: A-202.PH1

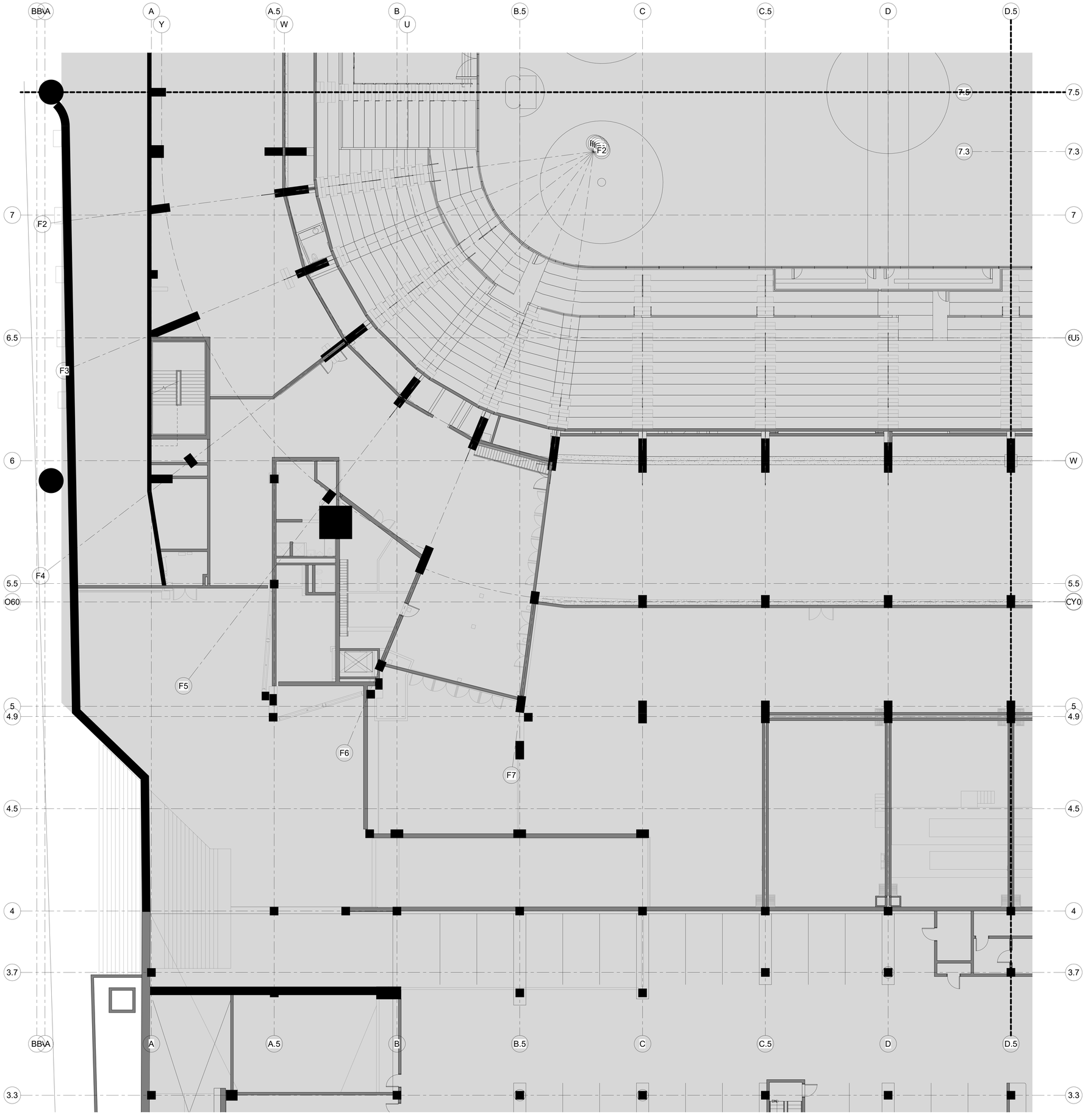

B C A D

XL CENTER

CAPITAL REGION DEVELOPMENT AUTHORITY

SCI ARCHITECTS
469 SEVENTH AVE, SUITE 900
NEW YORK, NY 10018
(646) 658-7410

me engineers
29 W 38th STREET, 5th FLOOR
NEW YORK, NY 10018
(212) 447-6770

NO.	DESCRIPTION	DATE
1	PHASE 1 - ISSUED FOR 95% SD, 50% DD	12/18/2020

REVISIONS/ ISSUES

CONTRACTOR SHALL CHECK AND VERIFY ALL DIMENSIONS AND REPORT ANY OMISSIONS OR DISCREPANCIES TO THE ARCHITECT BEFORE PROCEEDING WITH THE WORK
DO NOT SCALE THE DRAWINGS

SEAL

DRAWN: Author
DATE: 2016-09-02
CHECKED: Checker
DATE PLOTTED: 2020-12-18 3:05:11 PM

1 CIVIC CENTER PLAZA
HARTFORD, CT

DWG. TITLE
LEVEL 48 - NEW CONSTRUCTION QUADRANT A - PHASE 1

SCALE: 1/8" = 1'-0"
DWG. NO.: A-202A.PH1
PROJ. NO.: 1605

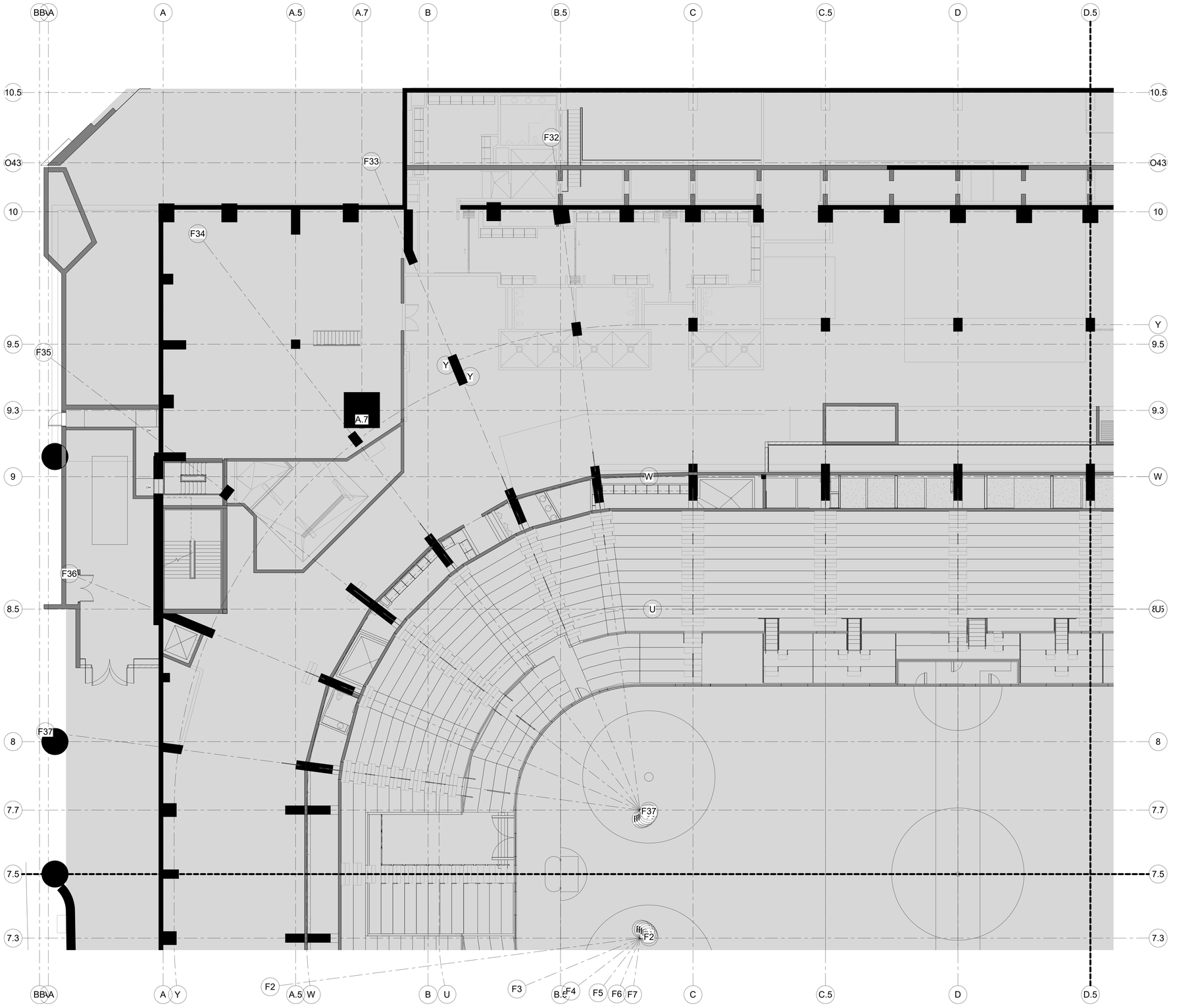

B C A D

XL CENTER

CAPITAL REGION DEVELOPMENT AUTHORITY

S C I ARCHITECTS
469 SEVENTH AVE, SUITE 900
NEW YORK, NY 10018
(646) 658-7410

me engineers
29 W 38th STREET, 5th FLOOR
NEW YORK, NY 10018
(212) 447-5770

NO	DESCRIPTION	DATE
1	PHASE 1 - ISSUED FOR 95% SD, 50% DD	12/18/2020

REVISIONS/ ISSUES

CONTRACTOR SHALL CHECK AND VERIFY ALL DIMENSIONS AND REPORT ANY OMISSIONS OR DISCREPANCIES TO THE ARCHITECT BEFORE PROCEEDING WITH THE WORK
DO NOT SCALE THE DRAWINGS

SEAL

DRAWN: Author
DATE: 2016-09-02
CHECKED: Checker
DATE PLOTTED: 2020-12-18 3:05:23 PM

1 CIVIC CENTER PLAZA
HARTFORD, CT

DWG. TITLE
LEVEL 48 - NEW CONSTRUCTION QUADRANT B - PHASE 1

SCALE: 1/8" = 1'-0"
DWG. NO.: A-202B.PH1
PROJ. NO.: 1605

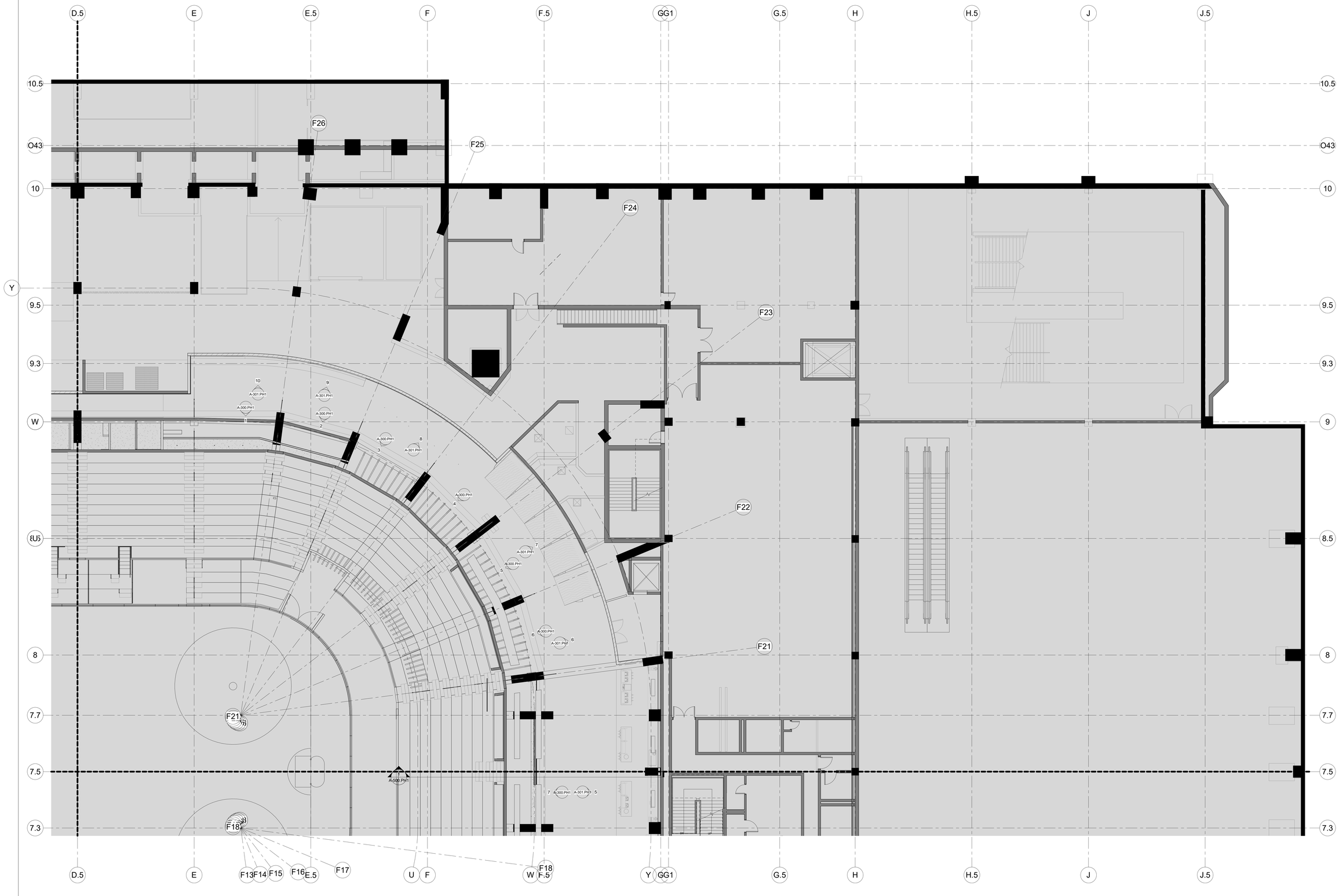

B C A D

XL CENTER

CAPITAL REGION DEVELOPMENT AUTHORITY

SCI ARCHITECTS
469 SEVENTH AVE, SUITE 900
NEW YORK, NY 10018
(646) 658-7410

me engineers
29 W 38th STREET, 5th FLOOR
NEW YORK, NY 10018
(212) 447-6770

NO.	DESCRIPTION	DATE
1	PHASE 1 - ISSUED FOR 90% SD, 50% DD	12/18/2020

REVISIONS/ ISSUES

CONTRACTOR SHALL CHECK AND VERIFY ALL DIMENSIONS AND REPORT ANY OMISSIONS OR DISCREPANCIES TO THE ARCHITECT BEFORE PROCEEDING WITH THE WORK
DO NOT SCALE THE DRAWINGS

SEAL

DRAWN: Author
DATE: 2016-09-02
CHECKED: Checker
DATE PLOTTED: 2020-12-18 3:05:34 PM

1 CIVIC CENTER PLAZA
HARTFORD, CT

DWG. TITLE
LEVEL 48 - NEW CONSTRUCTION QUADRANT C - PHASE 1

SCALE: 1/8" = 1'-0"
DWG. NO.: A-202C.PH1
PROJ. NO.: 1605

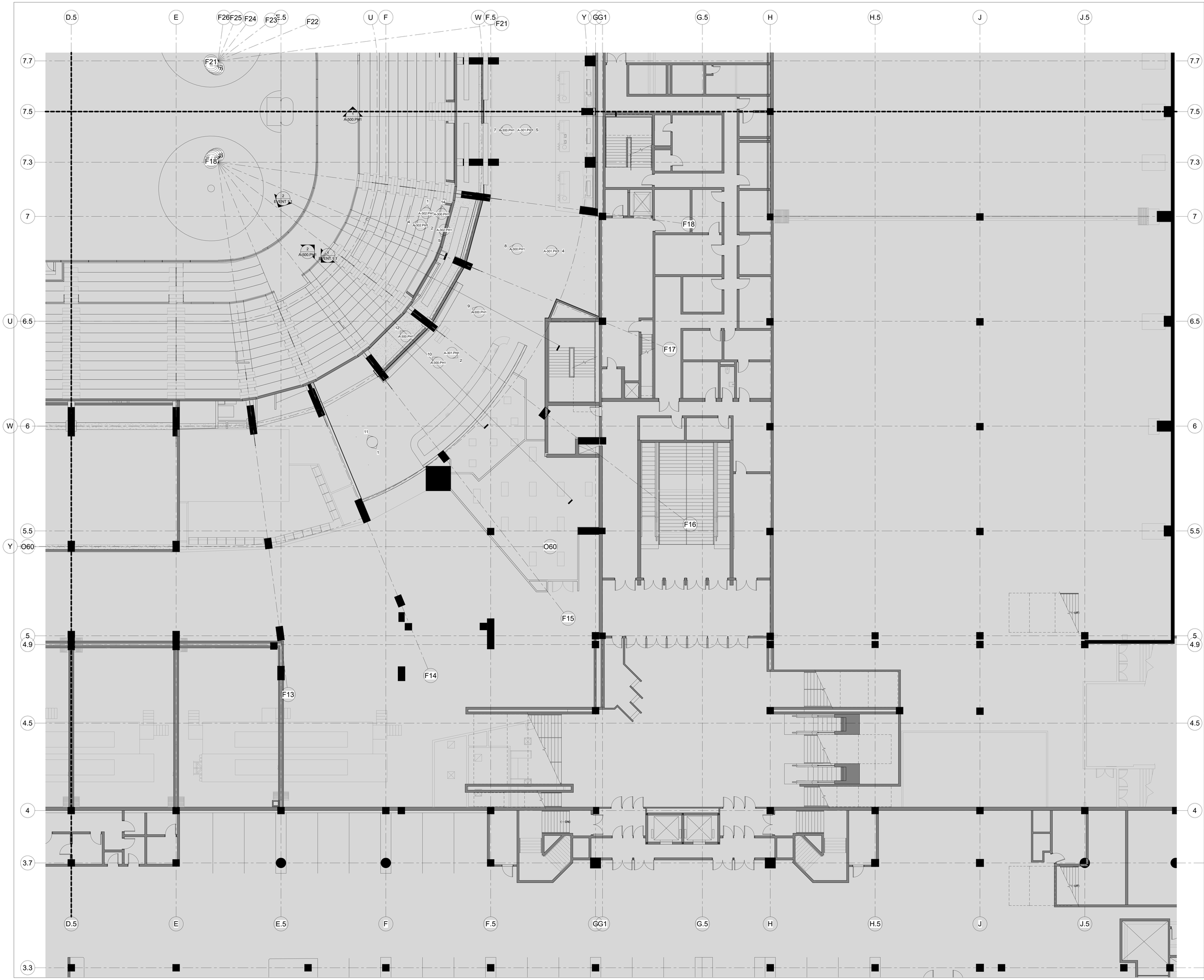

B C A D

XL CENTER

CAPITAL REGION DEVELOPMENT AUTHORITY

SCI ARCHITECTS
469 SEVENTH AVE, SUITE 900
NEW YORK, NY 10018
(646) 658-7410

me engineers
29 W 38th STREET, 5th FLOOR
NEW YORK, NY 10018
(212) 447-6770

NO.	DESCRIPTION	DATE
1	PHASE 1 - ISSUED FOR 95% SD, 50% DD	12/18/2020

REVISIONS/ ISSUES

CONTRACTOR SHALL CHECK AND VERIFY ALL DIMENSIONS AND REPORT ANY OMISSIONS OR DISCREPANCIES TO THE ARCHITECT BEFORE CONSTRUCTION OF THE WORK.
DO NOT SCALE THE DRAWINGS

SEAL

DRAWN: Author
DATE: 2016-09-02
CHECKED: Checker
DATE PLOTTED: 2020-12-18 3:05:44 PM

1 CIVIC CENTER PLAZA
HARTFORD, CT

DWG. TITLE
LEVEL 48 - NEW CONSTRUCTION QUADRANT D - PHASE 1

SCALE: 1/8" = 1'-0"
DWG. NO.: A-202D.PH1
PROJ. NO.: 1605

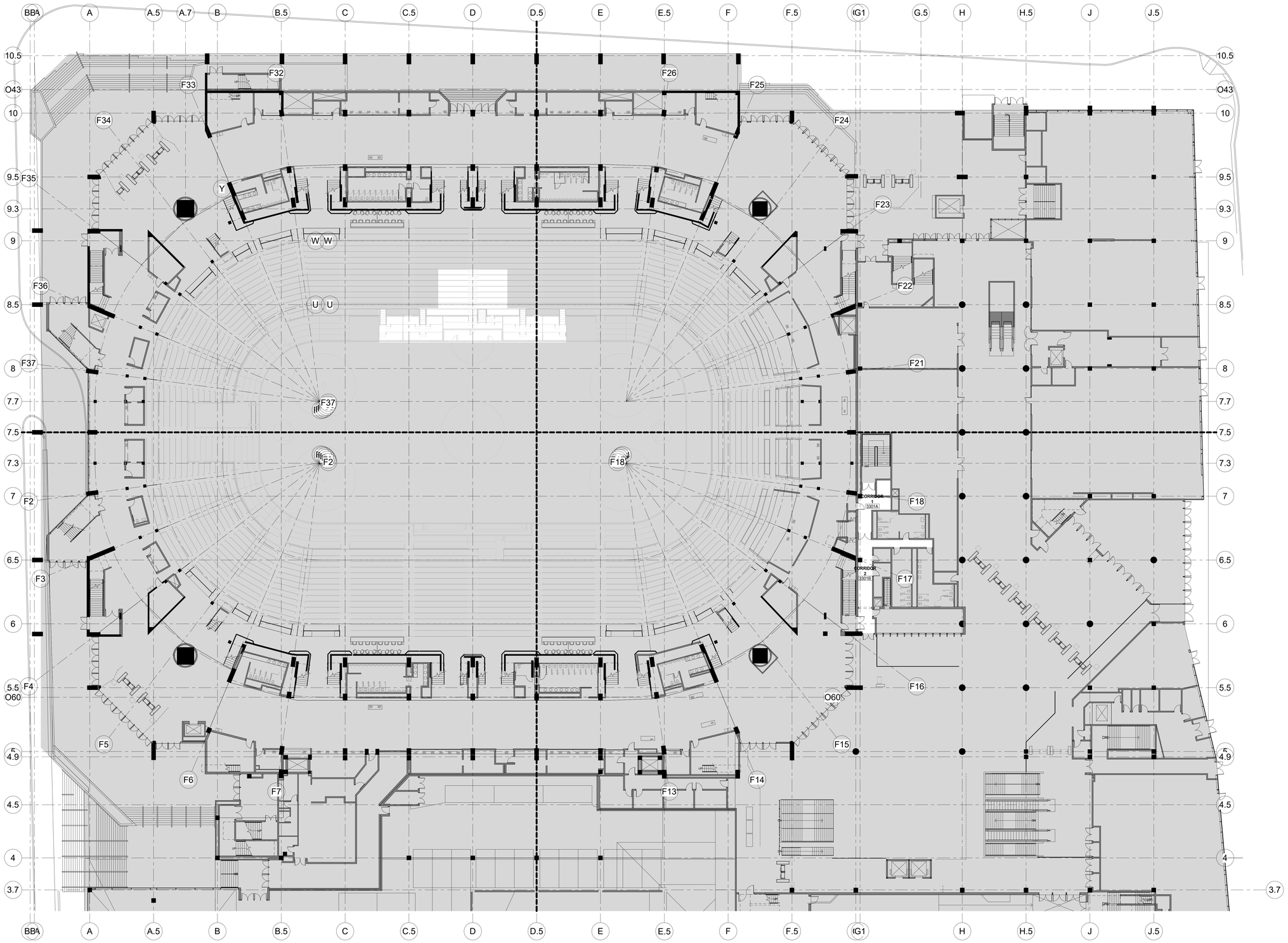

B C A D

XL CENTER

CAPITAL REGION DEVELOPMENT AUTHORITY

S C I ARCHITECTS
469 SEVENTH AVE, SUITE 900
NEW YORK, NY 10018
(646) 658-7410

me engineers
29 W 38th STREET, 5th FLOOR
NEW YORK, NY 10018
(212) 447-6770

NO.	DESCRIPTION	DATE
1	PHASE 1 - ISSUED FOR 95% SD, 50% DD	12/18/2020

REVISIONS/ ISSUES

CONTRACTOR SHALL CHECK AND VERIFY ALL DIMENSIONS AND REPORT ANY OMISSIONS OR DISCREPANCIES TO THE ARCHITECT BEFORE PROCEEDING WITH THE WORK. DO NOT SCALE THE DRAWINGS

SEAL

DRAWN: Author
DATE: 10/05/20
CHECKED: Checker
DATE PLOTTED: 2020-12-18 3:06:09 PM

1 CIVIC CENTER PLAZA
HARTFORD, CT

DWG. TITLE
LEVEL 61 - NEW CONSTRUCTION - PHASE 1

SCALE: 1/16" = 1'-0"
PROJ. NO.: 1605
DWG. NO.: A-203.PH1

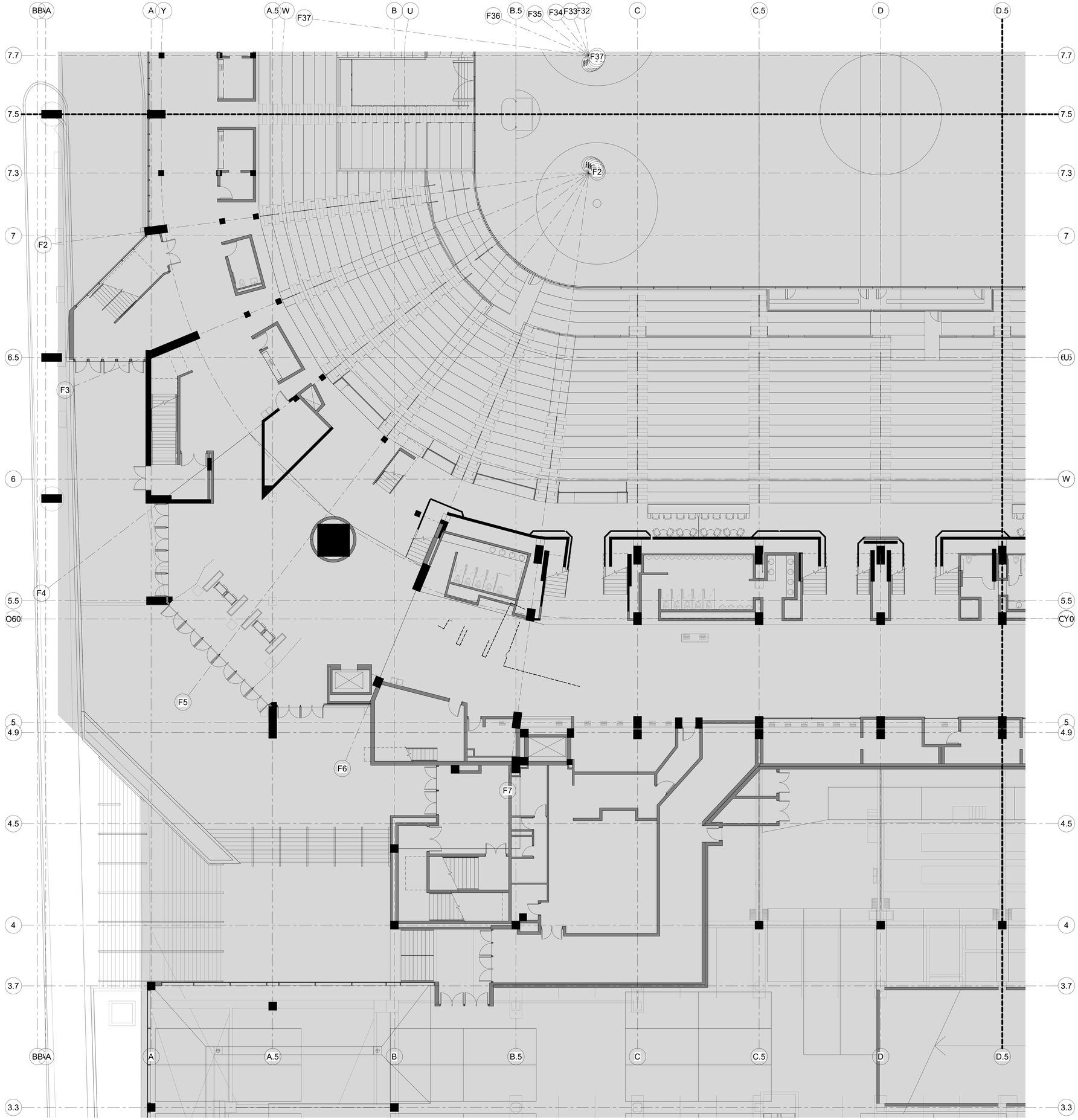

B C A D

XL CENTER

CAPITAL REGION DEVELOPMENT AUTHORITY

SCI ARCHITECTS
469 SEVENTH AVE, SUITE 900
NEW YORK, NY 10018
(646) 658-7410

me engineers
29 W 38th STREET, 5th FLOOR
NEW YORK, NY 10018
(212) 447-6770

NO	DESCRIPTION	DATE
1	PHASE 1 - ISSUED FOR 95% SD, 50% DD	12/18/2020

REVISIONS/ ISSUES

CONTRACTOR SHALL CHECK AND VERIFY ALL DIMENSIONS AND REPORT ANY OMISSIONS OR DISCREPANCIES TO THE ARCHITECT BEFORE PROCEEDING WITH THE WORK
DO NOT SCALE THE DRAWINGS

SEAL

DRAWN	Author
DATE	2016-09-02
CHECKED	Checker
DATE PLOTTED	2020-12-18 3:06:22 PM

1 CIVIC CENTER PLAZA
HARTFORD, CT

DWG. TITLE
LEVEL 61 - NEW CONSTRUCTION QUADRANT A - PHASE 1

SCALE	1/8" = 1'-0"
DWG. NO.	A-203A.PH1
PROJ. NO.	1605

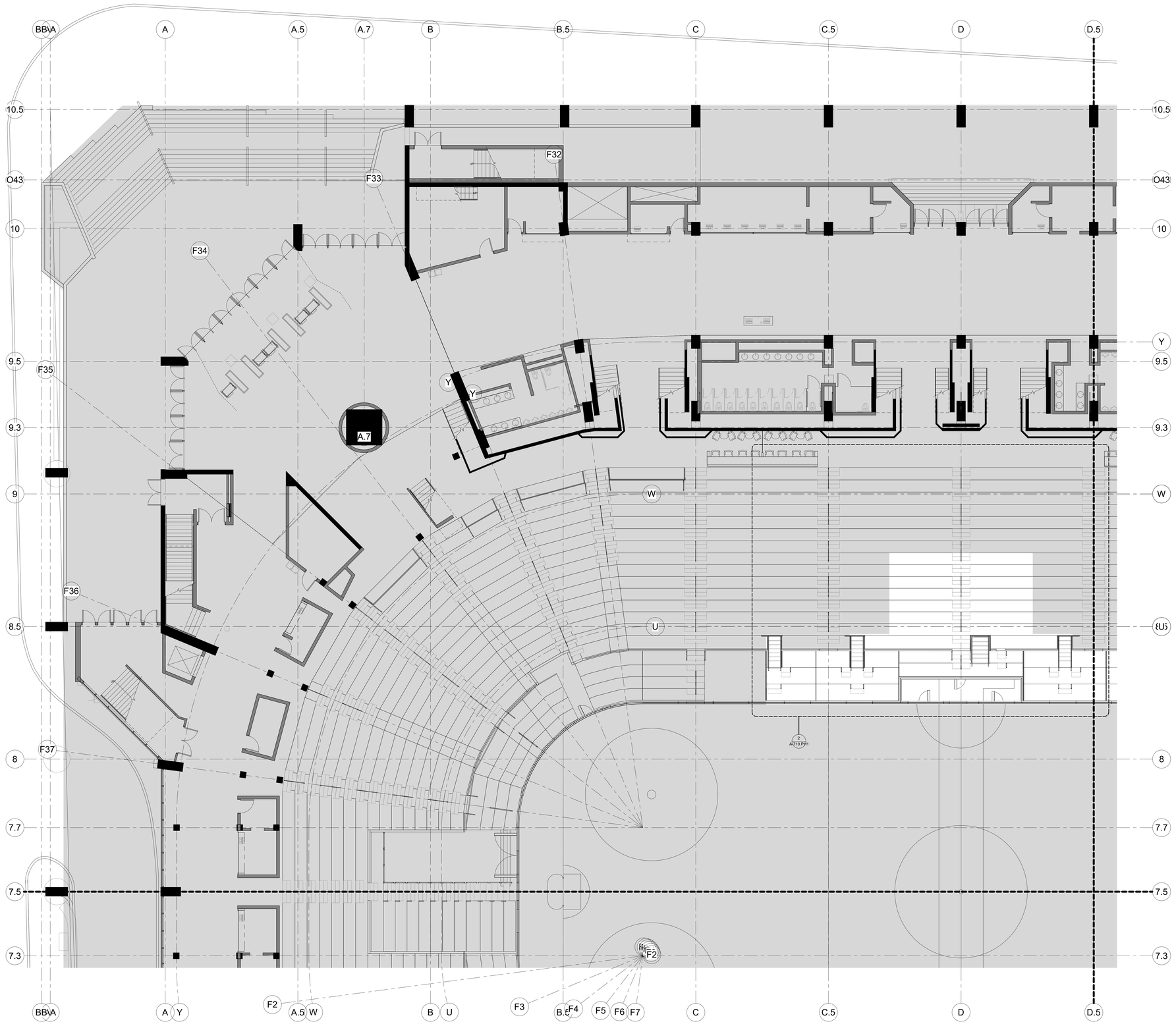

B C A D

XL CENTER

CAPITAL REGION DEVELOPMENT AUTHORITY

S C I ARCHITECTS
469 SEVENTH AVE, SUITE 900
NEW YORK, NY 10018
(646) 658-7410

me engineers
29 W 38th STREET, 5th FLOOR
NEW YORK, NY 10018
(212) 447-5770

NO.	DESCRIPTION	DATE
1	PHASE 1 - ISSUED FOR 95% SD, 50% DD	12/18/2020

REVISIONS/ ISSUES

CONTRACTOR SHALL CHECK AND VERIFY ALL DIMENSIONS AND REPORT ANY OMISSIONS OR DISCREPANCIES TO THE ARCHITECT BEFORE PROCEEDING WITH THE WORK
DO NOT SCALE THE DRAWINGS

SEAL

DRAWN: Author
DATE: 2016-09-02
CHECKED: Checker
DATE PLOTTED: 2020-12-18 3:06:36 PM

1 CIVIC CENTER PLAZA
HARTFORD, CT

DWG. TITLE
LEVEL 61 - NEW CONSTRUCTION QUADRANT B - PHASE 1

SCALE: 1/8" = 1'-0"
DWG. NO.: A-203B.PH1
PROJ. NO.: 1605

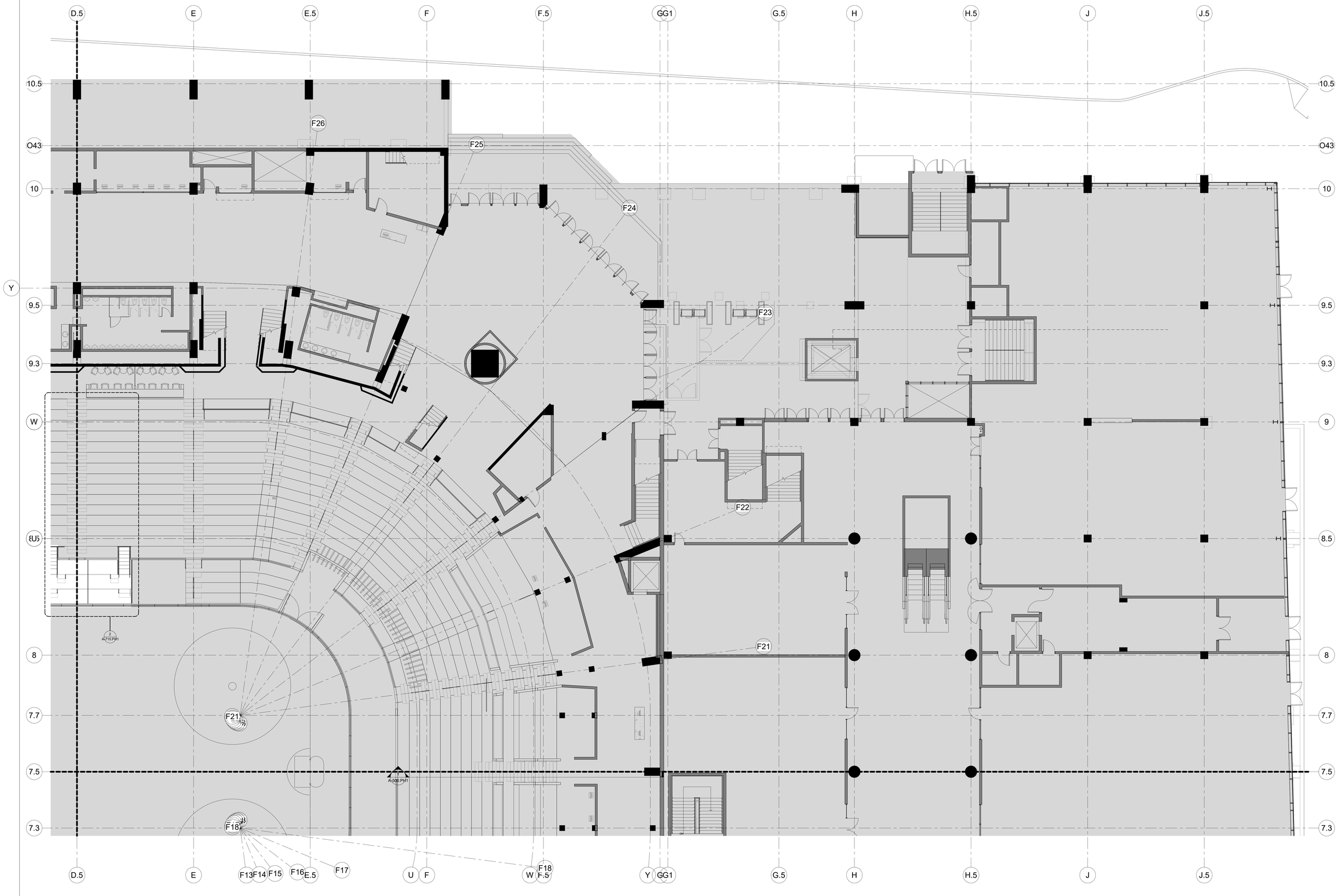

B C A D

XL CENTER

CAPITAL REGION DEVELOPMENT AUTHORITY

SCI ARCHITECTS
469 SEVENTH AVE, SUITE 900
NEW YORK, NY 10018
(646) 658-7410

me engineers
29 W 38th STREET, 5th FLOOR
NEW YORK, NY 10018
(212) 447-5770

NO.	DESCRIPTION	DATE
5	PHASE 1 - ISSUED FOR 90% ED, 50% DD	12/18/2020

REVISIONS/ ISSUES

CONTRACTOR SHALL CHECK AND VERIFY ALL DIMENSIONS AND REPORT ANY OMISSIONS OR DISCREPANCIES TO THE ARCHITECT BEFORE PROCEEDING WITH THE WORK
DO NOT SCALE THE DRAWINGS

SEAL

DRAWN: Author
DATE: 2016-09-02
CHECKED: Checker
DATE PLOTTED: 2020-12-18 3:06:47 PM

1 CIVIC CENTER PLAZA
HARTFORD, CT

DWG. TITLE
LEVEL 61 - NEW CONSTRUCTION QUADRANT C - PHASE 1

SCALE: 1/8" = 1'-0"
DWG. NO.: A-203C.PH1
PROJ. NO.: 1605

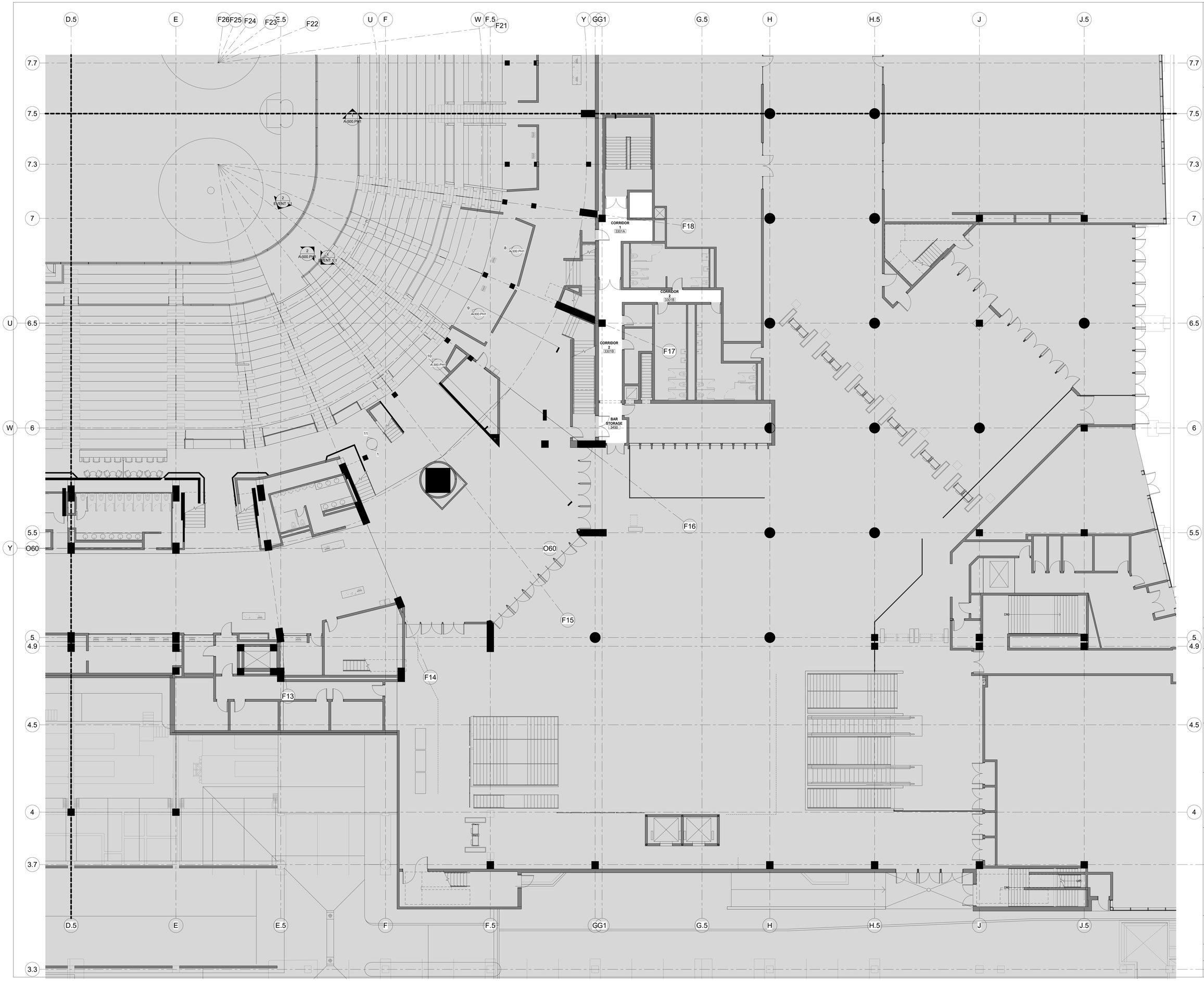

XL CENTER
CAPITAL REGION DEVELOPMENT AUTHORITY

SCI ARCHITECTS
469 SEVENTH AVE, SUITE 900
NEW YORK, NY 10018
(646) 658-7410

me engineers
29 W 38th STREET, 5th FLOOR
NEW YORK, NY 10018
(212) 447-6770

NO.	DESCRIPTION	DATE
1	PHASE 1 - ISSUED FOR 95% SD, 50% DD	12/18/2020

REVISIONS/ ISSUES

CONTRACTOR SHALL CHECK AND VERIFY ALL DIMENSIONS AND REPORT ANY OMISSIONS OR DISCREPANCIES TO THE ARCHITECT BEFORE PROCEEDING WITH THE WORK
DO NOT SCALE THE DRAWINGS

SEAL

DRAWN: Author
DATE: 2016-09-02
CHECKED: Checker
DATE PLOTTED: 2020-12-18 3:06:59 PM

1 CIVIC CENTER PLAZA
HARTFORD, CT

DWG. TITLE
LEVEL 61 - NEW CONSTRUCTION QUADRANT D - PHASE 1

SCALE: 1/8" = 1'-0"
DWG. NO.: A-203D.PH1
PROJ. NO.: 3.3 1605

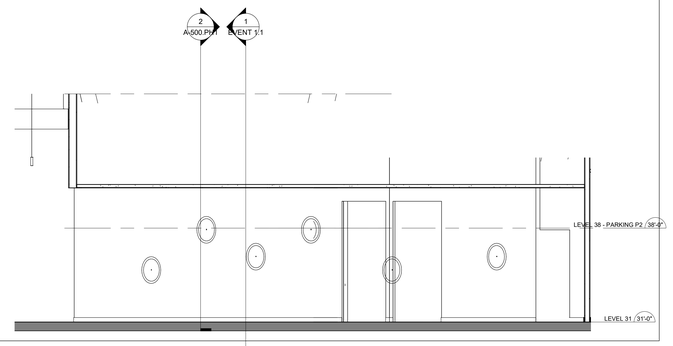

12 L31 - CLUB RR ENTRY ELEVATION 2
1/4" = 1'-0"

13 L31 - CLUB RR ENTRY ELEVATION 1
1/4" = 1'-0"

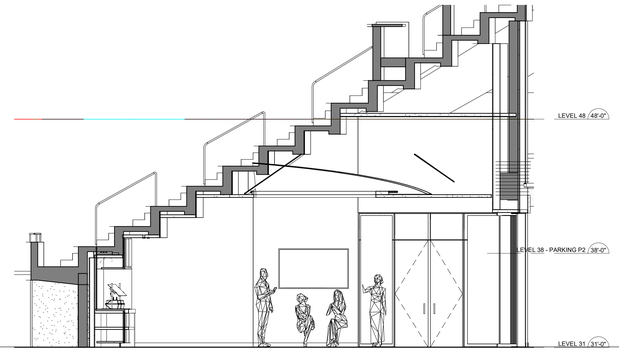

14 PRIVATE LOUNGE - NORTH ELEVATION
1/4" = 1'-0"

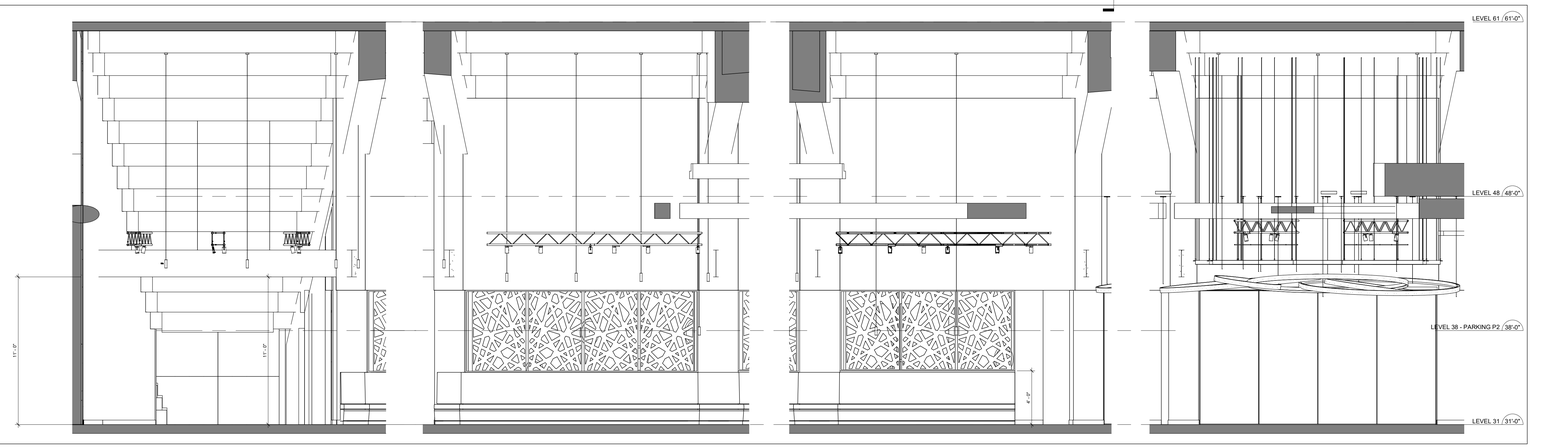

11 L31 - BOWL SIDE CLUB ELEVATION 11
1/4" = 1'-0"

10 L31 - BOWL SIDE CLUB ELEVATION 10
1/4" = 1'-0"

9 L31 - BOWL SIDE CLUB ELEVATION 9
1/4" = 1'-0"

8 L31 - BOWL SIDE CLUB ELEVATION 8
1/4" = 1'-0"

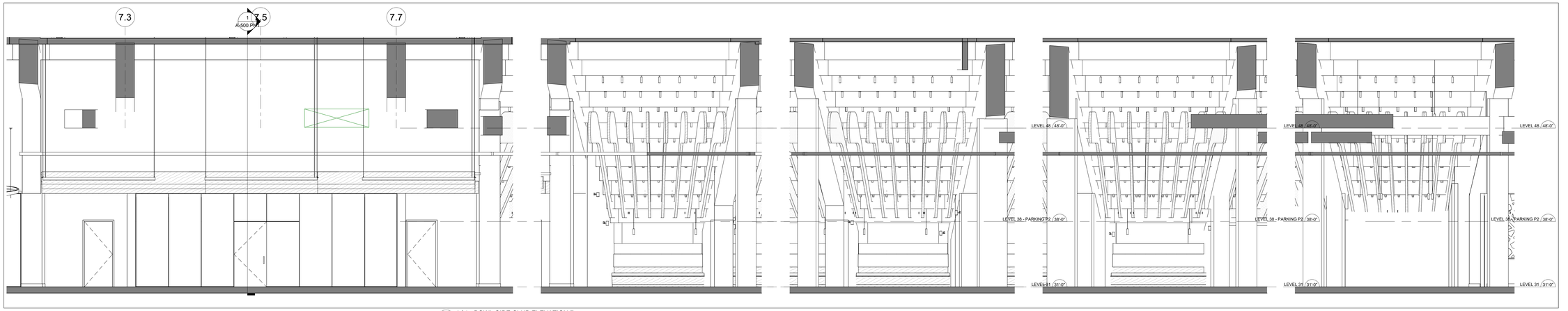

7 L31 - BOWL SIDE CLUB ELEVATION 7
1/4" = 1'-0"

6 L31 - BOWL SIDE CLUB ELEVATION 6
1/4" = 1'-0"

5 L31 - BOWL SIDE CLUB ELEVATION 5
1/4" = 1'-0"

4 L31 - BOWL SIDE CLUB ELEVATION 4
1/4" = 1'-0"

3 L31 - BOWL SIDE CLUB ELEVATION 3
1/4" = 1'-0"

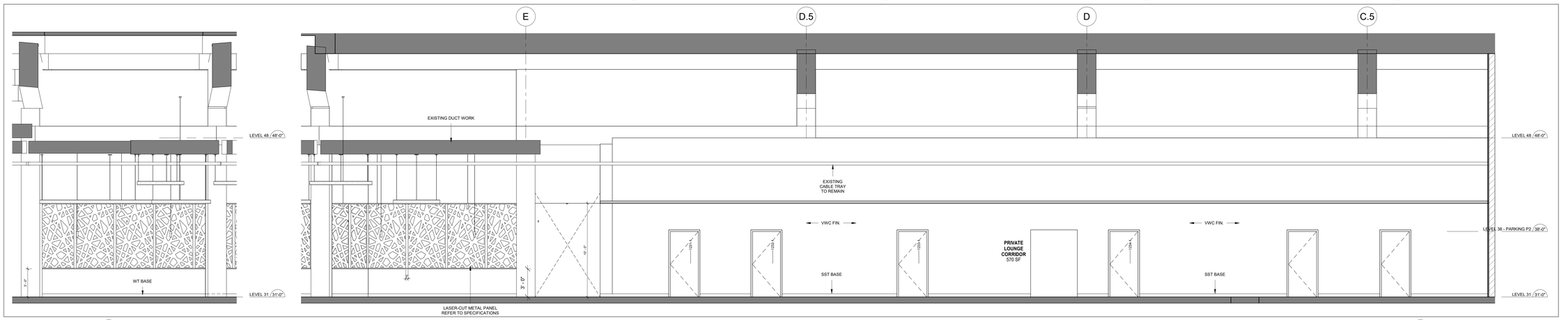

2 L31 - BOWL SIDE CLUB ELEVATION 2
1/4" = 1'-0"

1 L31 - BOWL SIDE CLUB ELEVATION 1
1/4" = 1'-0"

XL CENTER
CAPITAL REGION DEVELOPMENT AUTHORITY

SCI ARCHITECTS
469 SEVENTH AVE, SUITE 900
NEW YORK, NY 10018
(646) 658-7410

me engineers
29 W 38th STREET, 5th FLOOR
NEW YORK, NY 10018
(212) 447-6770

NO	DESCRIPTION	DATE
1	PHASE 1 - ISSUED FOR 95% SD, 50% DD	12/18/2020

REVISIONS/ ISSUES

CONTRACTOR SHALL CHECK AND VERIFY ALL DIMENSIONS AND REPORT ANY OMISSIONS OR DISCREPANCIES TO THE ARCHITECT BEFORE PROCEEDING WITH THE WORK. DO NOT SCALE THE DRAWINGS

SEAL

DRAWN: PM
DATE: 11/29/16
CHECKED: SCI
DATE PLOTTED: 2020-12-18 3:07:15 PM

1 CIVIC CENTER PLAZA
HARTFORD, CT

DWG. TITLE
L31 - EVENT CLUB ELEVATIONS - BOWL SIDE

SCALE: 1/4" = 1'-0"
DWG. NO.: A-300.PH1
PROJ. NO.: 1605

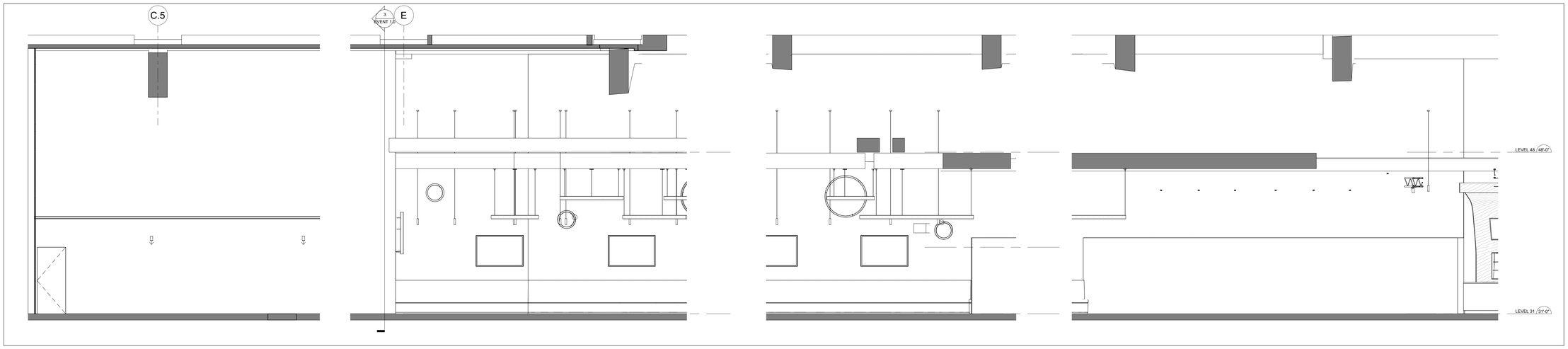

10 EVENT CLUB - BAR SIDE ELEVATION 10
1/4" = 1'-0"

9 EVENT CLUB - BAR SIDE ELEVATION 9
1/4" = 1'-0"

8 EVENT CLUB - BAR SIDE ELEVATION 8
1/4" = 1'-0"

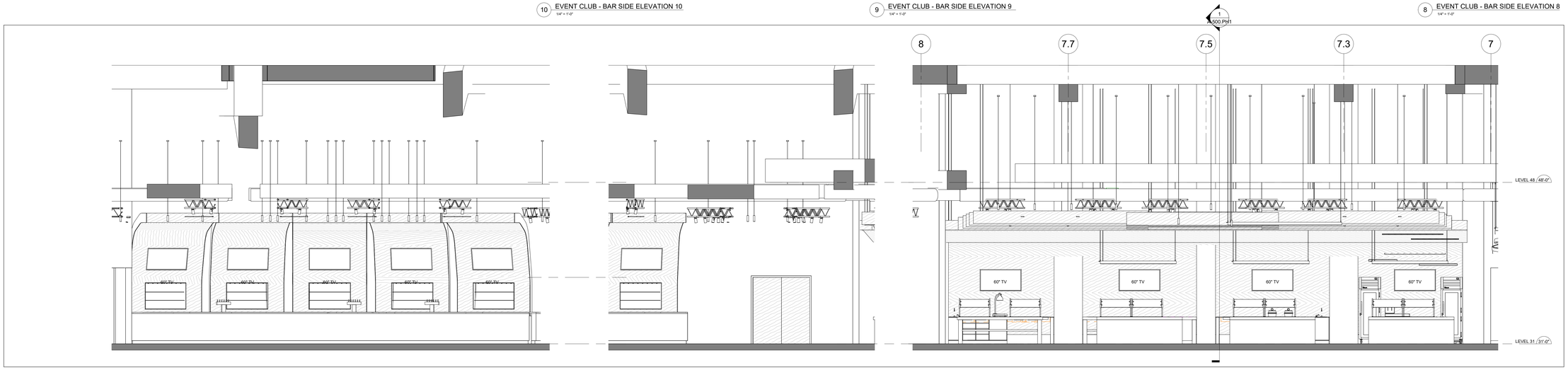

7 EVENT CLUB - BAR SIDE ELEVATION 7
1/4" = 1'-0"

6 EVENT CLUB - BAR SIDE ELEVATION 6
1/4" = 1'-0"

5 EVENT CLUB - BAR SIDE ELEVATION 5
1/4" = 1'-0"

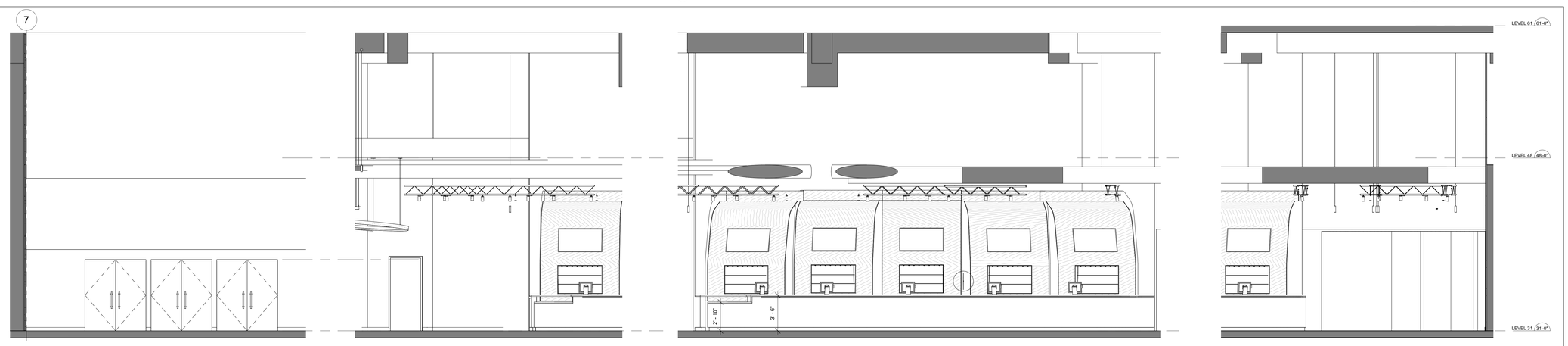

4 EVENT CLUB - BAR SIDE ELEVATION 4
1/4" = 1'-0"

3 EVENT CLUB - BAR SIDE ELEVATION 3
1/4" = 1'-0"

2 EVENT CLUB - BAR SIDE ELEVATION 2
1/4" = 1'-0"

1 EVENT CLUB - BAR SIDE ELEVATION 1
1/4" = 1'-0"

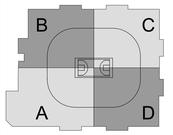

XL CENTER

CAPITAL REGION DEVELOPMENT AUTHORITY

SCI ARCHITECTS
469 SEVENTH AVE, SUITE 900
NEW YORK, NY 10018
(646) 658-7410

me engineers
29 W 38th STREET, 5th FLOOR
NEW YORK, NY 10018
(212) 447-6770

NO.	DESCRIPTION	DATE
1	PHASE 1 - ISSUED FOR 95% SD, 50% DD	12/18/2020

REVISIONS/ ISSUES

CONTRACTOR SHALL CHECK AND VERIFY ALL DIMENSIONS AND REPORT ANY OMISSIONS OR DISCREPANCIES TO THE ARCHITECT BEFORE PROCEEDING WITH THE WORK.
DO NOT SCALE THE DRAWINGS

SEAL

DRAWN PM
DATE 2016-09-02
CHECKED SCI
DATE PLOTTED 2020-12-18 3:07:26 PM

1 CIVIC CENTER PLAZA
HARTFORD, CT

DWG. TITLE
L31 - EVENT CLUB
ELEVATIONS - BAR SIDE

SCALE 1/4" = 1'-0"
PROJ. NO. 1605
DWG. NO. A-301.PH1

6 L31 - EVENT LEVEL - SOUTH PRIVATE LOUNGE CORRIDOR
1/4" = 1'-0"

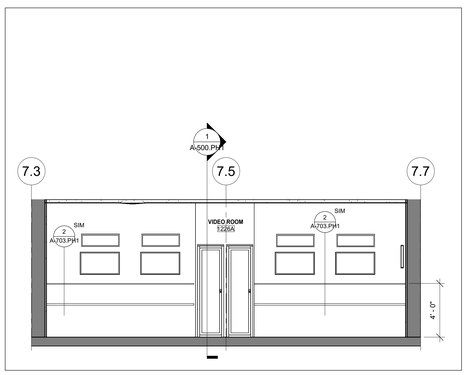

3 L31 - EVENT CLUB - MEDIA ROOM ELEVATION 1
1/4" = 1'-0"

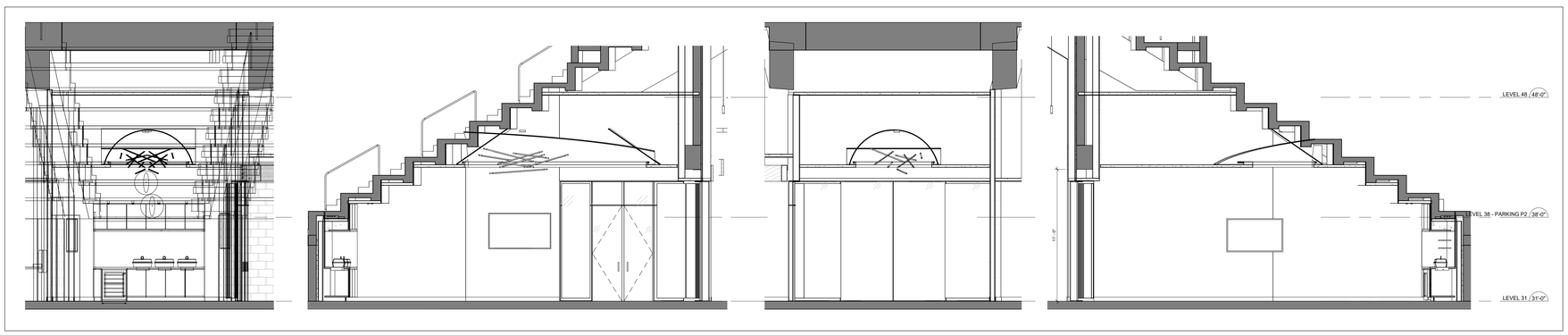

4 L31 - EVENT CLUB - PRIVATE DINING ELEVATION 4
1/4" = 1'-0"

1 L31 - EVENT CLUB - PRIVATE DINING ELEVATION 3
1/4" = 1'-0"

2 L31 - EVENT CLUB - PRIVATE DINING ELEVATION 2
1/4" = 1'-0"

5 L31 - EVENT CLUB - PRIVATE DINING ELEVATION 6
1/4" = 1'-0"

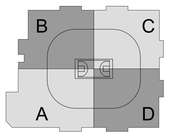

XL CENTER

CAPITAL REGION DEVELOPMENT AUTHORITY

S C I ARCHITECTS
469 SEVENTH AVE, SUITE 900
NEW YORK, NY 10018
(646) 658-7410

me engineers
29 W 38th STREET, 5th FLOOR
NEW YORK, NY 10018
(212) 447-6770

NO.	DESCRIPTION	DATE
1	PHASE 1 - ISSUED FOR 95% SD, 50% DD	12/18/2020

REVISIONS/ ISSUES

CONTRACTOR SHALL CHECK AND VERIFY ALL DIMENSIONS AND REPORT ANY OMISSIONS OR DISCREPANCIES TO THE ARCHITECT BEFORE PROCEEDING WITH THE WORK.
DO NOT SCALE THE DRAWINGS

SEAL

DRAWN: PM
DATE: 2016-09-02
CHECKED: SCI
DATE PLOTTED: 2020-12-18 3:07:34 PM

1 CIVIC CENTER PLAZA
HARTFORD, CT

DWG. TITLE
L31 - EVENT CLUB ELEVATIONS

SCALE: 1/4" = 1'-0"
PROJ. NO.: 1605
DWG. NO.: A-302.PH1

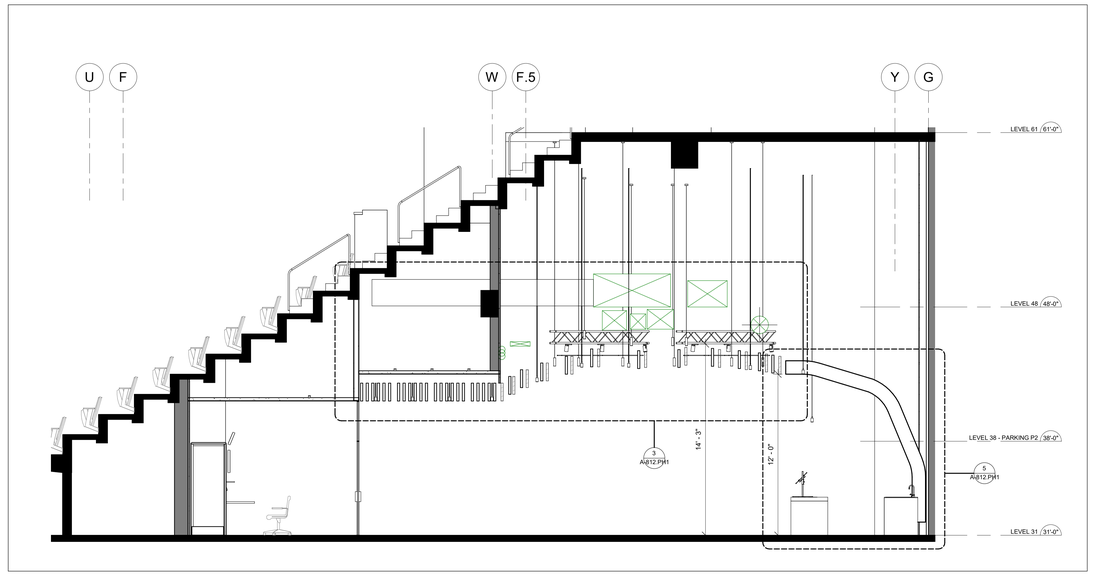

1 EVENT LEVEL CLUB - FOOD STATION SECTION
1/4" = 1'-0"

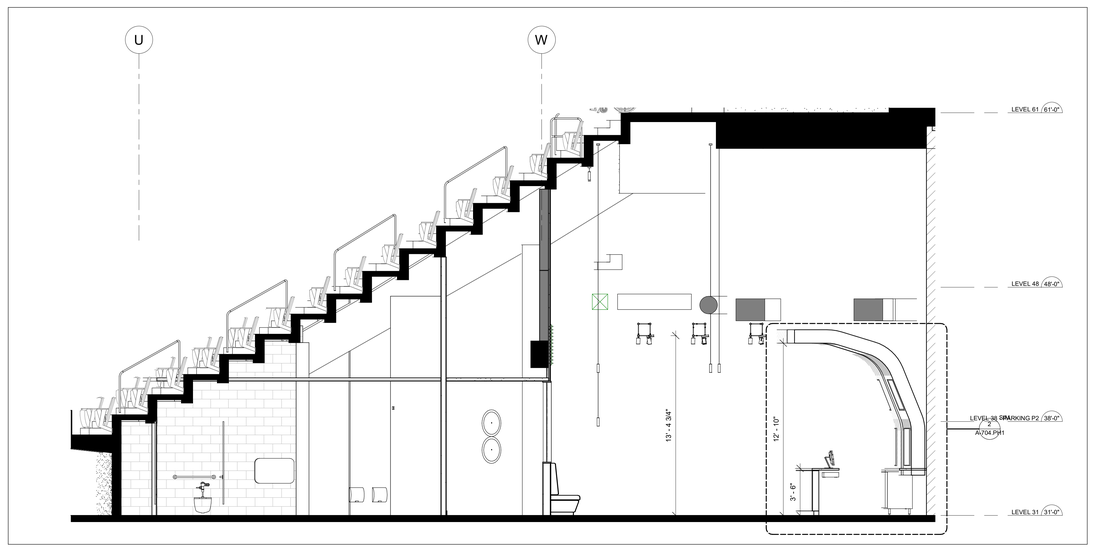

2 EVENT LEVEL CLUB - QUAD-D RESTROOMS & BAR SECTION
1/4" = 1'-0"

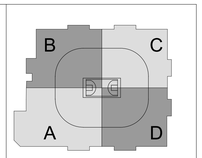

XL CENTER

CAPITAL REGION DEVELOPMENT AUTHORITY

SCI ARCHITECTS
469 SEVENTH AVE, SUITE 900
NEW YORK, NY 10018
(646) 658-7410

me engineers
29 W 38th STREET, 5th FLOOR
NEW YORK, NY 10018
(212) 447-6770

NO.	DESCRIPTION	DATE
1	PHASE 1 - ISSUED FOR 90% SD, 50% DD	12/18/2020

REVISIONS/ ISSUES

CONTRACTOR SHALL CHECK AND VERIFY ALL DIMENSIONS AND REPORT ANY OMISSIONS OR DISCREPANCIES TO THE ARCHITECT BEFORE PROCEEDING WITH THE WORK
DO NOT SCALE THE DRAWINGS

SEAL

DRAWN PM
DATE 2016-09-02
CHECKED JA
DATE PLOTTED 2020-12-18 3:07:40 PM

1 CIVIC CENTER PLAZA
HARTFORD, CT

DWG. TITLE
L31 - SECTIONS

SCALE 1/4" = 1'-0"
PROJ. NO. 1605
DWG. NO. A-500.PH1

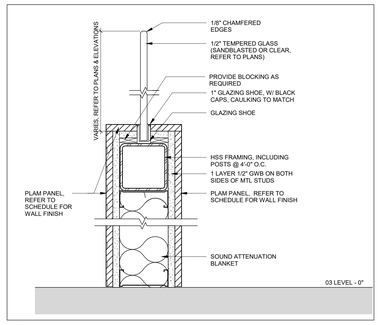

10 SECTION - GLAZING AT PARTITION WALLS
3" = 1'-0"

6 SECTION DETAIL - L2 SUPER CLUB NORTH WD BULKHEAD
1" = 1'-0"

5 PLAN DETAIL - L2 SUPER CLUB NORTH WD PILASTER
1" = 1'-0"

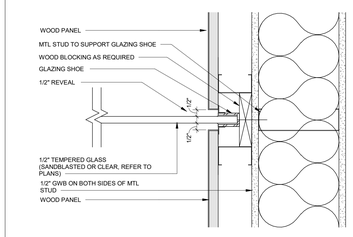

8 DETAIL - INTERIOR GLAZING JAMB
3" = 1'-0"

NO.	DESCRIPTION	DATE
1	PHASE 1 - ISSUED FOR 95% SD, 50% DD	12/18/2020

REVISIONS/ ISSUES

CONTRACTOR SHALL CHECK AND VERIFY ALL DIMENSIONS AND REPORT ANY OMISSIONS OR DISCREPANCIES TO THE ARCHITECT BEFORE PROCEEDING WITH THE WORK. DO NOT SCALE THE DRAWINGS

SEAL

DRAWN: Author
DATE: 11/07/16
CHECKED: Checker
DATE PLOTTED: 2020-12-18 3:07:45 PM

1 CIVIC CENTER PLAZA
HARTFORD, CT

DWG. TITLE
MISC DETAILS

SCALE: As indicated
PROJ. NO.: 1605
DWG. NO.: A-510.PH1

XL CENTER
CAPITAL REGION DEVELOPMENT AUTHORITY

SCI ARCHITECTS
469 SEVENTH AVE, SUITE 900
NEW YORK, NY 10018
(646) 658-7410

me engineers
29 W 38th STREET, 5th FLOOR
NEW YORK, NY 10018
(212) 447-6770

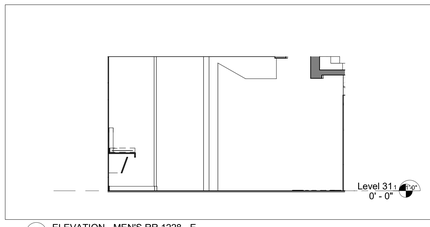

14 ELEVATION - MEN'S RR 1228 - E
1/4" = 1'-0"

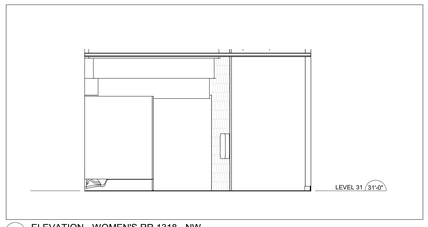

8 ELEVATION - WOMEN'S RR 1318 - NW
1/4" = 1'-0"

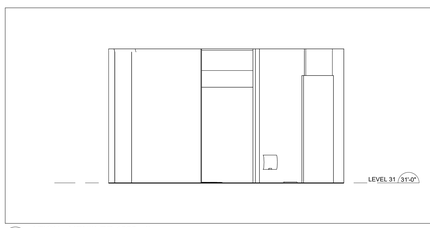

13 ATION - MEN'S RR 1228 - S
1/4" = 1'-0"

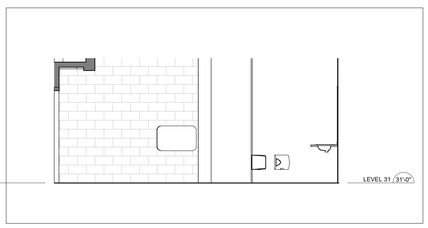

7 ELEVATION - WOMEN'S RR 1318 - NE
1/4" = 1'-0"

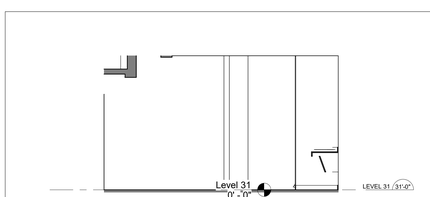

12 ATION - MEN'S RR 1228 - W
1/4" = 1'-0"

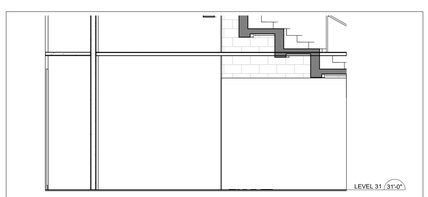

6 ELEVATION - MEN'S RR 1317 - SW
1/4" = 1'-0"

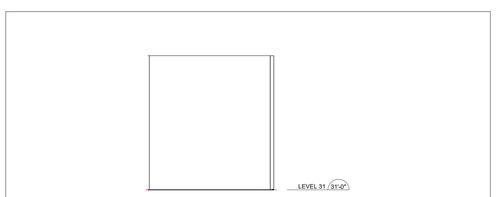

18 ELEVATION - WOMEN'S RR 1229 - E
1/4" = 1'-0"

17 ELEVATION - WOMEN'S RR 1229 - W
1/4" = 1'-0"

11 ELEVATION - MEN'S RR 1228 - N
1/4" = 1'-0"

5 ELEVATION - MEN'S RR 1317 - NW
1/4" = 1'-0"



16 ELEVATION - WOMEN'S RR 1229 - S
1/4" = 1'-0"

10 ELEVATION - WOMEN'S RR 1318 - SE
1/4" = 1'-0"

4 ELEVATION - MEN'S RR 1317 - NE
1/4" = 1'-0"

15 ELEVATION - WOMEN'S RR 1229 - N
1/4" = 1'-0"

9 ELEVATION - WOMEN'S RR 1318 - SW
1/4" = 1'-0"

3 ELEVATION - MEN'S RR 1317 - SE
1/4" = 1'-0"

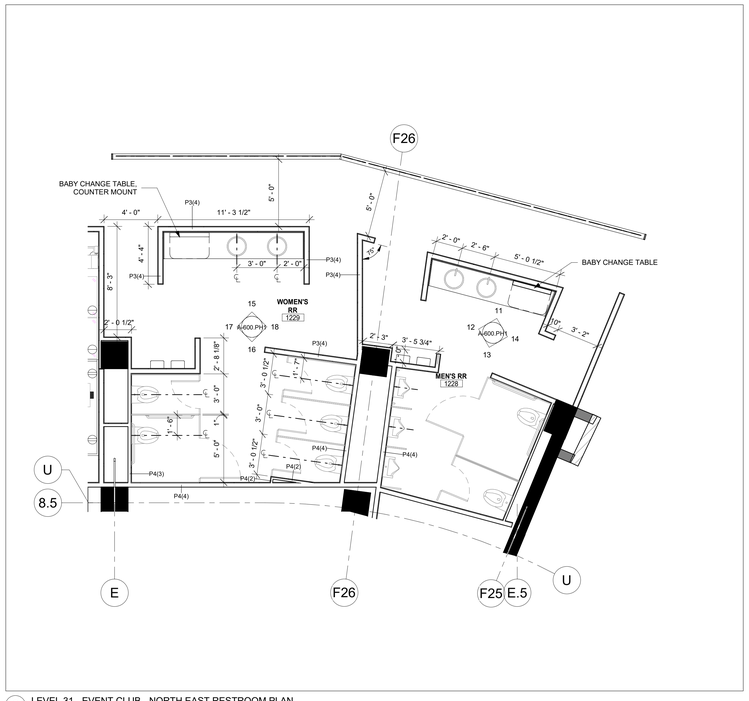

2 LEVEL 31 - EVENT CLUB - NORTH EAST RESTROOM PLAN
1/4" = 1'-0"

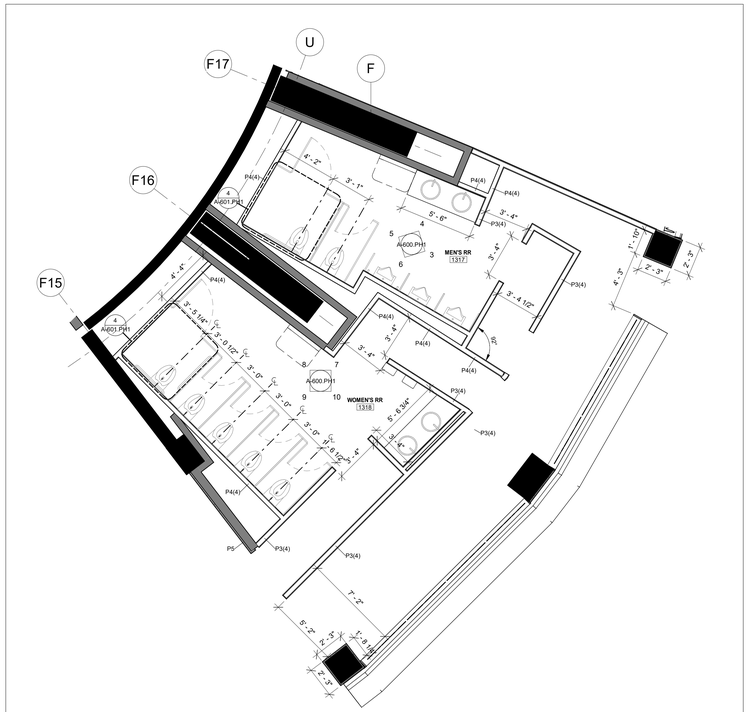

1 LEVEL 31 - EVENT CLUB - SOUTH EAST RESTROOM PLAN
1/4" = 1'-0"

B C A D

XL CENTER
CAPITAL REGION DEVELOPMENT AUTHORITY

SCI ARCHITECTS
469 SEVENTH AVE, SUITE 900
NEW YORK, NY 10018
(646) 658-7410

me engineers
29 W 38th STREET, 5th FLOOR
NEW YORK, NY 10018
(212) 447-6770

NO.	DESCRIPTION	DATE
1	PHASE 1 - ISSUED FOR 95% SD, 50% DD	12/18/2020

REVISIONS/ ISSUES

CONTRACTOR SHALL CHECK AND VERIFY ALL DIMENSIONS AND REPORT ANY OMISSIONS OR DISCREPANCIES TO THE ARCHITECT BEFORE PROCEEDING WITH THE WORK.
DO NOT SCALE THE DRAWINGS

SEAL

DRAWN DI
DATE 09/21/20
CHECKED SCI
DATE PLOTTED 2020-12-18 3:08:01 PM

1 CIVIC CENTER PLAZA
HARTFORD, CT

DWG. TITLE
LEVEL 31 RESTROOM PLANS

SCALE 1/4" = 1'-0"
PROJ. NO. 1605
DWG. NO. A-600.PH1

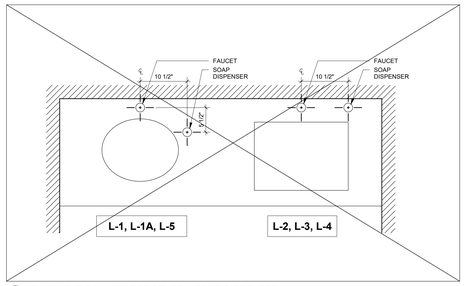

10 PLAN - TYPICAL LAVATORY TYPE & SOAP DISPENSER
1" = 1'-0"

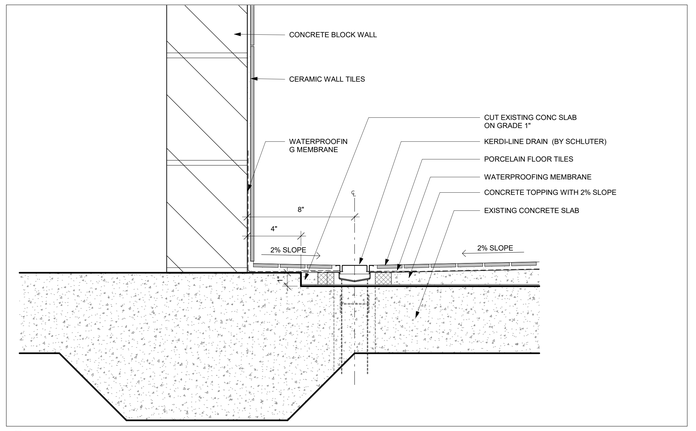

3 SECTION DETAIL - LOW PROFILE LINEAR FLOOR DRAIN AT SHOWERS
3" = 1'-0"

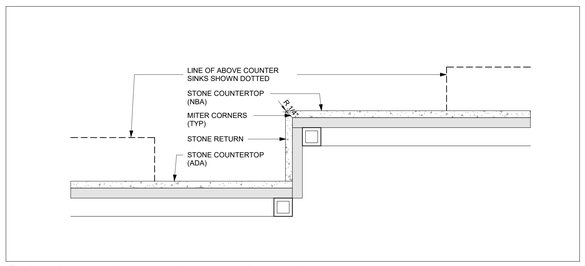

8 SECTION DETAIL - STONE COUNTER RETURN AT ADA VANITY
3" = 1'-0"



1 SECTION - TYPICAL RESTROOM VANITY
1" = 1'-0"

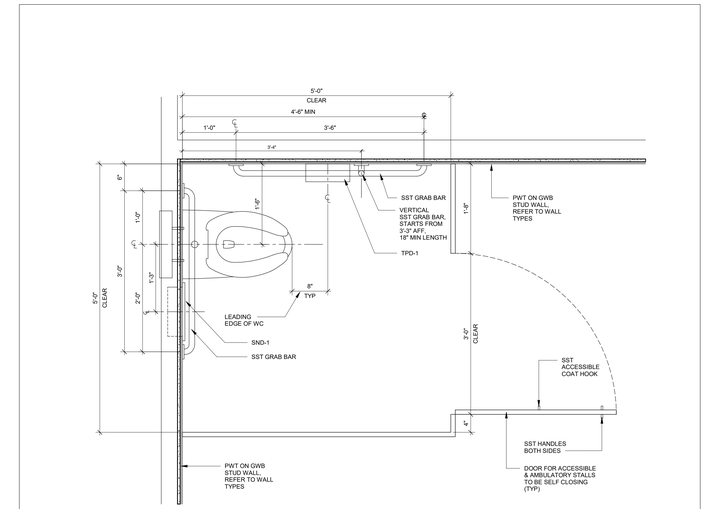

4 PLAN - ACCESSIBLE WR STALL
1" = 1'-0"

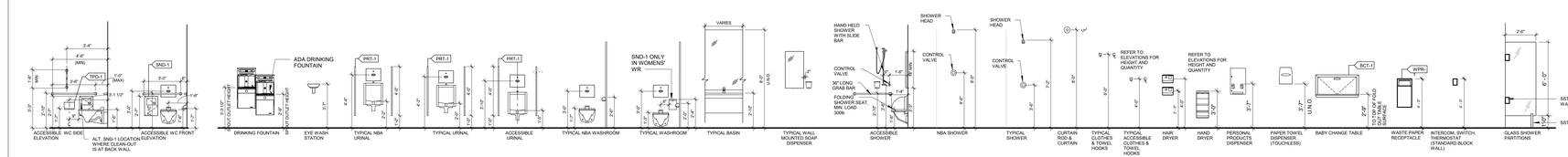

ADT-1	ADULT CHANGING TABLE	GB-1	GRAB BAR 42" LONG - SIDE WALL
ASB-1	ACCESSIBLE SHOWER FOLDING BENCH	GB-2	GRAB BAR 36" LONG - BACK WALL
BCT-1	BABY CHANGING TABLE	GB-3	GRAB BAR 90 DEG. SHOWER
CH-1	COAT HOOK	GB-4	GRAB BAR 36" LONG -URINAL
DRF-1	DRINKING FOUNTAIN UNIT	HD-1	HAND DRYER
EW-1	EYE WASH UNIT	MBU-1	MOP-BROOM UNIT
		MR-1	MIRROR

PD-1	PERSONAL PRODUCTS DISPENSER	SHC-1	SHOWER CURTAIN
PTD-1	PAPER TOWEL DISPENSER	SND-1	SANITARY PRODUCTS DISPOSAL ONLY IN WOMENS WR, RECESSED MOUNTED
PRT-1	PRIVACY SCREEN AT URINALS	SND-2	SANITARY PRODUCTS DISPOSAL ONLY IN WOMENS WR, SURFACE MOUNTED BY OWNER
SCR-1	SHOWER CURTAIN ROD	TH-1	TOWEL HOOK
SD-1	VANITY SOAP DISPENSER	TPD-1	TOILET PAPER DISPENSER
SDW-1	SOAP DISPENSER W.ALL MOUNTED	TRD-1	TRASH DISPOSAL UNIT
SH-1	RECESSED SOAP HOLDER	WPD-1	RECESSED PAPER TOWEL DISPENSER BY OWNER

WPD-2	SURFACE PAPER TOWEL DISPENSER BY OWNER
WPD-3	SURFACE PAPER TOWEL DISPENSER BY OWNER
WPD-4	SURFACE PAPER TOWEL DISPENSER BY OWNER
WPR-1	WASTE/ PAPER TOWEL DISPENSER COMBO

NOTE: REFER TO ELEVATIONS IN NBA LOCKER ROOMS FOR RESTROOM ELEVATION HEIGHTS.

RESTROOM ELEVATION HEIGHTS
1/4" = 1'-0"

B C A D

XL CENTER
CAPITAL REGION DEVELOPMENT AUTHORITY

SCI ARCHITECTS
469 SEVENTH AVE, SUITE 900
NEW YORK, NY 10018
(646) 658-7410

me engineers
29 W 38th STREET, 5th FLOOR
NEW YORK, NY 10018
(212) 447-6770

NO.	DESCRIPTION	DATE
1	PHASE 1 - ISSUED FOR 95% SD, 50% DD	12/18/2020

REVISIONS/ ISSUES

CONTRACTOR SHALL CHECK AND VERIFY ALL DIMENSIONS AND REPORT ANY OMISSIONS OR DISCREPANCIES TO THE ARCHITECT BEFORE PROCEEDING WITH THE WORK. DO NOT SCALE THE DRAWINGS

SEAL

DRAWN: Author
DATE: 10/19/16
CHECKED: Checker
DATE PLOTTED: 2020-12-18 3:08:07 PM

1 CIVIC CENTER PLAZA
HARTFORD, CT

DWG. TITLE
RESTROOM DETAILS

SCALE: As indicated
DWG. NO.: A-601.PH1
PROJ. NO.: 1605

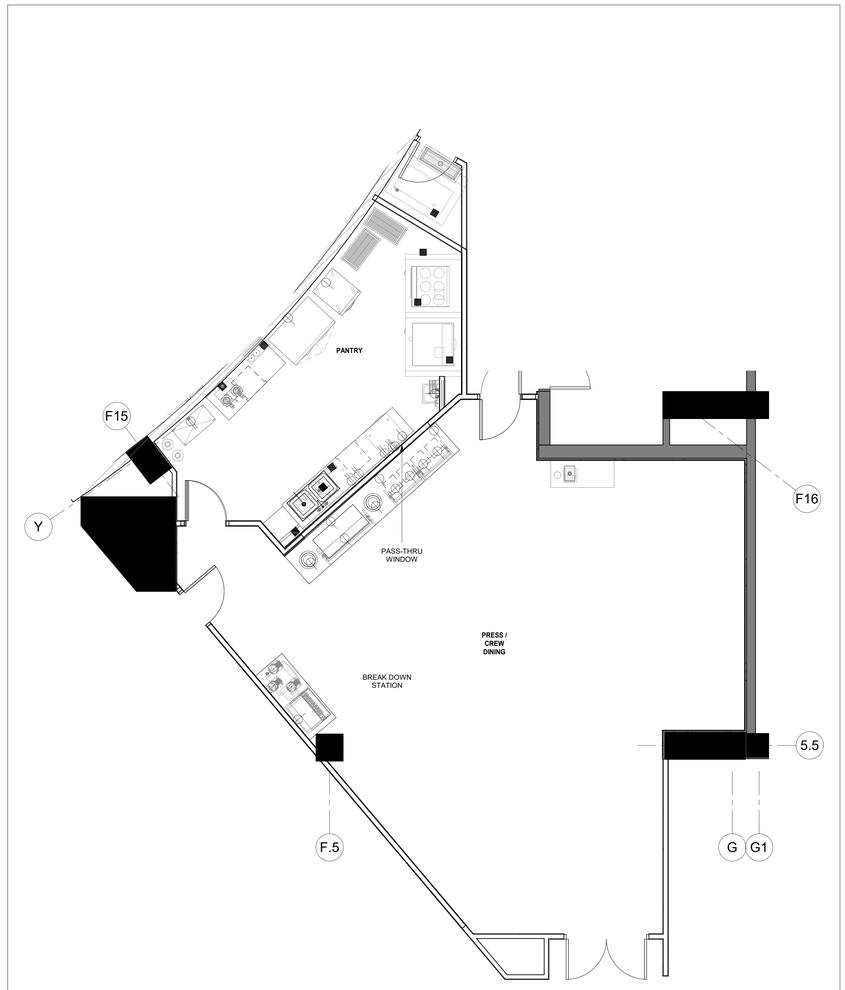

3 PLAN DETAIL - EVENT LEVEL CLUB BAR - QUAD-D1
1/4" = 1'-0"

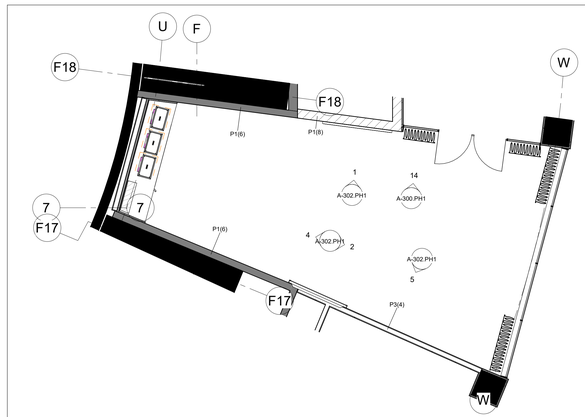

2 PLAN DETAIL - LEVEL 31 - EVENT CLUB PRIVATE DINING ROOM
1/4" = 1'-0"

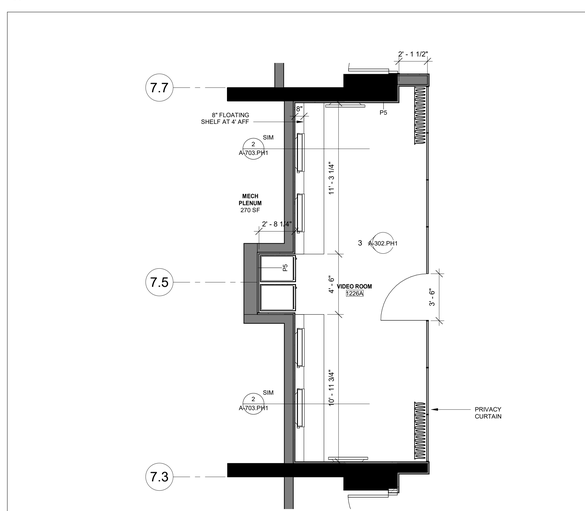

1 LEVEL 31 - EVENT CLUB - VIDEO ROOM
1/4" = 1'-0"

B C A D

XL CENTER

CAPITAL REGION DEVELOPMENT AUTHORITY

S C I ARCHITECTS
469 SEVENTH AVE, SUITE 900
NEW YORK, NY 10018
(646) 658-7410

me engineers
29 W 38th STREET, 5th FLOOR
NEW YORK, NY 10018
(212) 447-6770

NO.	DESCRIPTION	DATE
1	PHASE 1 - ISSUED FOR 95% SD, 50% DD	12/18/2020

REVISIONS/ ISSUES

CONTRACTOR SHALL CHECK AND VERIFY ALL DIMENSIONS AND REPORT ANY OMISSIONS OR DISCREPANCIES TO THE ARCHITECT BEFORE PROCEEDING WITH THE WORK
DO NOT SCALE THE DRAWINGS

SEAL

DRAWN: Author
DATE: 10/22/20
CHECKED: Checker
DATE PLOTTED: 2020-12-18 3:08:08 PM

1 CIVIC CENTER PLAZA
HARTFORD, CT

DWG. TITLE
PLAN DETAILS

SCALE: 1/4" = 1'-0"
PROJ. NO.: 1605
DWG. NO.: A-610.PH1

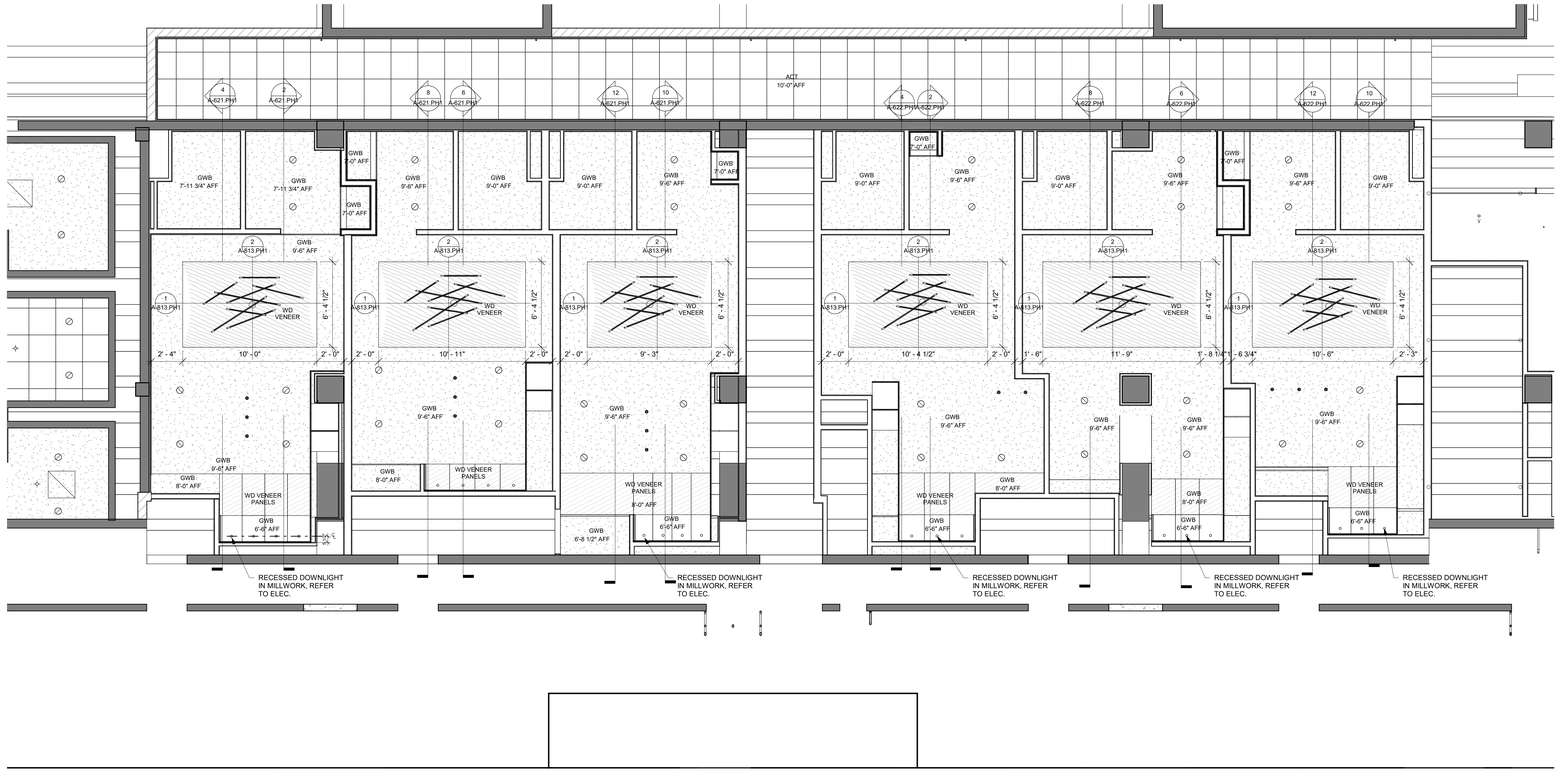

2 LEVEL 31 - PRIVATE LOUNGE RCP
1/4" = 1'-0"

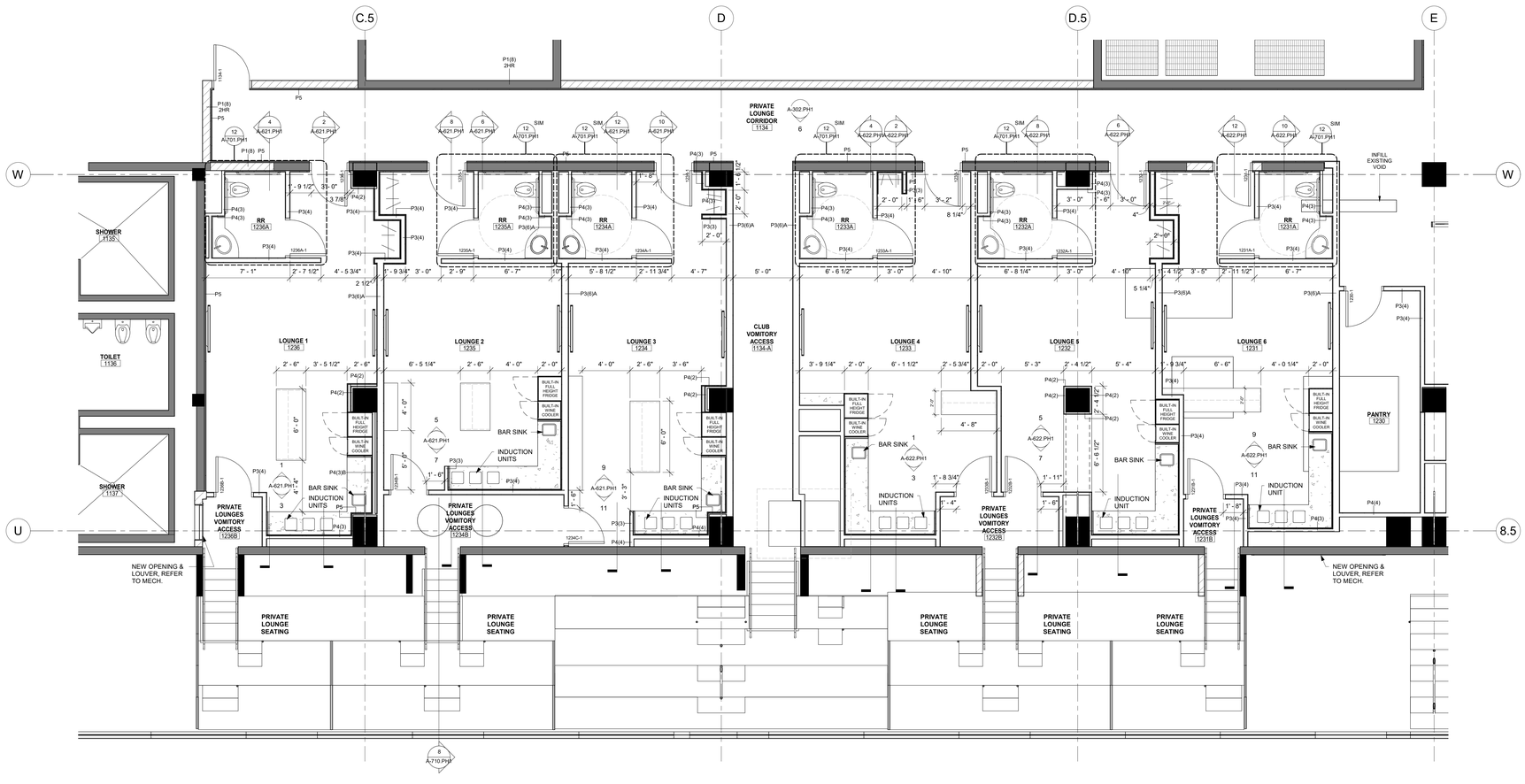

1 LEVEL 31 - PRIVATE LOUNGES PLAN
1/4" = 1'-0"

B C A D

XL CENTER
CAPITAL REGION DEVELOPMENT AUTHORITY

SCI ARCHITECTS
469 SEVENTH AVE, SUITE 900
NEW YORK, NY 10018
(646) 658-7410

me engineers
29 W 38th STREET, 5th FLOOR
NEW YORK, NY 10018
(212) 447-5770

NO.	DESCRIPTION	DATE
1	PHASE 1 - ISSUED FOR 95% SD, 50% DD	12/18/2020

REVISIONS/ ISSUES

CONTRACTOR SHALL CHECK AND VERIFY ALL DIMENSIONS AND REPORT ANY OMISSIONS OR DISCREPANCIES TO THE ARCHITECT BEFORE PROCEEDING WITH THE WORK.
DO NOT SCALE THE DRAWINGS

SEAL

DRAWN AS
DATE 2016-09-02
CHECKED Checker
DATE PLOTTED 2020-12-18 3:08:18 PM

1 CIVIC CENTER PLAZA
HARTFORD, CT

DWG. TITLE
LEVEL 31 PRIVATE LOUNGE

SCALE 1/4" = 1'-0"
PROJ. NO. 1605
DWG. NO. A-620.PH1

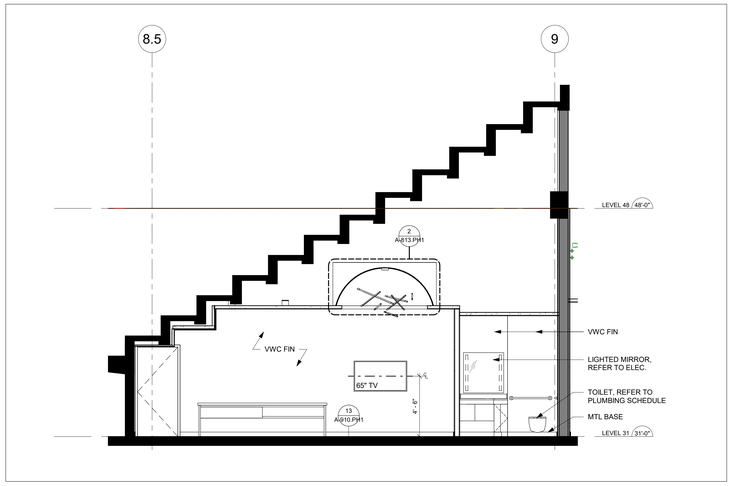

12 SECTION - PRIVATE LOUNGE 3 - WEST
1/4" = 1'-0"

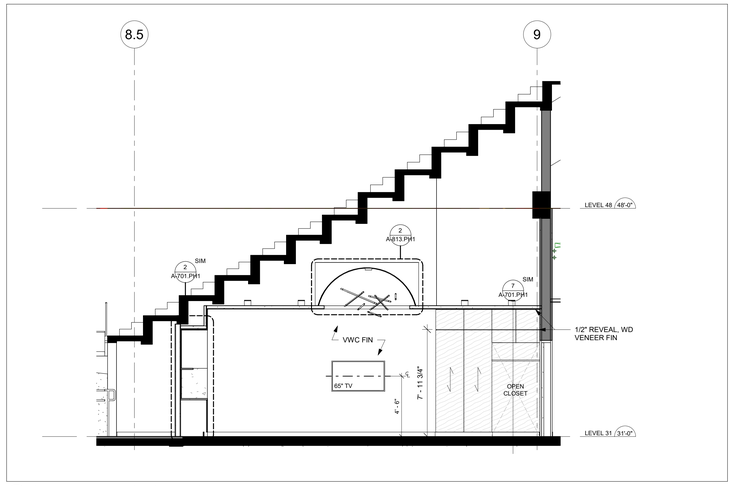

8 SECTION - PRIVATE LOUNGE 2 - WEST
1/4" = 1'-0"

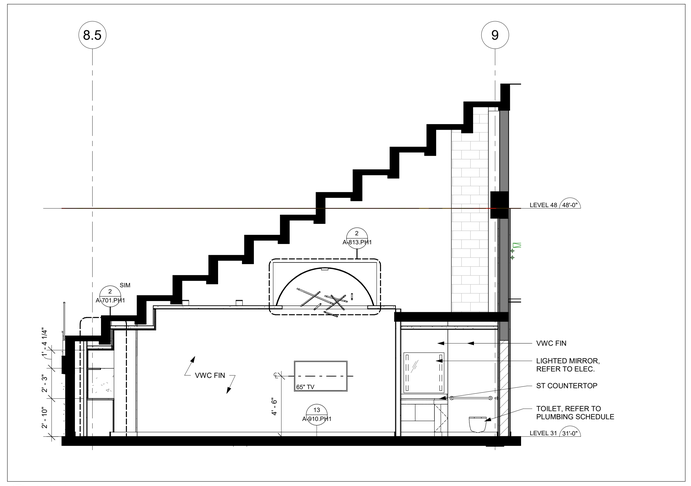

4 SECTION - PRIVATE LOUNGE 1 - WEST
1/4" = 1'-0"

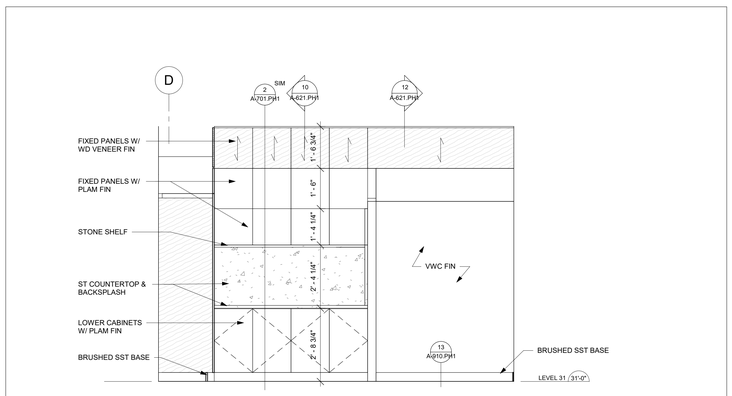

11 ELEVATION - PRIVATE LOUNGE 3 - SOUTH
1/2" = 1'-0"

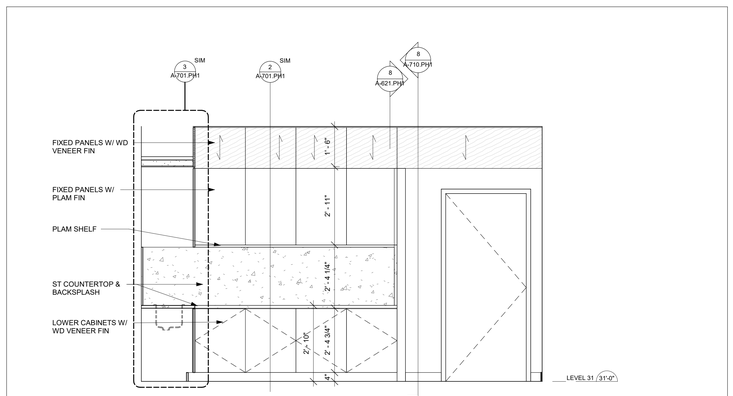

7 ELEVATION - PRIVATE LOUNGE 2 - SOUTH
1/2" = 1'-0"

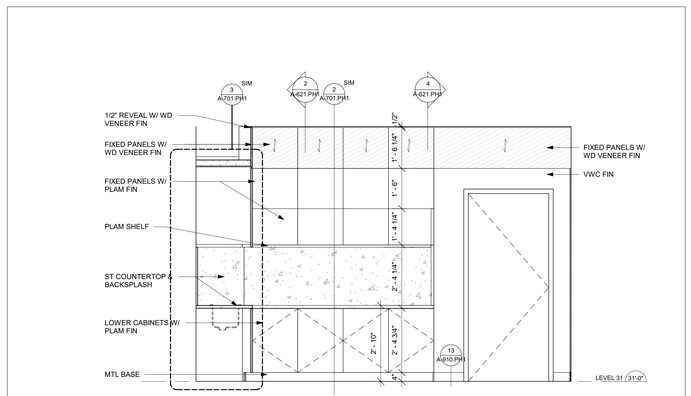

3 ELEVATION - PRIVATE LOUNGE 1 - SOUTH
1/2" = 1'-0"

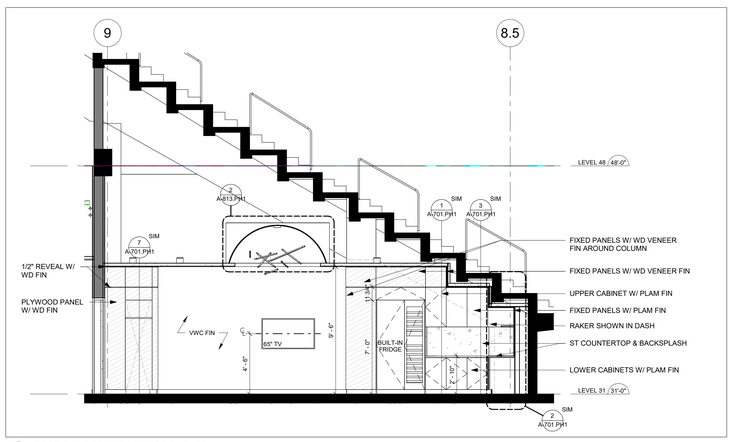

10 SECTION - PRIVATE LOUNGE 3 - EAST
1/4" = 1'-0"

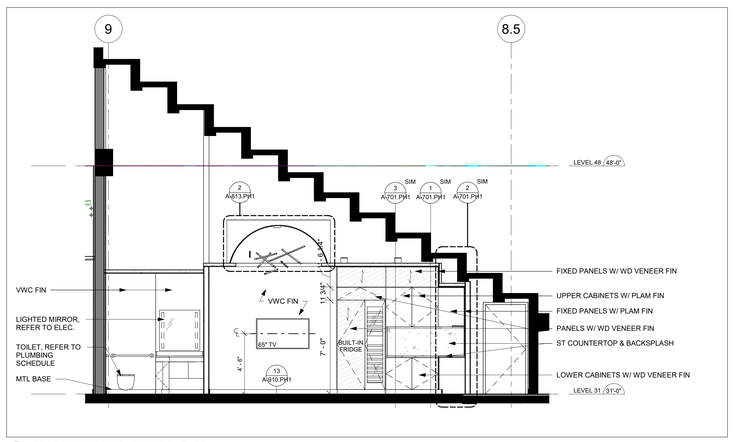

6 SECTION - PRIVATE LOUNGE 2 - EAST
1/4" = 1'-0"

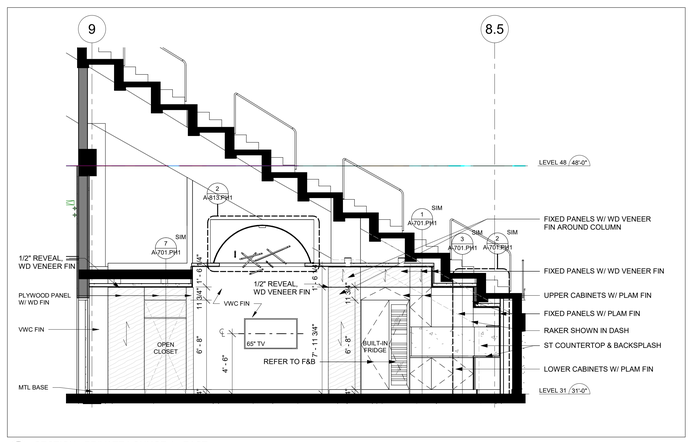

2 SECTION - PRIVATE LOUNGE 1 - EAST
1/4" = 1'-0"

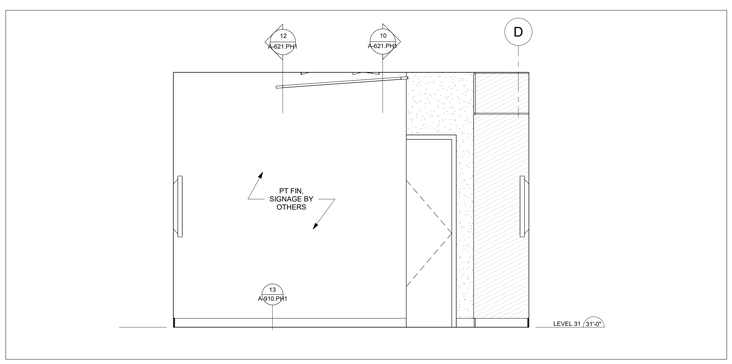

9 ELEVATION - PRIVATE LOUNGE 3 - NORTH
1/2" = 1'-0"

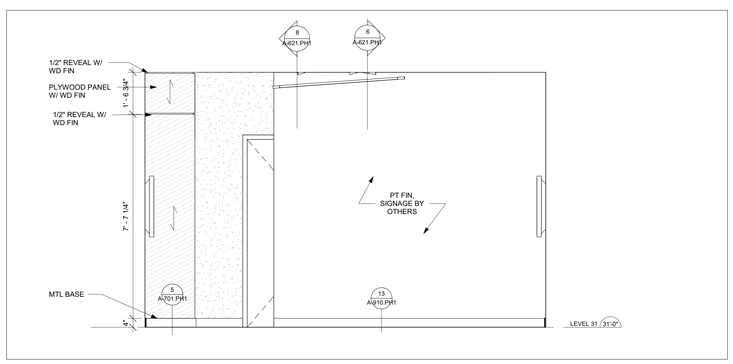

5 ELEVATION - PRIVATE LOUNGE 2 - NORTH
1/2" = 1'-0"

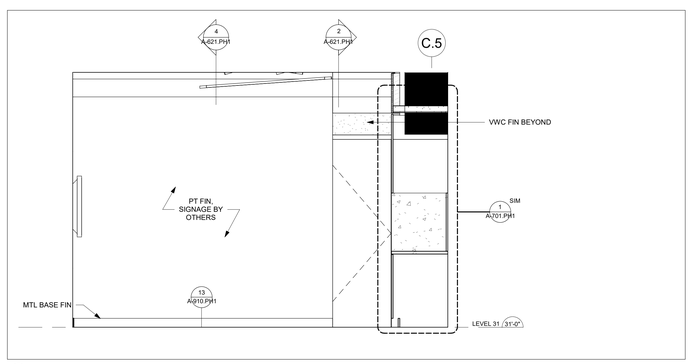

1 ELEVATION - PRIVATE LOUNGE 1 - NORTH
1/2" = 1'-0"

XL CENTER
CAPITAL REGION DEVELOPMENT AUTHORITY

SCI ARCHITECTS
469 SEVENTH AVE, SUITE 900
NEW YORK, NY 10018
(646) 658-7410

me engineers
29 W 38th STREET, 5th FLOOR
NEW YORK, NY 10018
(212) 447-6770

NO.	DESCRIPTION	DATE
1	PHASE 1 - ISSUED FOR 95% SD, 50% DD	12/18/2020

REVISIONS/ ISSUES

CONTRACTOR SHALL CHECK AND VERIFY ALL DIMENSIONS AND REPORT ANY OMISSIONS OR DISCREPANCIES TO THE ARCHITECT BEFORE CONSTRUCTION OF THE WORK.
DO NOT SCALE THE DRAWINGS

SEAL

DRAWN AS
DATE 2016-09-02
CHECKED Checker
DATE PLOTTED 2020-12-18 3:08:29 PM

1 CIVIC CENTER PLAZA
HARTFORD, CT

DWG. TITLE
SECTIONS & ELEVATIONS

SCALE As indicated
PROJ. NO. 1605
DWG. NO. A-621.PH1

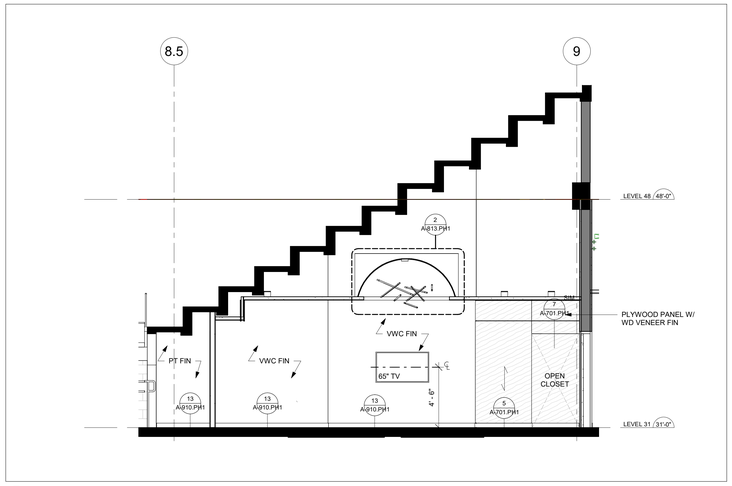

12 SECTION - PRIVATE LOUNGE 6 - WEST
1/4" = 1'-0"

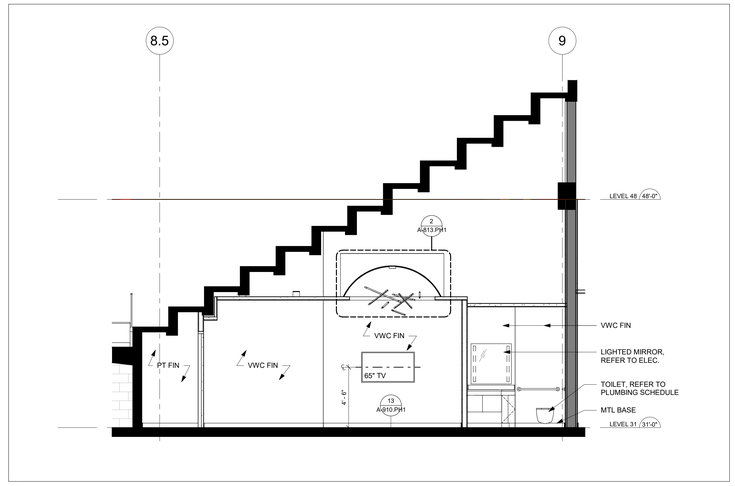

8 SECTION - PRIVATE LOUNGE 5 - WEST
1/4" = 1'-0"

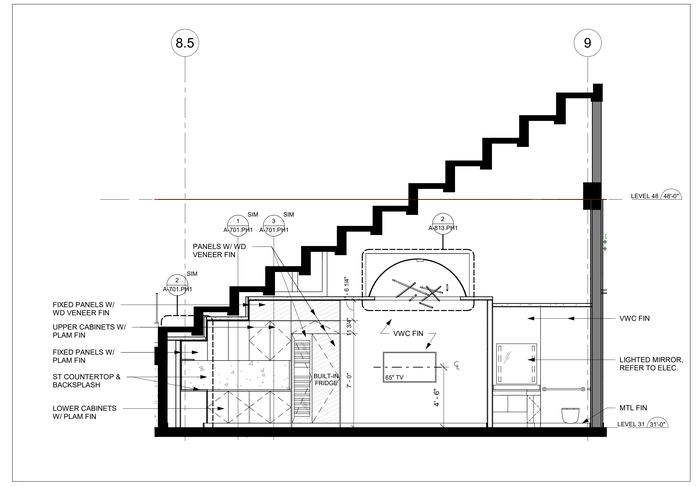

4 SECTION - PRIVATE LOUNGE 4 - WEST
1/4" = 1'-0"

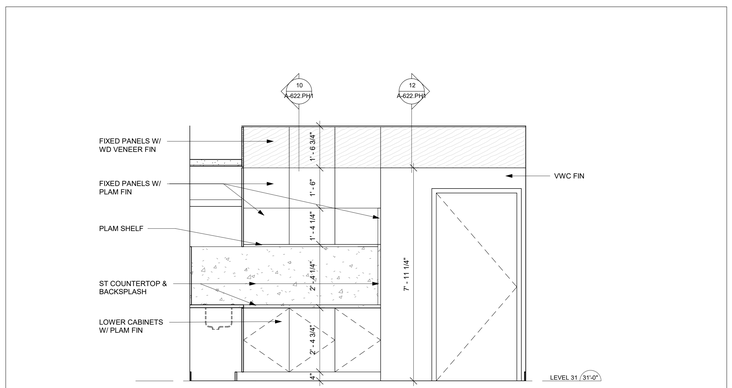

11 ELEVATION - PRIVATE LOUNGE 6 - SOUTH
1/2" = 1'-0"

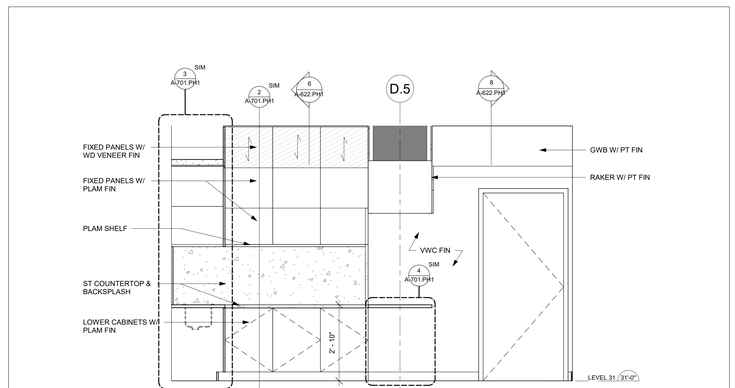

7 ELEVATION - PRIVATE LOUNGE 5 - SOUTH
1/2" = 1'-0"

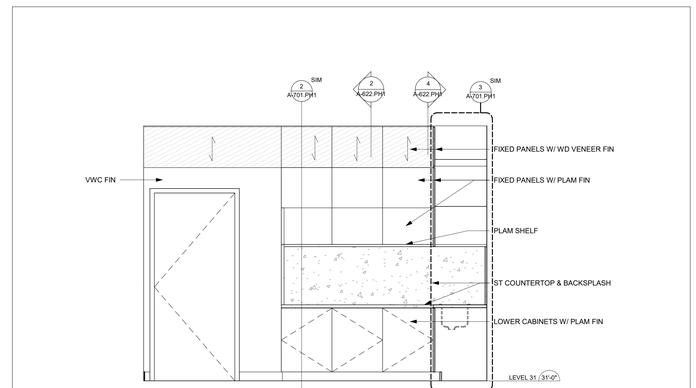

3 ELEVATION - PRIVATE LOUNGE 4 - SOUTH
1/2" = 1'-0"

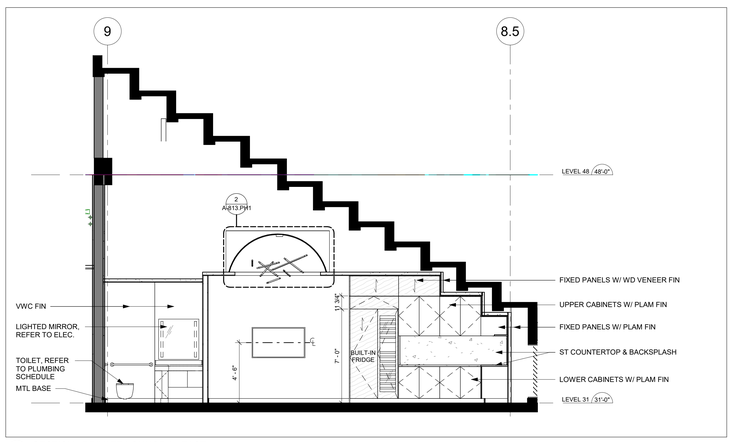

10 SECTION - PRIVATE LOUNGE 6 - EAST
1/4" = 1'-0"

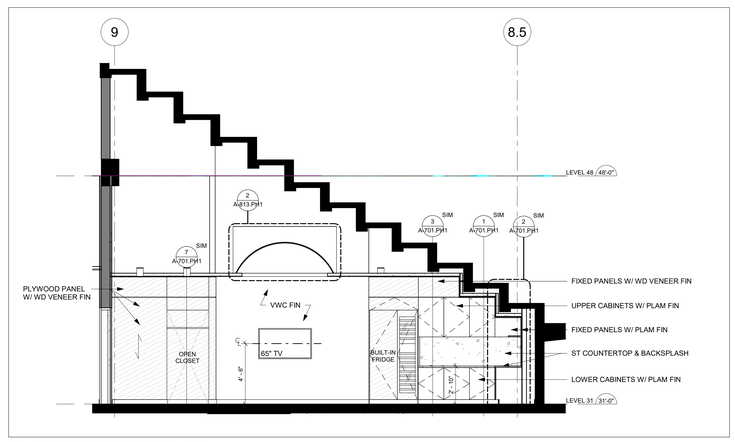

6 SECTION - PRIVATE LOUNGE 5 - EAST
1/4" = 1'-0"

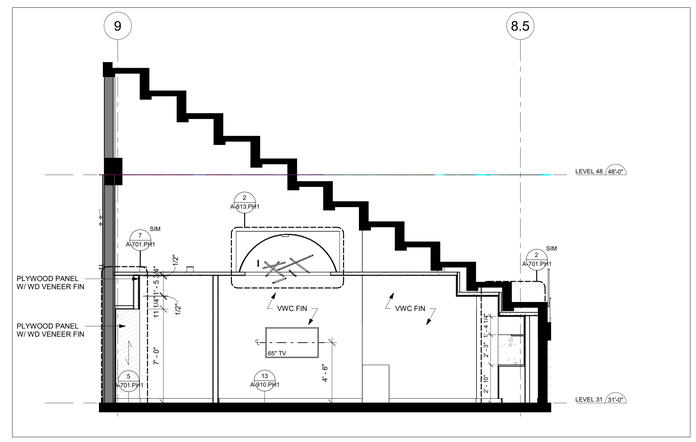

2 SECTION - PRIVATE LOUNGE 4 - EAST
1/4" = 1'-0"

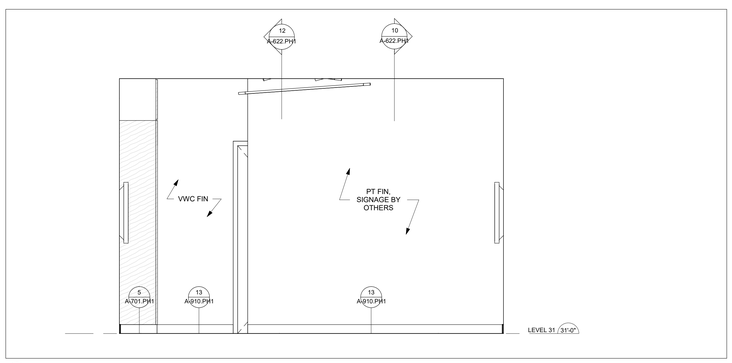

9 ELEVATION - PRIVATE LOUNGE 6 - NORTH
1/2" = 1'-0"

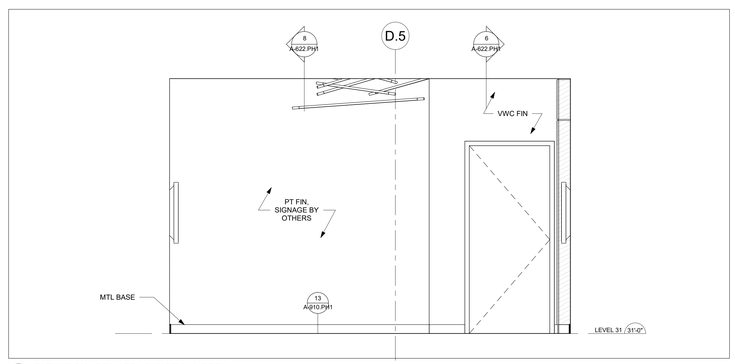

5 ELEVATION - PRIVATE LOUNGE 5 - NORTH
1/2" = 1'-0"

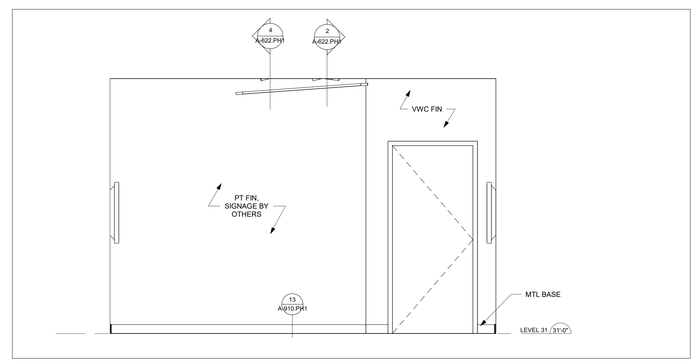

1 ELEVATION - PRIVATE LOUNGE 4 - NORTH
1/2" = 1'-0"

B C A D

XL CENTER
CAPITAL REGION DEVELOPMENT AUTHORITY

SCI ARCHITECTS
469 SEVENTH AVE, SUITE 900
NEW YORK, NY 10018
(646) 658-7410

me engineers
29 W 38th STREET, 5th FLOOR
NEW YORK, NY 10018
(212) 447-6770

NO.	DESCRIPTION	DATE
1	PHASE 1 - ISSUED FOR 95% SD, 50% DD	12/18/2020

REVISIONS/ ISSUES

CONTRACTOR SHALL CHECK AND VERIFY ALL DIMENSIONS AND REPORT ANY OMISSIONS OR DISCREPANCIES TO THE ARCHITECT BEFORE CONSTRUCTION OF THE WORK.
DO NOT SCALE THE DRAWINGS

SEAL

DRAWN AS
DATE 10/09/20
CHECKED Checker
DATE PLOTTED 2020-12-18 3:08:41 PM

1 CIVIC CENTER PLAZA
HARTFORD, CT

DWG. TITLE
SECTIONS & ELEVATIONS

SCALE As indicated
PROJ. NO. 1605
DWG. NO. A-622.PH1

NOTES:

1. INTERIOR OF ALL CABINETS SHALL BE MELAMINE FINISH U.N.O
2. ALL EXPOSED HARDWARE SHALL BE BRUSHED NICKEL FINISH
3. REFER TO FINISH SCHEDULES FOR ALL FINISHES
4. REFER TO SPECIFICATION FOR ALL HARDWARE REQUIREMENTS
5. ALL AREAS WITH FOODSERVICE EQUIPMENT TO HAVE UNDERSIDE OF ALL STONE SUBSTRATE SEALED WITH MELAMINE, FRP OR EQUAL. NO EXPOSED WOOD ALLOWED.
6. MILLWORK ACCESS PANELS TO BE PROVIDED AND CO-ORDINATED, AS REQUIRED WITH FOODSERVICE EQUIPMENT & MEP DRAWINGS.

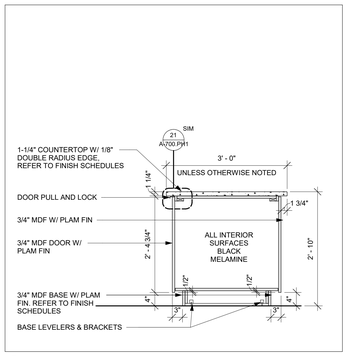

20 MILLWORK SECTION - TYP. ISLAND BUFFET
3/4" = 1'-0"

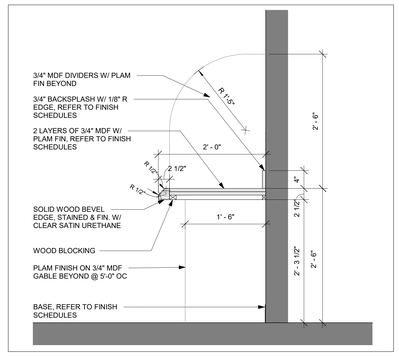

16 MILLWORK SECTION - TYP. DESK
1" = 1'-0"

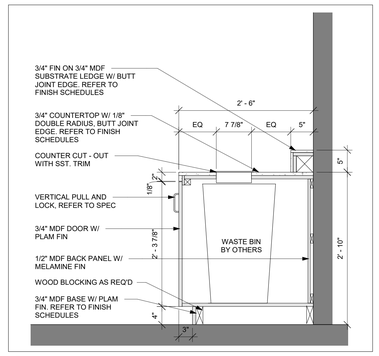

12 MILLWORK SECTION - TYP. WASTE MANAGEMENT CABINET W/ LEDGE
1" = 1'-0"

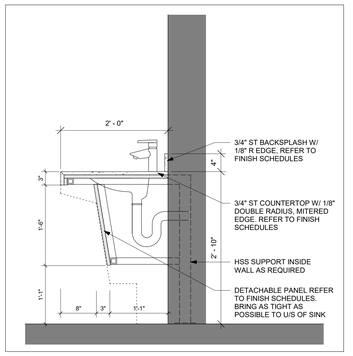

8 MILLWORK SECTION - TYP. ACCESSIBLE VANITY W/ BACKSPLASH
1" = 1'-0"

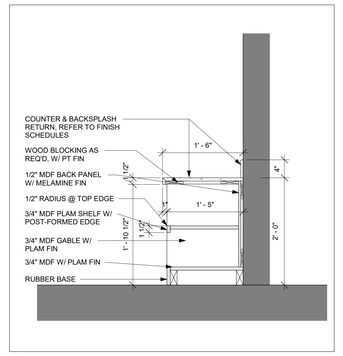

4 MILLWORK SECTION - BASE CABINET - TODDLERS
1" = 1'-0"

19 MILLWORK SECTION - TYP. BASE CABINET W/ ADJ. SHELVES
1" = 1'-0"

15 MILLWORK SECTION - TYP. BASE CABINET W/ TOP DRAWER
1" = 1'-0"

11 MILLWORK SECTION - TYP. KITCHEN BASE CABINET @ SINK
1" = 1'-0"

7 MILLWORK SECTION - TYP. BASE CABINET 3 DRAWERS
1" = 1'-0"

3 MILLWORK SECTION - TYP. UPPER CABINET W/ LIGHT VALANCE
1" = 1'-0"

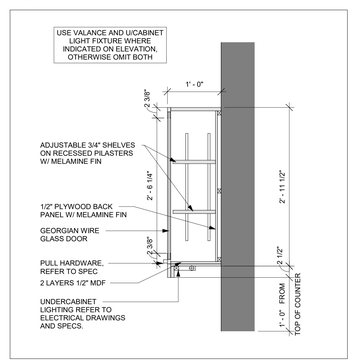

18 MILLWORK SECTION - TYP. UPPER CABINET W/ GLASS DOOR
1" = 1'-0"

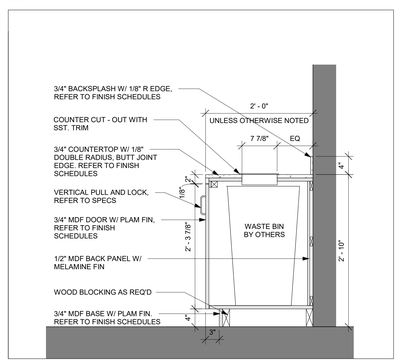

14 MILLWORK SECTION - TYP. BASE CABINET W/ WASTE MANAGEMENT COMPARTMENT
1" = 1'-0"

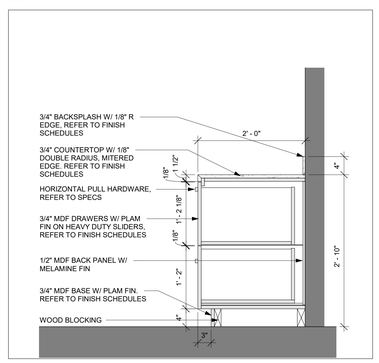

10 MILLWORK SECTION - TYP. BASE CABINET W/ 2 DRAWERS
1" = 1'-0"

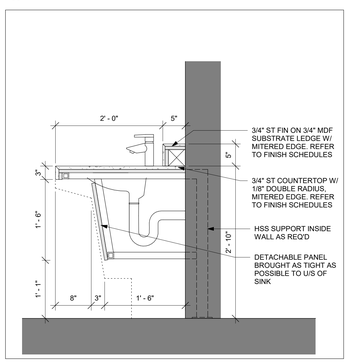

6 MILLWORK SECTION - TYP. ACCESSIBLE VANITY W/ INTEGRATED SHELF
1" = 1'-0"

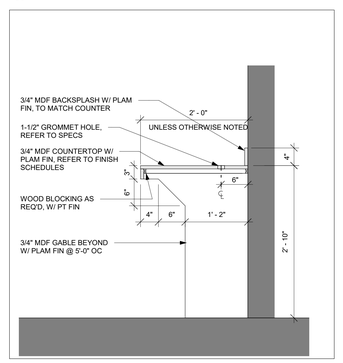

2 MILLWORK SECTION - TYP. DESK/ WORKING SURFACE
1" = 1'-0"

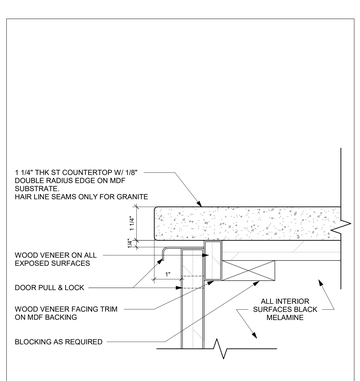

21 MILLWORK SECTION - TYPICAL COUNTERTOP EDGE
6" = 1'-0"

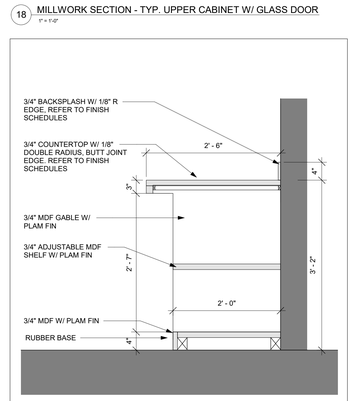

17 MILLWORK SECTION - WORK BENCH
1" = 1'-0"

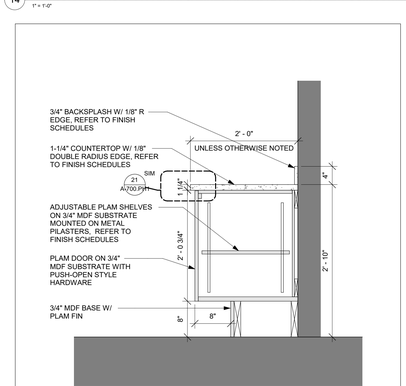

13 MILLWORK SECTION - TYP. CREDENZA
1" = 1'-0"

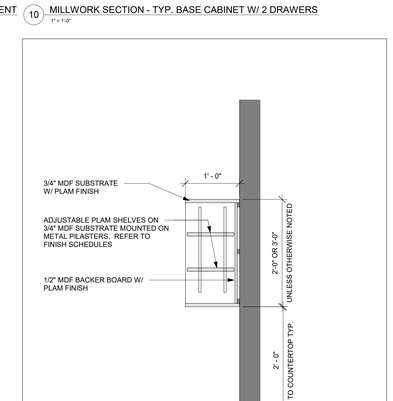

9 MILLWORK SECTION - TYP. FLOATING UPPER CABINET W/ ADJ. SHELF
1" = 1'-0"

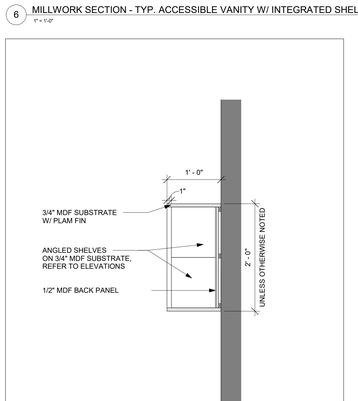

5 MILLWORK SECTION - TYP. CLEAN TOWELS FLOATING UPPER CABINET
1" = 1'-0"

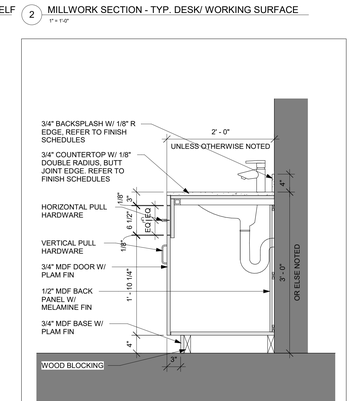

1 MILLWORK SECTION - TYP. VANITY BASE CABINET
1" = 1'-0"

B C A D

XL CENTER
CAPITAL REGION DEVELOPMENT AUTHORITY

SCI ARCHITECTS
469 SEVENTH AVE, SUITE 900
NEW YORK, NY 10018
(646) 658-7410

me engineers
29 W 38th STREET, 5th FLOOR
NEW YORK, NY 10018
(212) 447-6770

NO	DESCRIPTION	DATE
1	PHASE 1 - ISSUED FOR 95% SD, 50% DD	12/18/2020

REVISIONS/ ISSUES

CONTRACTOR SHALL CHECK AND VERIFY ALL DIMENSIONS AND REPORT ANY OMISSIONS OR DISCREPANCIES TO THE ARCHITECT BEFORE PROCEEDING WITH THE WORK
DO NOT SCALE THE DRAWINGS

SEAL

DRAWN
DATE 2020-10-30
CHECKED
DATE PLOTTED 2020-12-18 3:08:49 PM

1 CIVIC CENTER PLAZA
HARTFORD, CT

DWG. TITLE
TYPICAL MILLWORK DETAILS

SCALE As indicated
DWG. NO. A-700.PH1
PROJ. NO. 1605

NOTES:

1. INTERIOR OF ALL CABINETS SHALL BE MELAMINE FINISH U.N.O
2. ALL EXPOSED HARDWARE SHALL BE BRUSHED NICKEL FINISH
3. REFER TO FINISH SCHEDULES FOR ALL FINISHES
4. REFER TO SPECIFICATION FOR ALL HARDWARE REQUIREMENTS
5. ALL AREAS WITH FOODSERVICE EQUIPMENT TO HAVE UNDERSIDE OF ALL STONE SUBSTRATE SEALED WITH MELAMINE, FRP OR EQUAL. NO EXPOSED WOOD ALLOWED.
6. MILLWORK ACCESS PANELS TO BE PROVIDED AND CO-ORDINATED, AS REQUIRED WITH FOODSERVICE EQUIPMENT & MEP DRAWINGS.

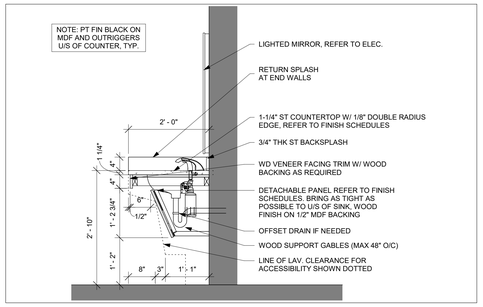

14 SECTION DETAIL - ACCESSIBLE VANITY @ SINK
3/4" = 1'-0"

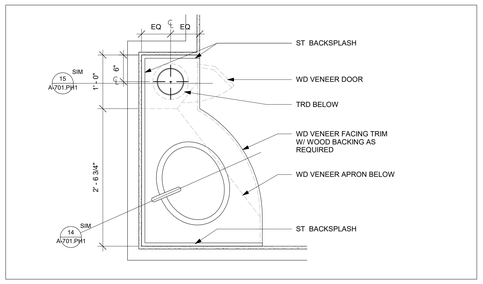

13 PLAN DETAIL - RR SINK
1" = 1'-0"

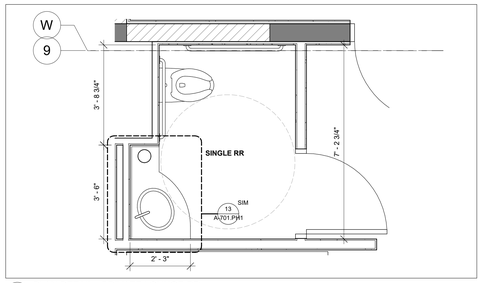

12 PLAN DETAIL - PRIVATE LOUNGE RR
1/2" = 1'-0"

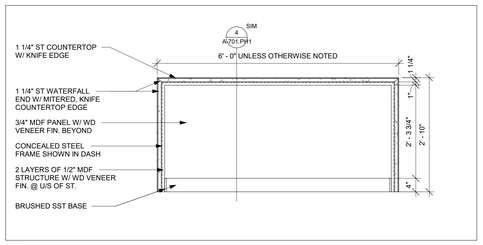

11 MILLWORK ELEVATION - TYPICAL PRIVATE LOUNGE ISLAND @ BACK
3/4" = 1'-0"

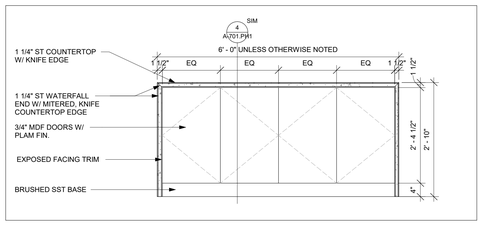

10 MILLWORK ELEVATION - TYPICAL PRIVATE LOUNGE ISLAND @ FRONT
3/4" = 1'-0"

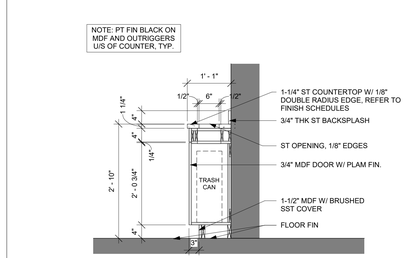

15 SECTION DETAIL - ACCESSIBLE VANITY @ TRASH CAN
3/4" = 1'-0"

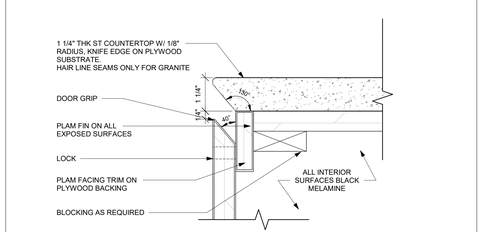

9 MILLWORK SECTION - KNIFE EDGE COUNTERTOP
6" = 1'-0"

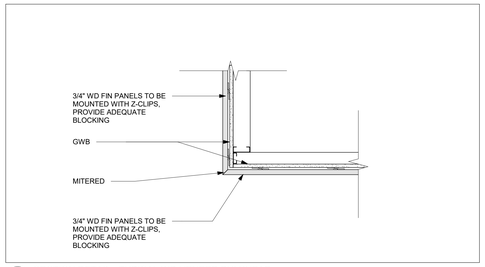

8 SECTION DETAIL - TYPICAL WD VENEER BULKHEAD
1 1/2" = 1'-0"

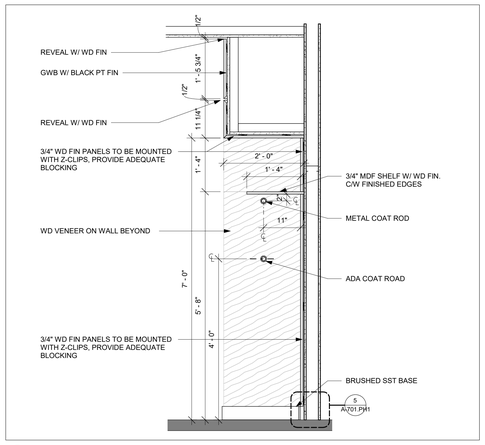

7 SECTION DETAIL - TYPICAL CLOSET
3/4" = 1'-0"

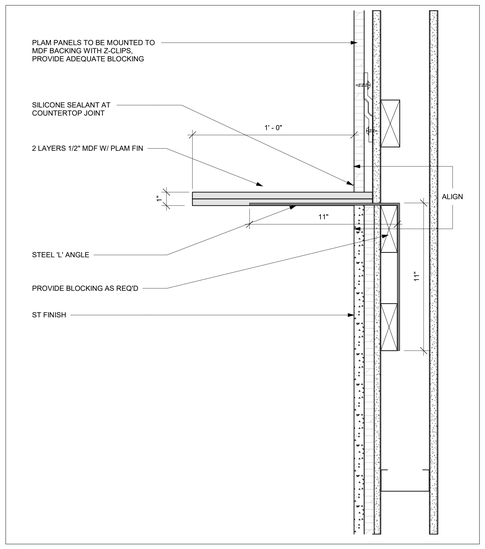

6 SECTION DETAIL - STONE SHELF
3" = 1'-0"

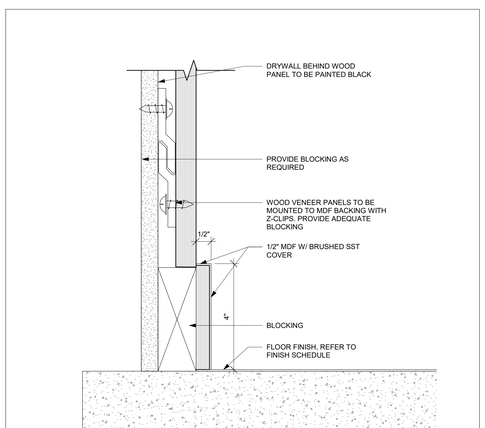

5 MILLWORK SECTION - TYPICAL MTL BASE @ WOOD PANELS
6" = 1'-0"

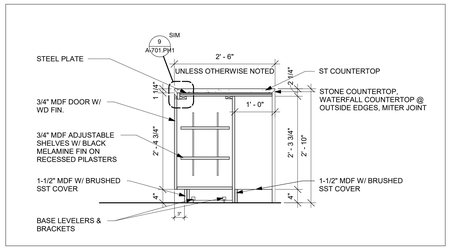

4 MILLWORK SECTION - TYPICAL PRIVATE LOUNGE ISLAND
3/4" = 1'-0"

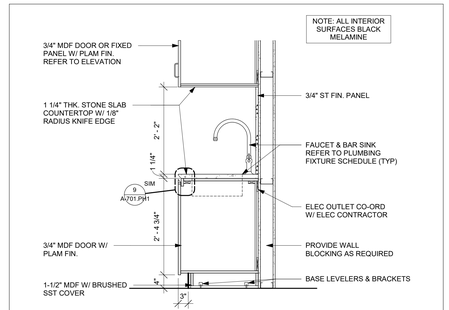

3 MILLWORK SECTION - TYPICAL PRIVATE LOUNGE BAR SINK
3/4" = 1'-0"

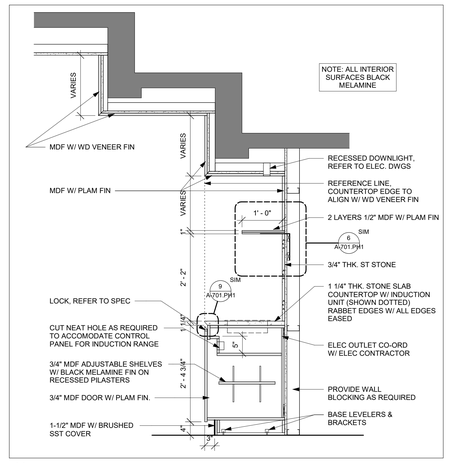

2 MILLWORK SECTION - TYPICAL PRIVATE LOUNGE BUFFET
3/4" = 1'-0"

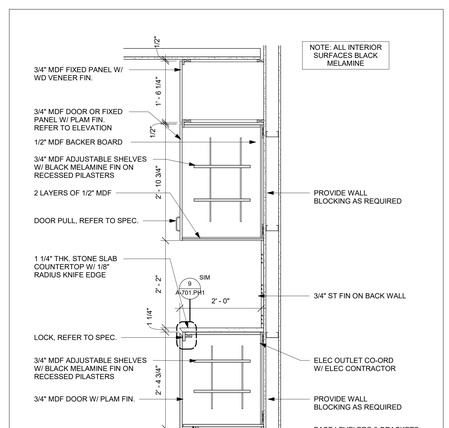

1 MILLWORK SECTION - TYPICAL PRIVATE LOUNGE KITCHENETTE
3/4" = 1'-0"

XL CENTER
CAPITAL REGION DEVELOPMENT AUTHORITY

SCI ARCHITECTS
469 SEVENTH AVE, SUITE 900
NEW YORK, NY 10018
(646) 658-7410

me engineers
29 W 38th STREET, 5th FLOOR
NEW YORK, NY 10018
(212) 447-6770

NO.	DESCRIPTION	DATE
1	PHASE 1 - ISSUED FOR 95% SD, 50% DD	12/18/2020

REVISIONS/ ISSUES

CONTRACTOR SHALL CHECK AND VERIFY ALL DIMENSIONS AND REPORT ANY OMISSIONS OR DISCREPANCIES TO THE ARCHITECT BEFORE PROCEEDING WITH THE WORK. DO NOT SCALE THE DRAWINGS

SEAL

DRAWN	AS
DATE	2016-09-02
CHECKED	Checker
DATE PLOTTED	2020-12-18 3:08:57 PM

1 CIVIC CENTER PLAZA
HARTFORD, CT

DWG. TITLE
PRIVATE LOUNGE MILLWORK DETAILS

SCALE	DWG. NO.
As indicated	A-701.PH1
PROJ. NO. 1605	

NOTES:

1. INTERIOR OF ALL CABINETS SHALL BE MELAMINE FINISH U.N.O
2. ALL EXPOSED HARDWARE SHALL BE BRUSHED NICKEL FINISH
3. REFER TO FINISH SCHEDULE FOR ALL FINISHES
4. REFER TO SPECIFICATION FOR ALL HARDWARE REQUIREMENTS
5. ALL AREAS WITH FOODSERVICE EQUIPMENT TO HAVE UNDERSIDE OF ALL STONE SUBSTRATE SEALED WITH MELAMINE, FRP OR EQUAL. NO EXPOSED WOOD ALLOWED.
6. MILLWORK ACCESS PANELS TO BE PROVIDED AND CO-ORDINATED, AS REQUIRED WITH FOODSERVICE EQUIPMENT & MEP DRAWINGS.

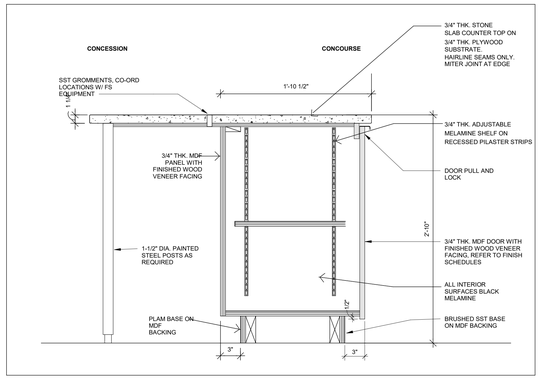

21 SECTION - CONCESSION FRONT COUNTER W/ CABINET
1-1/2" = 1'-0"

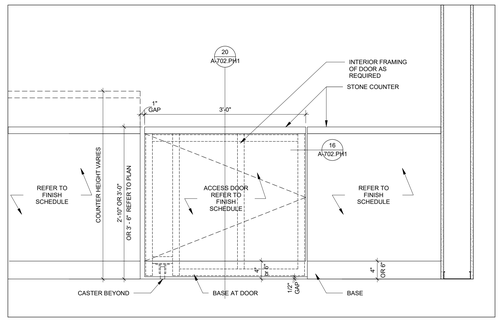

17 ELEVATION - CONCESSION & BAR DOOR
1" = 1'-0"

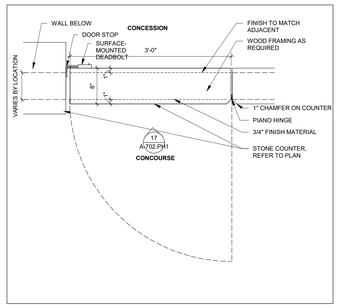

16 PLAN DETAIL - CONCESSION & BAR DOOR
1" = 1'-0"

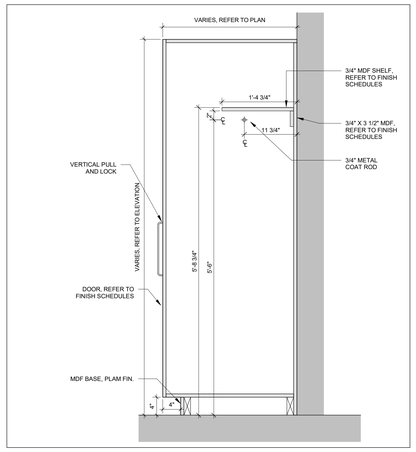

12 SECTION - COAT CLOSET W/ SHELF
1" = 1'-0"

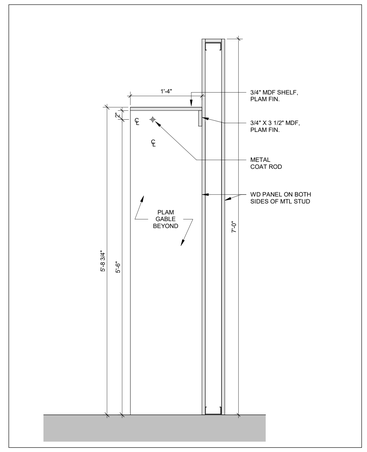

8 SECTION - COAT CLOSET SHELF W/ WALL
1" = 1'-0"

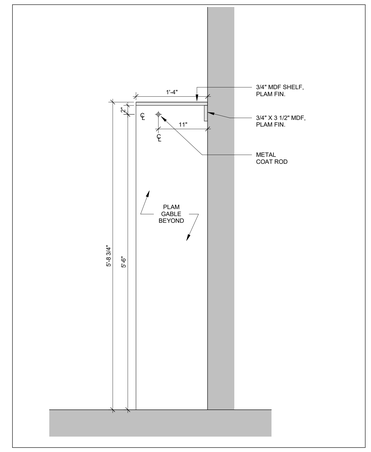

4 SECTION - COAT CLOSET SHELF
1" = 1'-0"

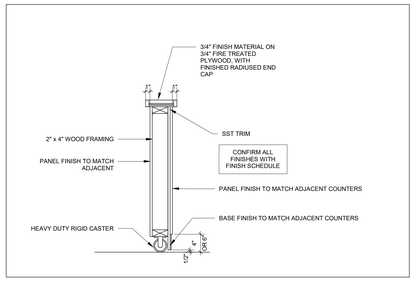

20 SECTION - CONCESSION & BAR DOOR
1" = 1'-0"

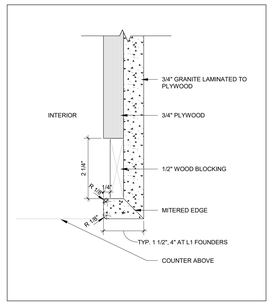

15 PLAN DETAIL- WATERFALL EDGE
6" = 1'-0"

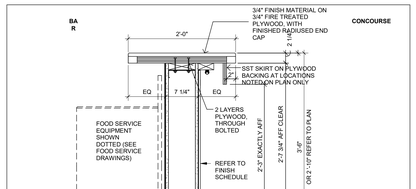

11 SECTION - BAR FRONT AT BEER PORTABLE
1" = 1'-0"

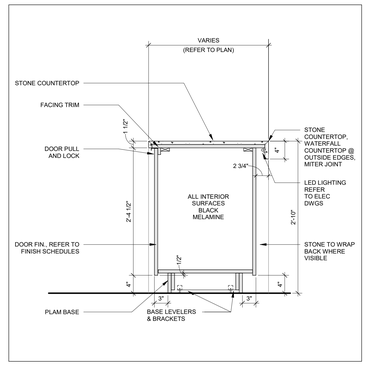

7 SECTION - TYPICAL ISLAND BUFFET W/ UNDERCOUNTER LIGHTING
1" = 1'-0"

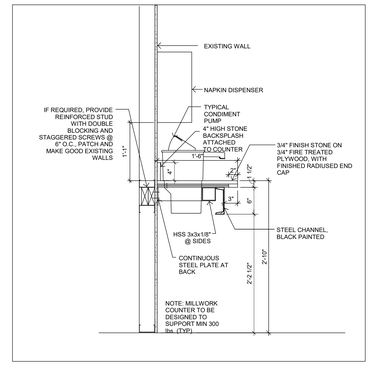

3 SECTION - TYPICAL CONDIMENT COUNTER
1" = 1'-0"

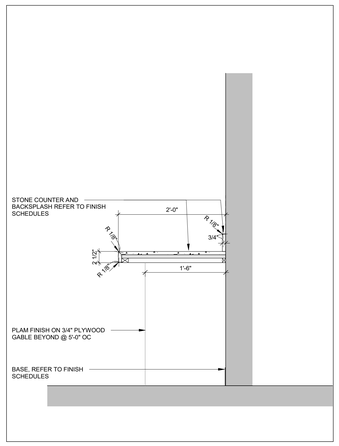

22 Desk / Buffet Surface
1" = 1'-0"

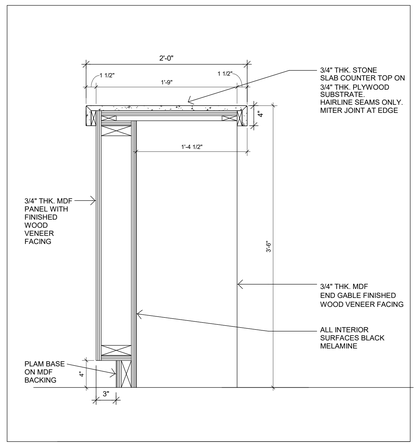

19 SECTION - TYPICAL CONCIERGE DESK BAR HEIGHT
1 1/2" = 1'-0"

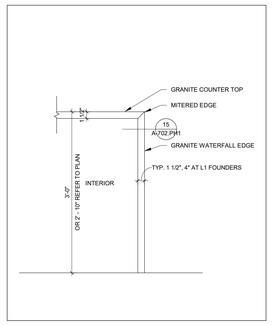

14 ELEVATION - WATERFALL EDGE
1" = 1'-0"

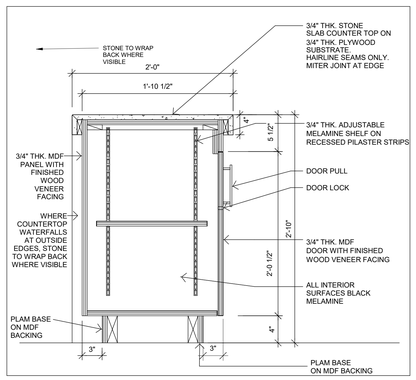

10 SECTION - TYPICAL CONCIERGE DESK
1 1/2" = 1'-0"

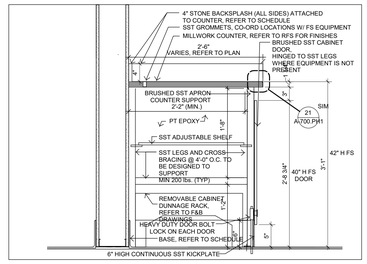

6 SECTION - BAR BACK COUNTER
1" = 1'-0"

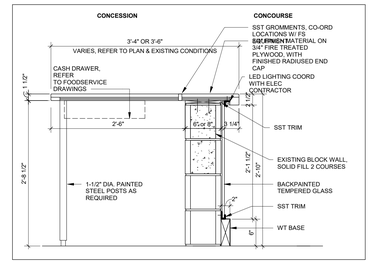

2 SECTION - CONCESSION FRONT COUNTER
1" = 1'-0"

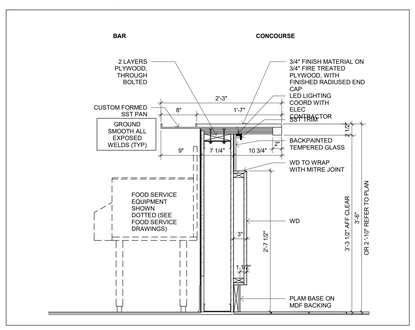

18 SECTION - CORNER BARS
1" = 1'-0"

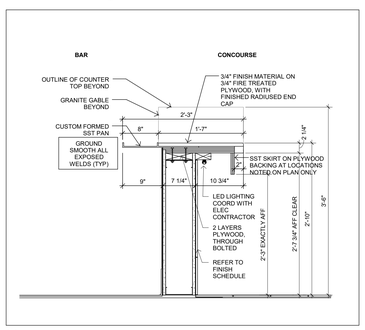

13 SECTION - 34" BAR FRONT COUNTER
1" = 1'-0"

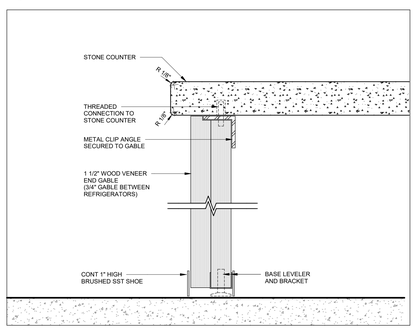

9 DETAIL - SST SHOE AT END GABLE
6" = 1'-0"

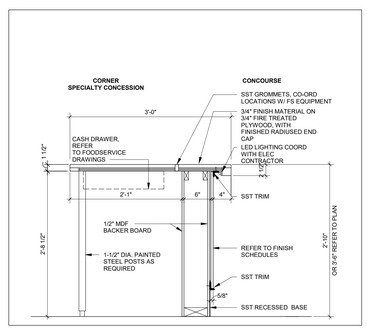

5 SECTION - CORNER CONCESSION FRONT COUNTER
1" = 1'-0"

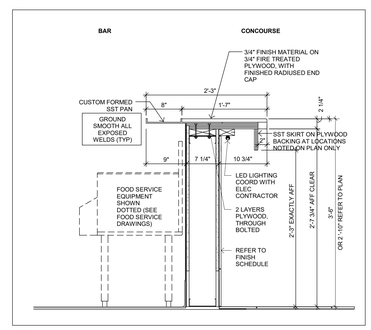

1 SECTION - BAR FRONT COUNTER
1" = 1'-0"

XL CENTER
CAPITAL REGION DEVELOPMENT AUTHORITY

SCI ARCHITECTS
469 SEVENTH AVE, SUITE 900
NEW YORK, NY 10018
(646) 658-7410

me engineers
29 W 38th STREET, 5th FLOOR
NEW YORK, NY 10018
(212) 447-6770

NO.	DESCRIPTION	DATE
1	PHASE 1 - ISSUED FOR 95% SD, 50% DD	12/18/2020

REVISIONS/ ISSUES

CONTRACTOR SHALL CHECK AND VERIFY ALL DIMENSIONS AND REPORT ANY OMISSIONS OR DISCREPANCIES TO THE ARCHITECT BEFORE PROCEEDING WITH THE WORK. DO NOT SCALE THE DRAWINGS

SEAL

DRAWN	Author
DATE	09/22/16
CHECKED	Checker
DATE PLOTTED	2020-12-18 3:09:05 PM

1 CIVIC CENTER PLAZA
HARTFORD, CT

DWG. TITLE
MILLWORK DETAILS

SCALE	DWG. NO.
As indicated	A-702.PH1
PROJ. NO. 1605	

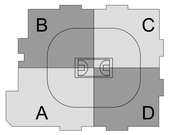

XL CENTER

CAPITAL REGION DEVELOPMENT AUTHORITY

SCI ARCHITECTS
469 SEVENTH AVE, SUITE 900
NEW YORK, NY 10018
(646) 658-7410

me engineers
29 W 38th STREET, 5th FLOOR
NEW YORK, NY 10018
(212) 447-6770

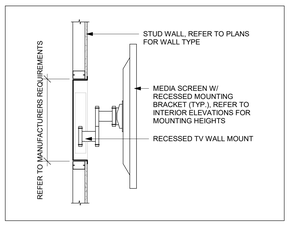

3 SECTION DETAIL - RECESSED TV MOUNT
3/4" = 1'-0"

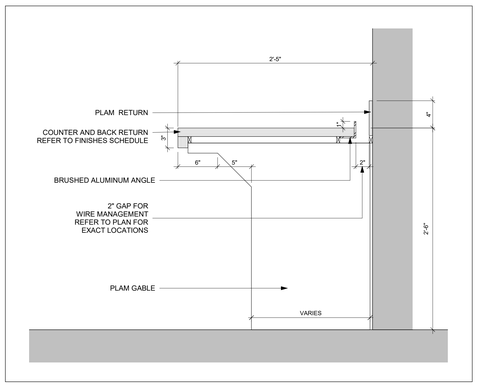

2 SECTION THROUGH MEDIA WORK DESK
1 1/2" = 1'-0"

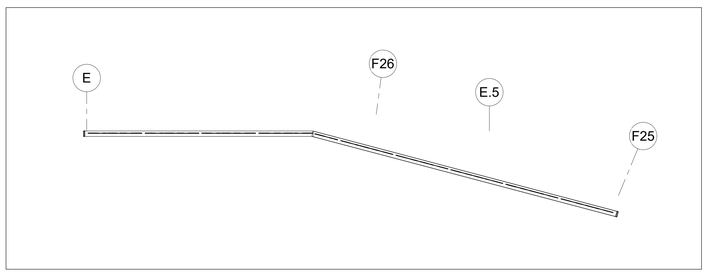

5 EVENT CLUB - QUAD-C - LASER CUT METAL PANEL PLAN DETAIL
1/4" = 1'-0"

4 EVENT CLUB - QUAD-D - LASER CUT METAL PANEL PLAN DETAIL
1/4" = 1'-0"

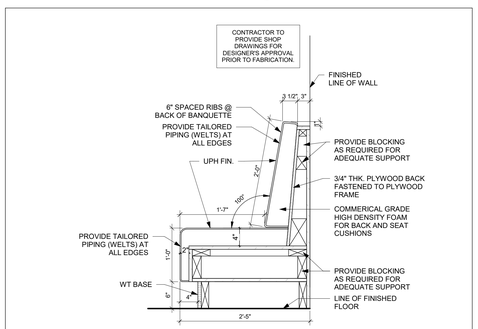

1 MILLWORK SECTION - BANQUETTE BACK
1" = 1'-0"

NO.	DESCRIPTION	DATE
1	PHASE 1 - ISSUED FOR 95% SD, 50% DD	12/18/2020

REVISIONS/ ISSUES

CONTRACTOR SHALL CHECK AND VERIFY ALL DIMENSIONS AND REPORT ANY OMISSIONS OR DISCREPANCIES TO THE ARCHITECT BEFORE PROCEEDING WITH THE WORK. DO NOT SCALE THE DRAWINGS

SEAL

DRAWN: PM
DATE: 10/06/20
CHECKED: JA
DATE PLOTTED: 2020-12-18 3:09:11 PM

1 CIVIC CENTER PLAZA
HARTFORD, CT

DWG. TITLE
MILLWORK DETAILS - EVENT LEVEL CLUB

SCALE: As indicated
DWG. NO.: A-703.PH1
PROJ. NO.: 1605

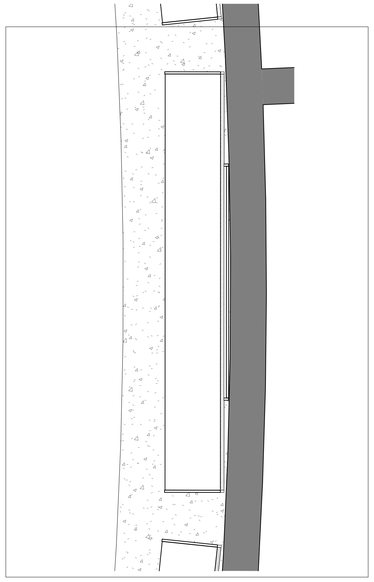

4 EVENT CLUB - BACK BAR PLAN DETAIL
1" = 1'-0"

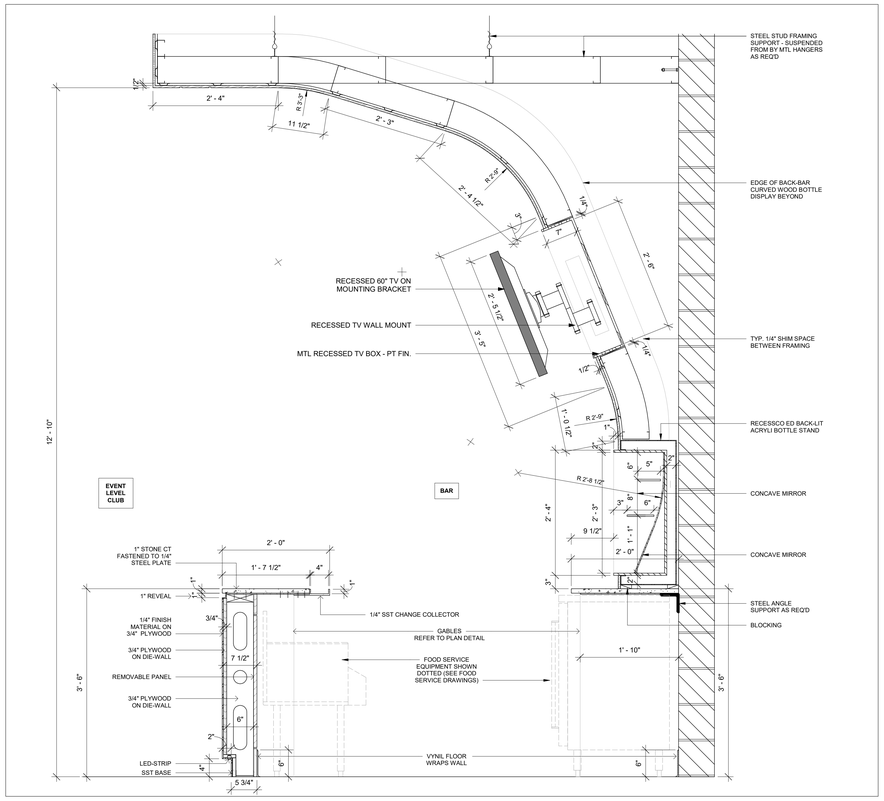

2 EVENT LEVEL CLUB BAR - SECTION DETAIL TYP.
1" = 1'-0"

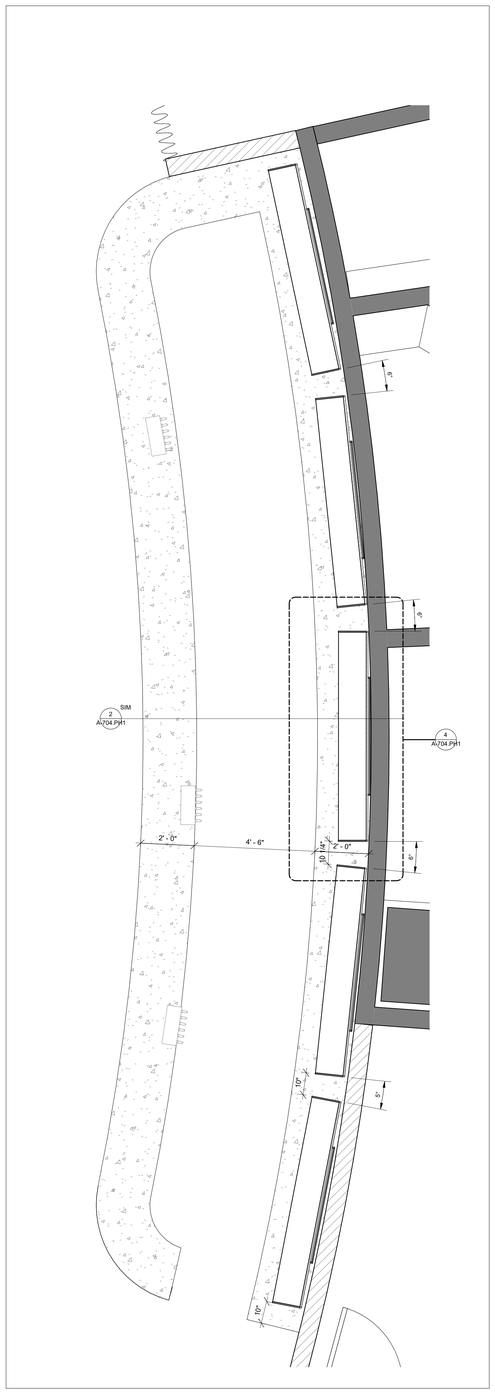

3 PLAN DETAIL - EVENT LEVEL CLUB BAR - QUAD-C
1/2" = 1'-0"

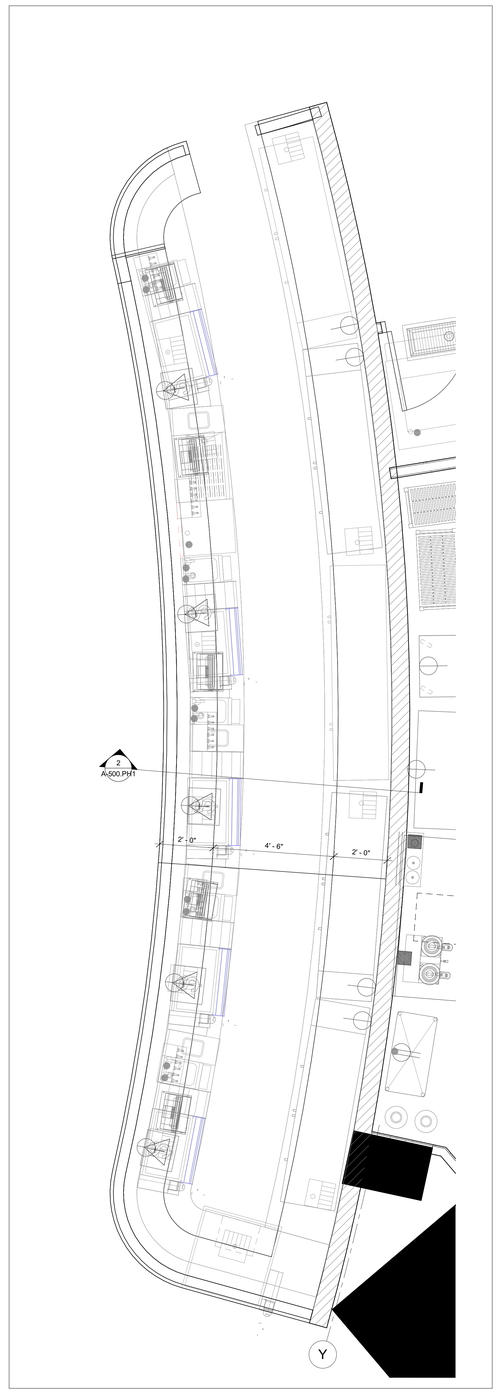

1 PLAN DETAIL - EVENT LEVEL CLUB BAR - QUAD-D
1/2" = 1'-0"

B C A D

XL CENTER

CAPITAL REGION DEVELOPMENT AUTHORITY

SCI ARCHITECTS
469 SEVENTH AVE, SUITE 900
NEW YORK, NY 10018
(646) 658-7410

me engineers
29 W 38th STREET, 5th FLOOR
NEW YORK, NY 10018
(212) 447-6770

NO.	DESCRIPTION	DATE
1	PHASE 1 - ISSUED FOR 95% SD, 50% DD	12/18/2020

REVISIONS/ ISSUES

CONTRACTOR SHALL CHECK AND VERIFY ALL DIMENSIONS AND REPORT ANY OMISSIONS OR DISCREPANCIES TO THE ARCHITECT BEFORE PROCEEDING WITH THE WORK. DO NOT SCALE THE DRAWINGS

SEAL

DRAWN	PM
DATE	09/21/16
CHECKED	JA
DATE PLOTTED	2020-12-18 3:09:18 PM

1 CIVIC CENTER PLAZA
HARTFORD, CT

DWG. TITLE
MILLWORK DETAILS - EVENT CLUB BARS

SCALE	DWG. NO.
As indicated	A-704.PH1
PROJ. NO. 1605	

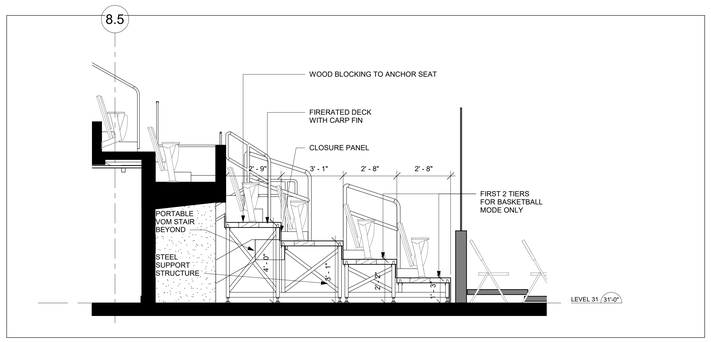

4 SECTION - PALLET RISER @ PLAYER BOX INFILL
3/8" = 1'-0"

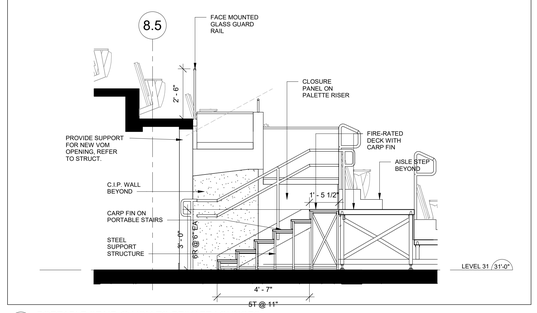

8 PORTABLE STAIR @ VOM TO PRIVATE LOUNGES
3/8" = 1'-0"

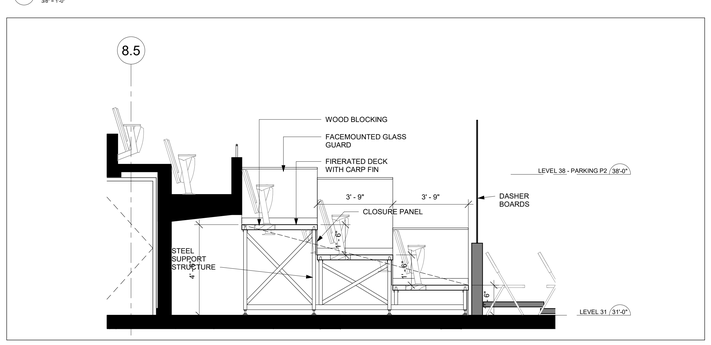

5 SECTION - PALLET RISER @ PRIVATE LOUNGES
3/8" = 1'-0"

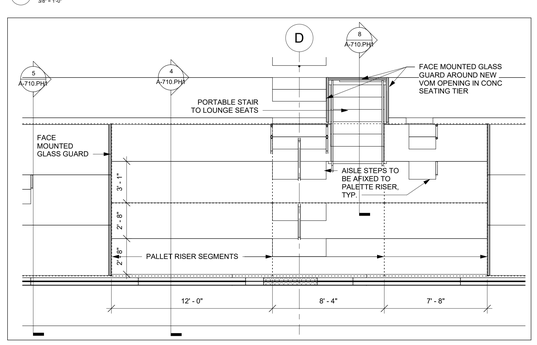

7 PLAN DETAIL - LOUNGE SEATING PALLET RISERS - BASKETBALL
1/4" = 1'-0"

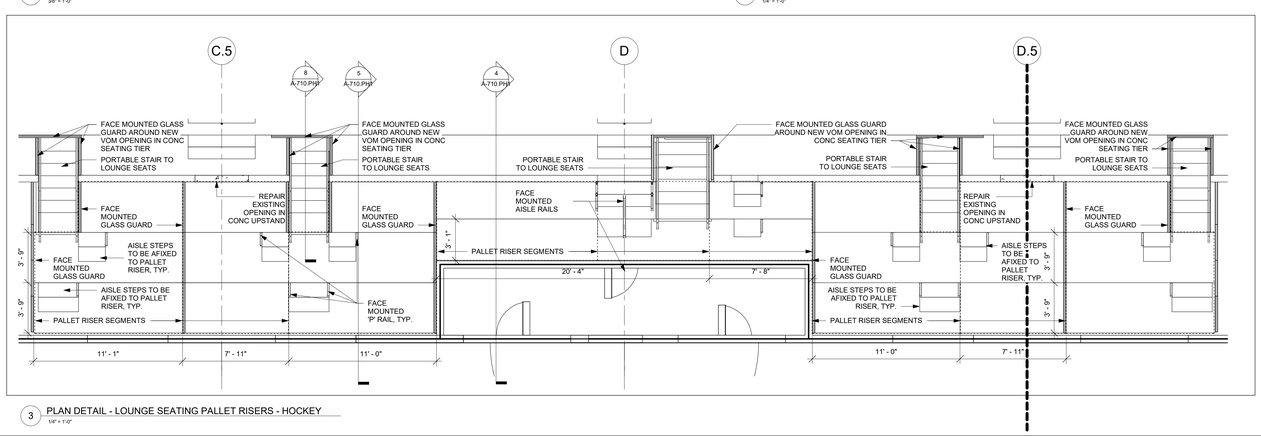

3 PLAN DETAIL - LOUNGE SEATING PALLET RISERS - HOCKEY
1/4" = 1'-0"

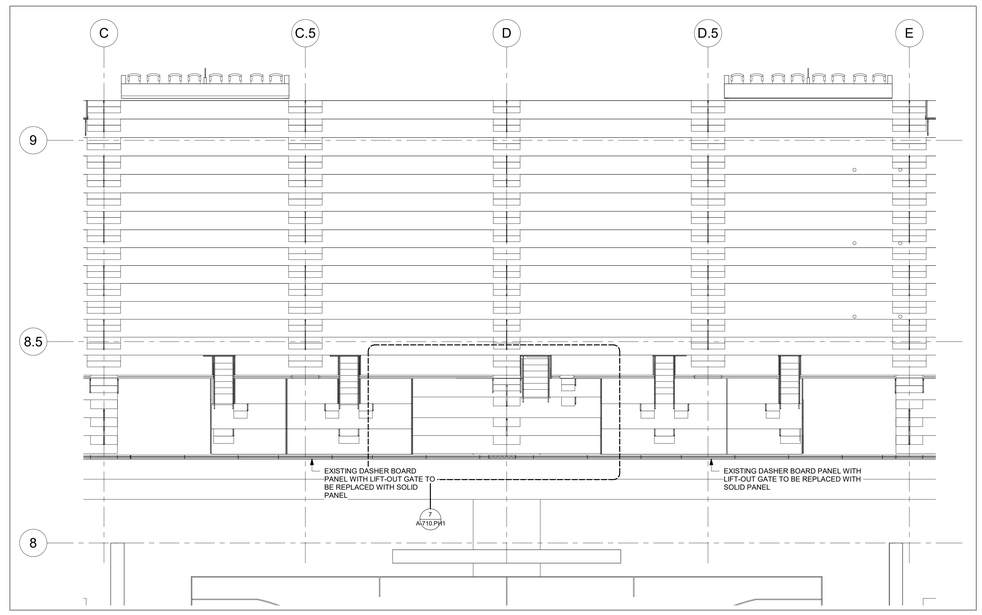

6 PARTIAL LOWER BOWL - BASKETBALL
1/8" = 1'-0"

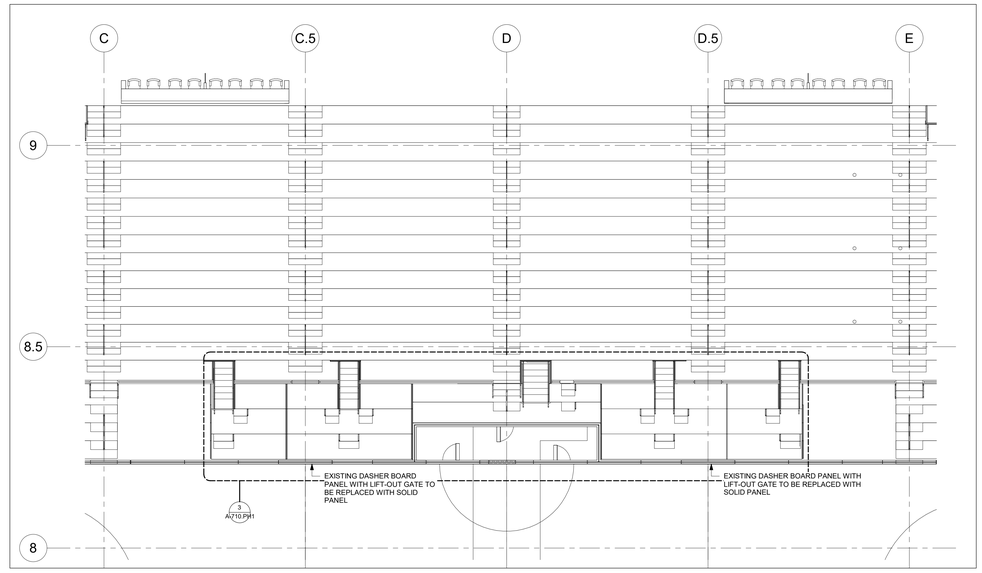

2 PARTIAL LOWER BOWL - HOCKEY
1/8" = 1'-0"

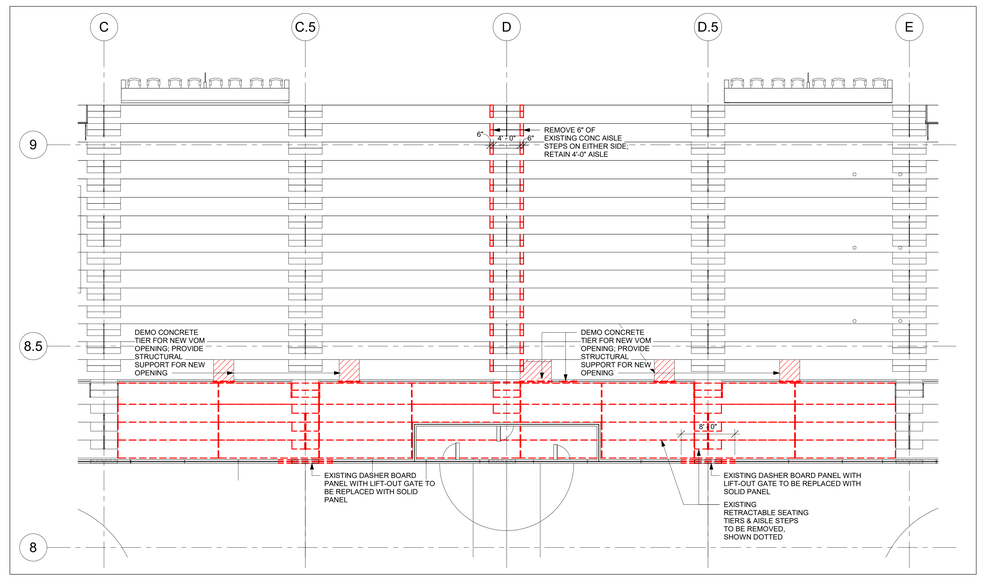

1 LOWER BOWL - SEATING HOCKEY
1/8" = 1'-0"

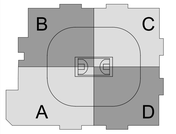

XL CENTER

CAPITAL REGION DEVELOPMENT AUTHORITY

SCI ARCHITECTS
469 SEVENTH AVE, SUITE 900
NEW YORK, NY 10018
(646) 658-7410

me engineers
29 W 38th STREET, 5th FLOOR
NEW YORK, NY 10018
(212) 447-6770

NO.	DESCRIPTION	DATE
1	PHASE 1 - ISSUED FOR 95% SD, 50% DD	12/18/2020

REVISIONS/ ISSUES

CONTRACTOR SHALL CHECK AND VERIFY ALL DIMENSIONS AND REPORT ANY OMISSIONS OR DISCREPANCIES TO THE ARCHITECT BEFORE CONSTRUCTION OF THE WORK.
DO NOT SCALE THE DRAWINGS

SEAL

DRAWN: Author
DATE: 08/21/20
CHECKED: Checker
DATE PLOTTED: 2020-12-18 3:09:44 PM

1 CIVIC CENTER PLAZA
HARTFORD, CT

DWG. TITLE
LOWER BOWL DETAIL PLAN

SCALE: As indicated
PROJ. NO.: 1605
DWG. NO.: A-710.PH1

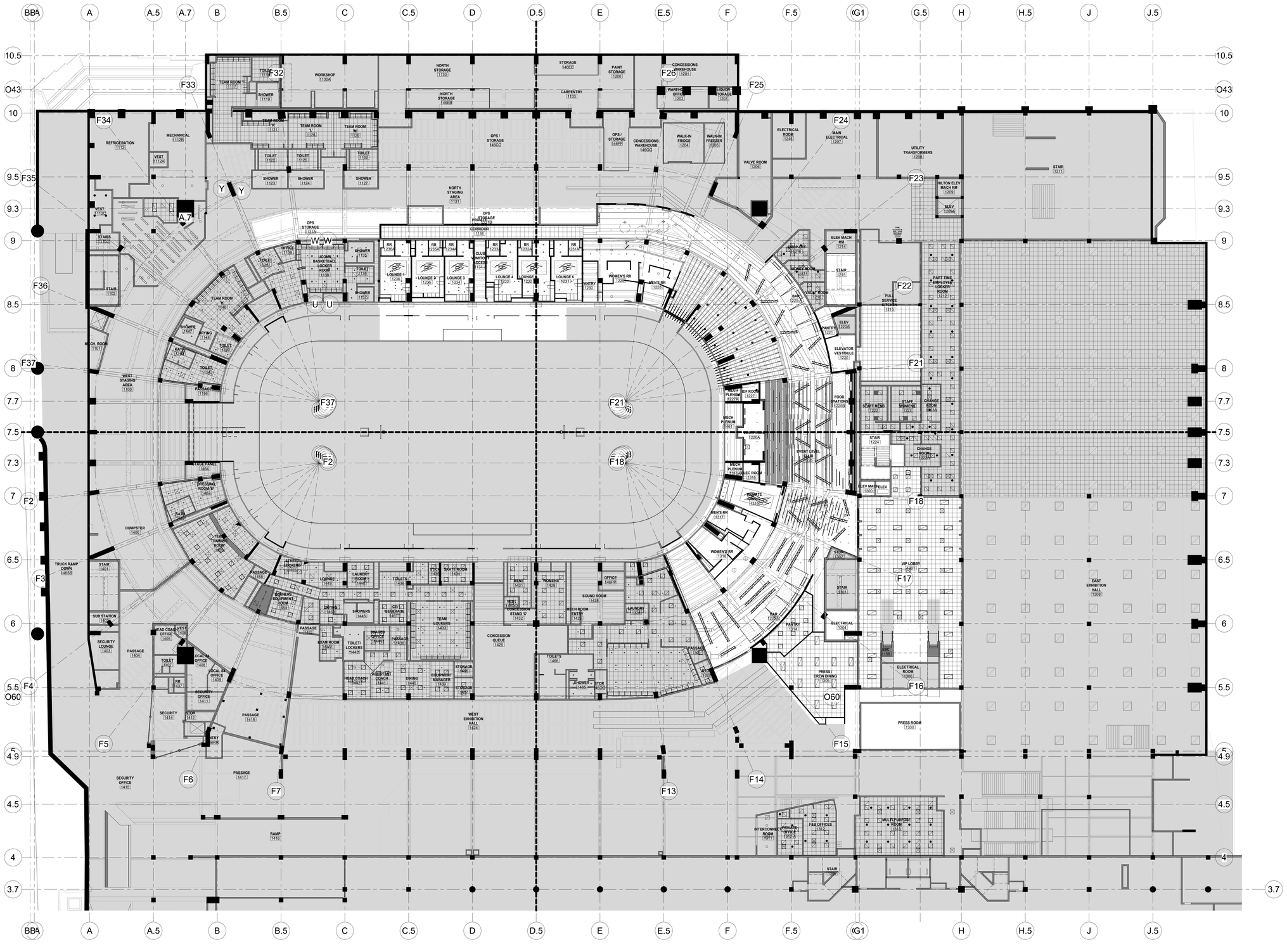

Refer to Mechanical, Electrical, Data, Security, Fire Protection drawings for all related ceiling-mounted devices

B C A D

XL CENTER

CAPITAL REGION DEVELOPMENT AUTHORITY

SCI ARCHITECTS
469 SEVENTH AVE, SUITE 900
NEW YORK, NY 10018
(646) 658-7410

me engineers
29 W 38th STREET, 5th FLOOR
NEW YORK, NY 10018
(212) 447-6770

NO.	DESCRIPTION	DATE
1	PHASE 1 - ISSUED FOR 90% SD, 50% DD	12/18/2020

REVISIONS/ ISSUES

CONTRACTOR SHALL CHECK AND VERIFY ALL DIMENSIONS AND REPORT ANY OMISSIONS OR DISCREPANCIES TO THE ARCHITECT BEFORE PROCEEDING WITH THE WORK
DO NOT SCALE THE DRAWINGS

SEAL

DRAWN: Author
DATE: 2016-09-02
CHECKED: Checker
DATE PLOTTED: 2020-12-18 3:10:16 PM

1 CIVIC CENTER PLAZA
HARTFORD, CT

DWG. TITLE
LEVEL 31 - RCP PLAN

SCALE: 1/16" = 1'-0"
PROJ. NO.: 1605
DWG. NO.: A-801.PH1

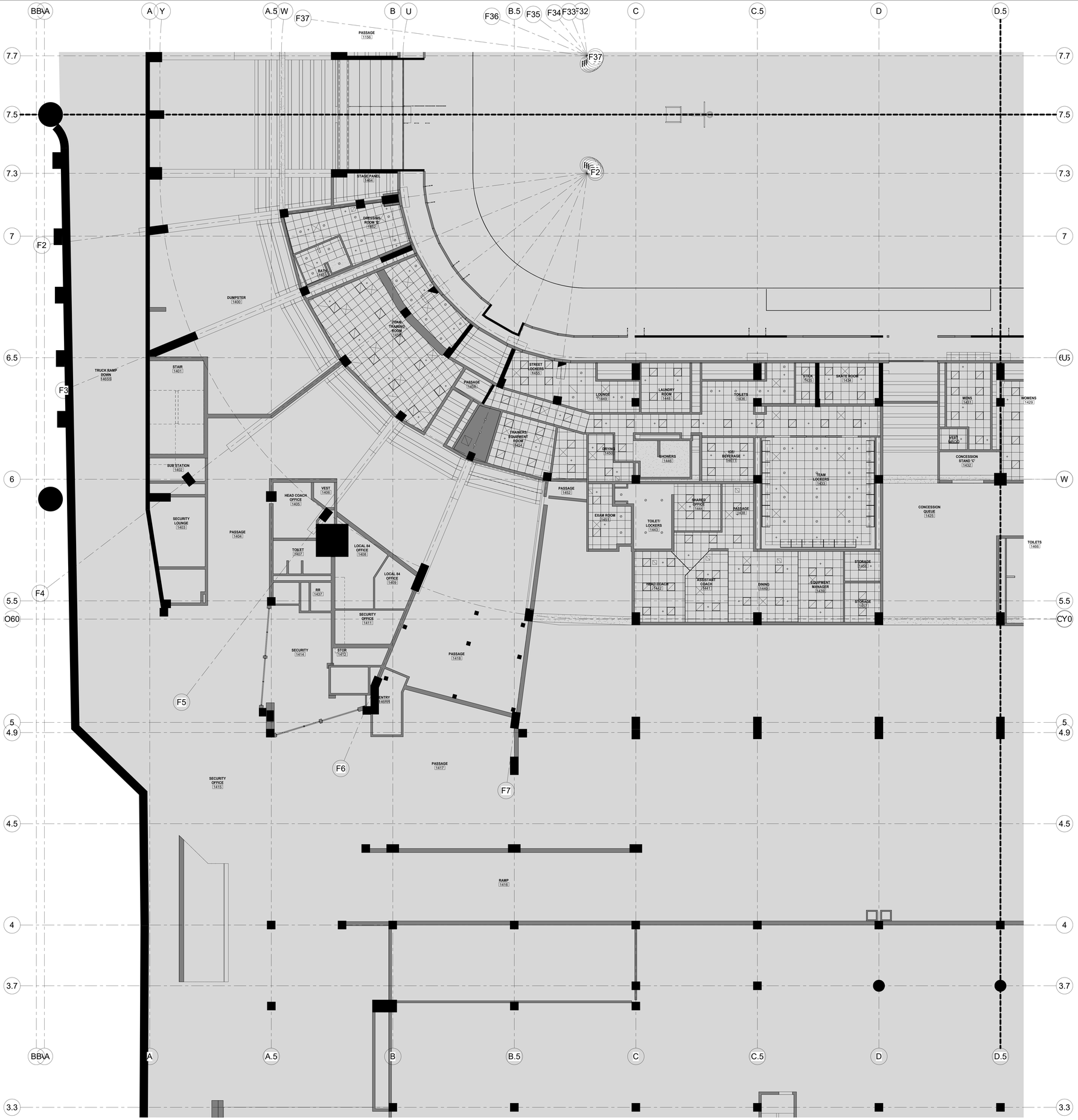

XL CENTER

CAPITAL REGION DEVELOPMENT AUTHORITY

SCI ARCHITECTS
469 SEVENTH AVE, SUITE 900
NEW YORK, NY 10018
(646) 658-7410

me engineers
29 W 38th STREET, 5th FLOOR
NEW YORK, NY 10018
(212) 447-6770

NO.	DESCRIPTION	DATE
1	PHASE 1 - ISSUED FOR 95% SD, 50% DD	12/18/2020

REVISIONS/ ISSUES

CONTRACTOR SHALL CHECK AND VERIFY ALL DIMENSIONS AND REPORT ANY OMISSIONS OR DISCREPANCIES TO THE ARCHITECT BEFORE PROCEEDING WITH THE WORK
DO NOT SCALE THE DRAWINGS

SEAL

DRAWN: SCI
DATE: 10/05/20
CHECKED: JA
DATE PLOTTED: 2020-12-18 3:10:19 PM

1 CIVIC CENTER PLAZA
HARTFORD, CT

DWG. TITLE
LEVEL 31 - RCP - QUAD A - PHASE 1

SCALE: 1/8" = 1'-0"
DWG. NO.: A-801A.PH1
PROJ. NO.: 1605

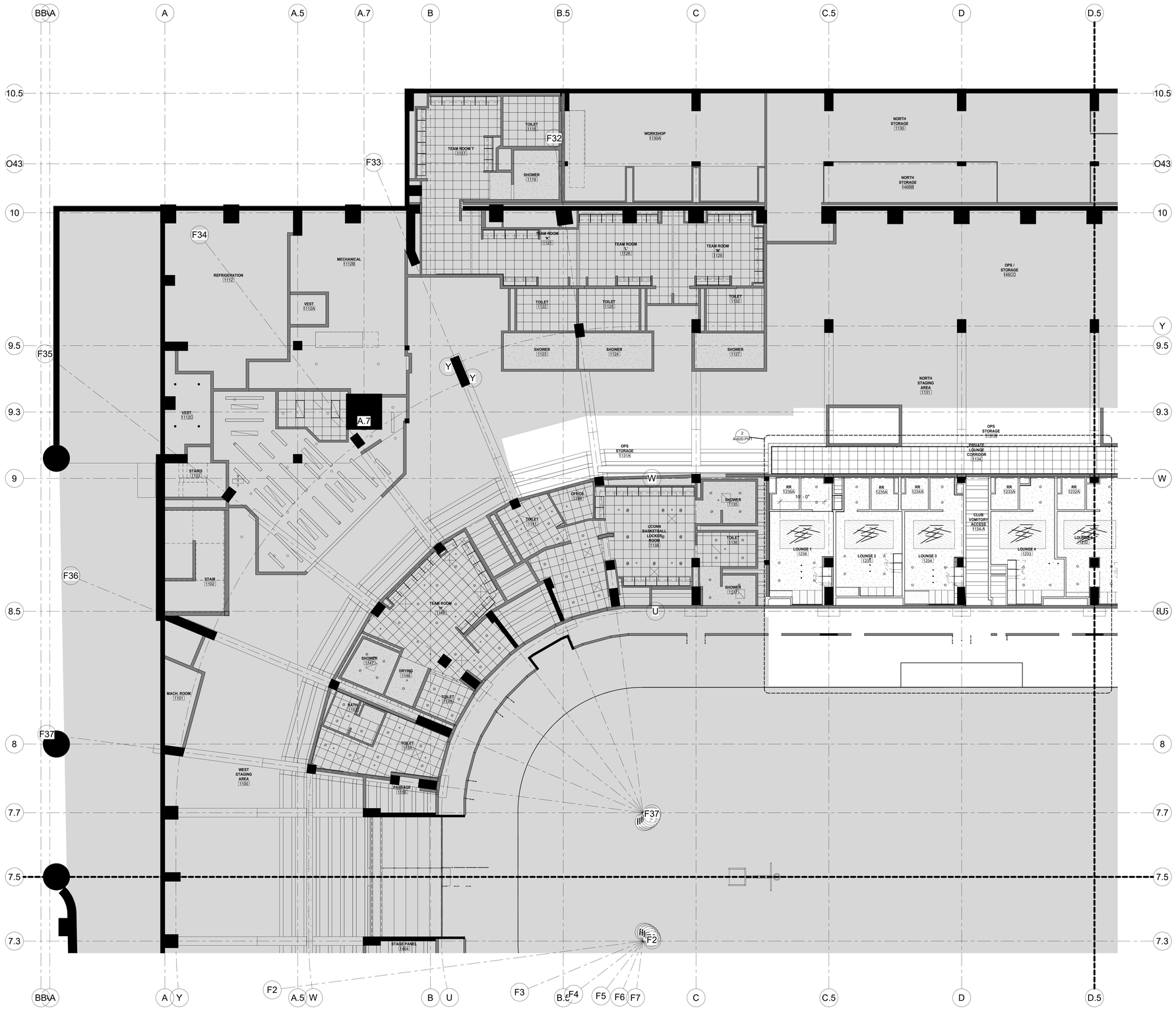

B C A D

XL CENTER

CAPITAL REGION DEVELOPMENT AUTHORITY

SCI ARCHITECTS
469 SEVENTH AVE, SUITE 900
NEW YORK, NY 10018
(646) 658-7410

me engineers
29 W 38th STREET, 5th FLOOR
NEW YORK, NY 10018
(212) 447-6770

NO.	DESCRIPTION	DATE
1	PHASE 1 - ISSUED FOR 90% SD, 50% DD	12/18/2020

REVISIONS/ ISSUES

CONTRACTOR SHALL CHECK AND VERIFY ALL DIMENSIONS AND REPORT ANY OMISSIONS OR DISCREPANCIES TO THE ARCHITECT BEFORE PROCEEDING WITH THE WORK
DO NOT SCALE THE DRAWINGS

SEAL

DRAWN Author
DATE 03/29/17
CHECKED Checker
DATE PLOTTED 2020-12-18 3:10:30 PM

1 CIVIC CENTER PLAZA
HARTFORD, CT

DWG. TITLE
LEVEL 31 - RCP - QUAD B - PHASE 1

SCALE 1/8" = 1'-0"
DWG. NO. A-801B.PH1
PROJ. NO. 1605

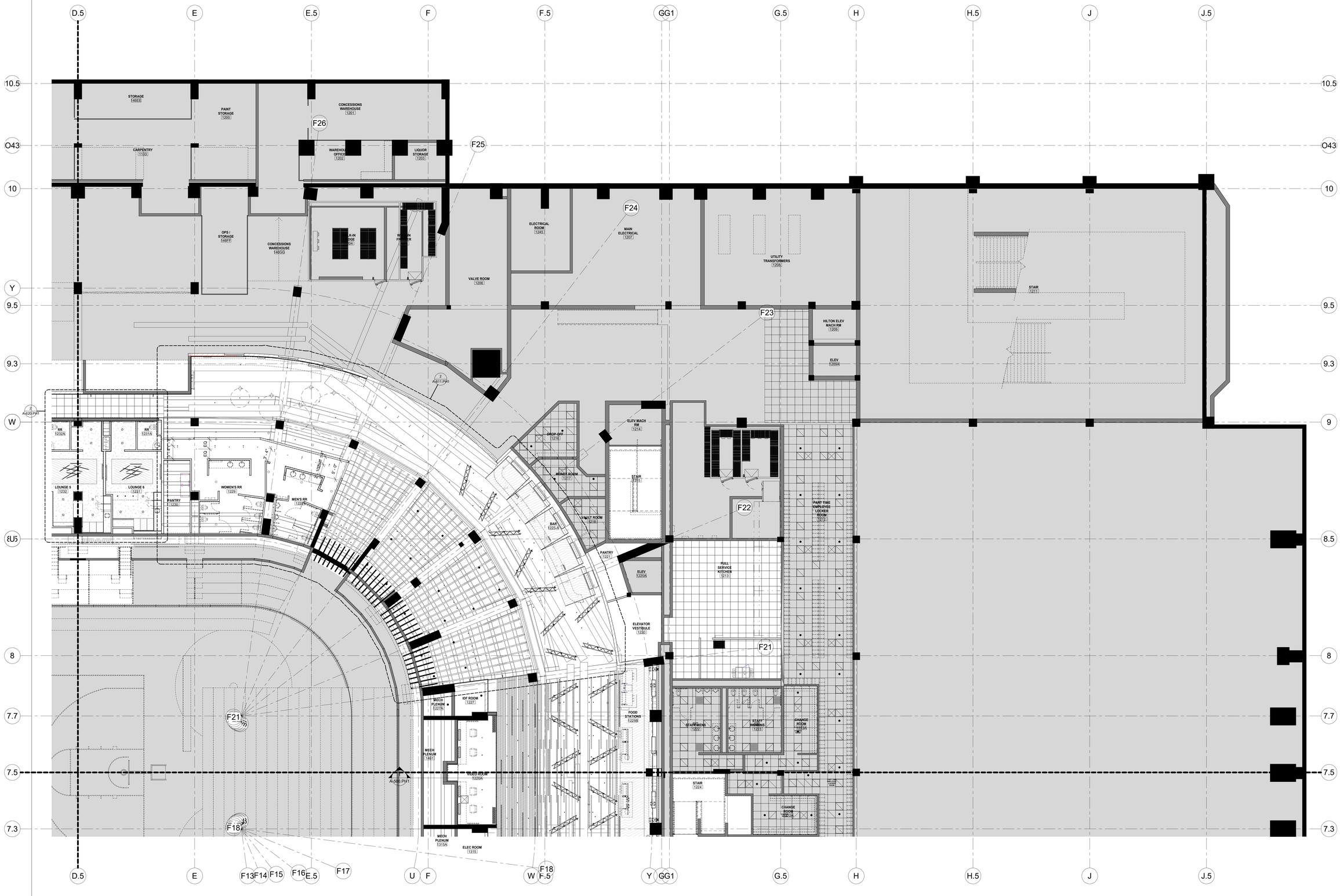

B C A D

XL CENTER

CAPITAL REGION DEVELOPMENT AUTHORITY

S C I ARCHITECTS
469 SEVENTH AVE, SUITE 900
NEW YORK, NY 10018
(646) 658-7410

me engineers
29 W 38th STREET, 5th FLOOR
NEW YORK, NY 10018
(212) 447-6770

NO.	DESCRIPTION	DATE
1	PHASE 1 - ISSUED FOR 95% SD, 50% DD	12/18/2020

REVISIONS/ ISSUES

CONTRACTOR SHALL CHECK AND VERIFY ALL DIMENSIONS AND REPORT ANY OMISSIONS OR DISCREPANCIES TO THE ARCHITECT BEFORE PROCEEDING WITH THE WORK
DO NOT SCALE THE DRAWINGS

SEAL

DRAWN: Author
DATE: 03/29/17
CHECKED: Checker
DATE PLOTTED: 2020-12-18 3:10:45 PM

1 CIVIC CENTER PLAZA
HARTFORD, CT

DWG. TITLE
LEVEL 31 - RCP - QUAD C - PHASE 1

SCALE: 1/8" = 1'-0"
DWG. NO.: A-801C.PH1
PROJ. NO.: 1605

B C A D

XL CENTER

CAPITAL REGION DEVELOPMENT AUTHORITY

S C I ARCHITECTS
469 SEVENTH AVE, SUITE 900
NEW YORK, NY 10018
(646) 658-7410

me engineers
29 W 38th STREET, 5th FLOOR
NEW YORK, NY 10018
(212) 447-6770

NO	DESCRIPTION	DATE
1	PHASE 1 - ISSUED FOR 95% SD, 50% DD	12/18/2020

REVISIONS/ ISSUES

CONTRACTOR SHALL CHECK AND VERIFY ALL DIMENSIONS AND REPORT ANY OMISSIONS OR DISCREPANCIES TO THE ARCHITECT BEFORE PROCEEDING WITH THE WORK. DO NOT SCALE THE DRAWINGS

SEAL

DRAWN: Author
DATE: 03/29/17
CHECKED: Checker
DATE PLOTTED: 2020-12-18 3:11:04 PM

1 CIVIC CENTER PLAZA
HARTFORD, CT

DWG. TITLE
LEVEL 31 - RCP - QUAD D - PHASE 1

SCALE: 1/8" = 1'-0"
DWG. NO.: A-801D.PH1
PROJ. NO.: 1605

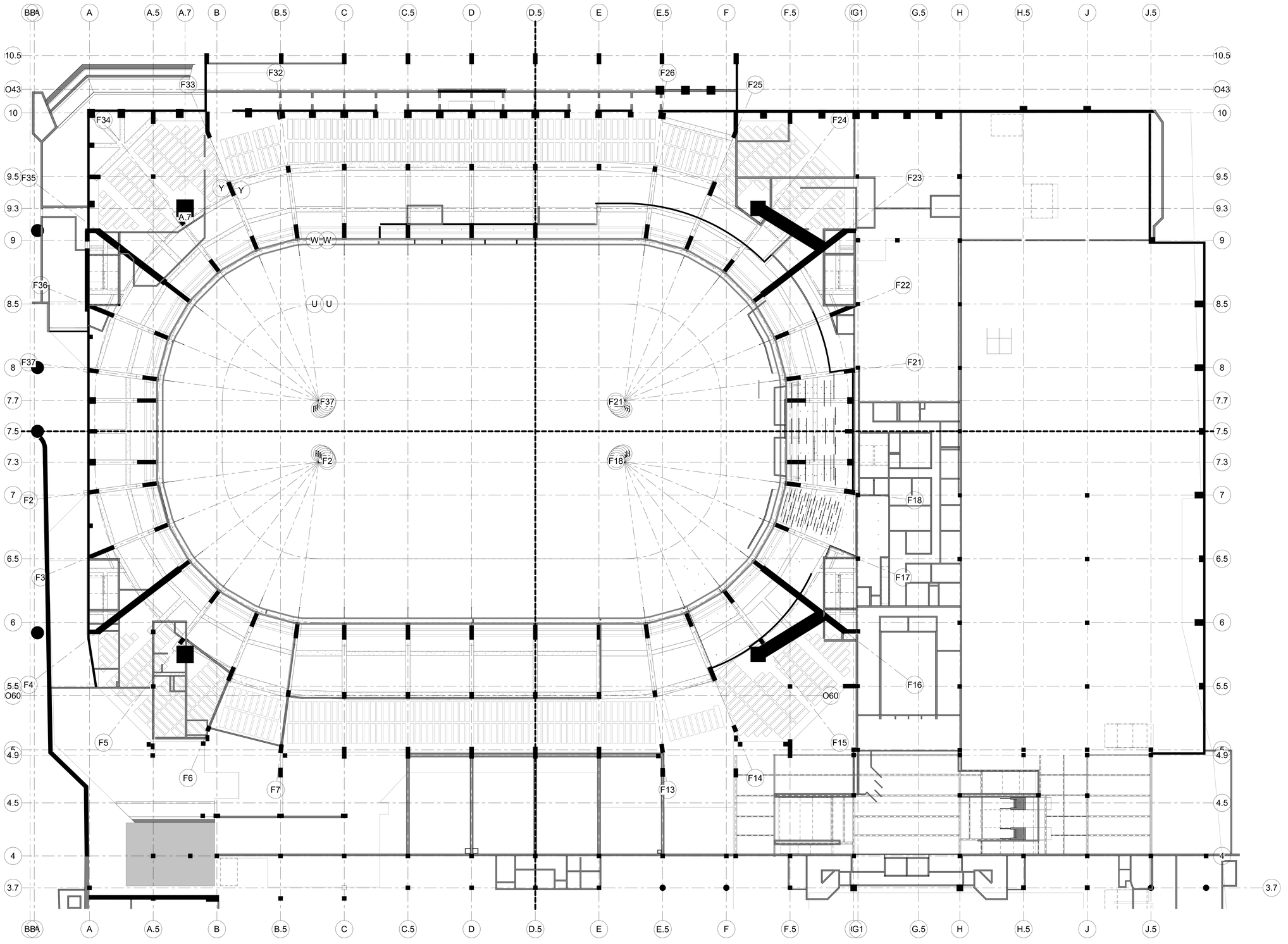

Refer to Mechanical, Electrical, Data, Security, Fire Protection drawings for all related ceiling-mounted devices

B C A D

XL CENTER

CAPITAL REGION DEVELOPMENT AUTHORITY

SCI ARCHITECTS
469 SEVENTH AVE, SUITE 900
NEW YORK, NY 10018
(646) 658-7410

me engineers
29 W 38th STREET, 5th FLOOR
NEW YORK, NY 10018
(212) 447-6770

NO.	DESCRIPTION	DATE
5	PHASE 1 - ISSUED FOR 90% SD, 50% DD	12/18/2020

REVISIONS/ ISSUES

CONTRACTOR SHALL CHECK AND VERIFY ALL DIMENSIONS AND REPORT ANY OMISSIONS OR DISCREPANCIES TO THE ARCHITECT BEFORE PROCEEDING WITH THE WORK
DO NOT SCALE THE DRAWINGS

SEAL

DRAWN: SCI
DATE: 2016-09-02
CHECKED: JA
DATE PLOTTED: 2020-12-18 3:11:09 PM

1 CIVIC CENTER PLAZA
HARTFORD, CT

DWG. TITLE
LEVEL 48 - RCP PLAN

SCALE: 1/16" = 1'-0"
PROJ. NO.: 1605
DWG. NO.: A-802.PH1

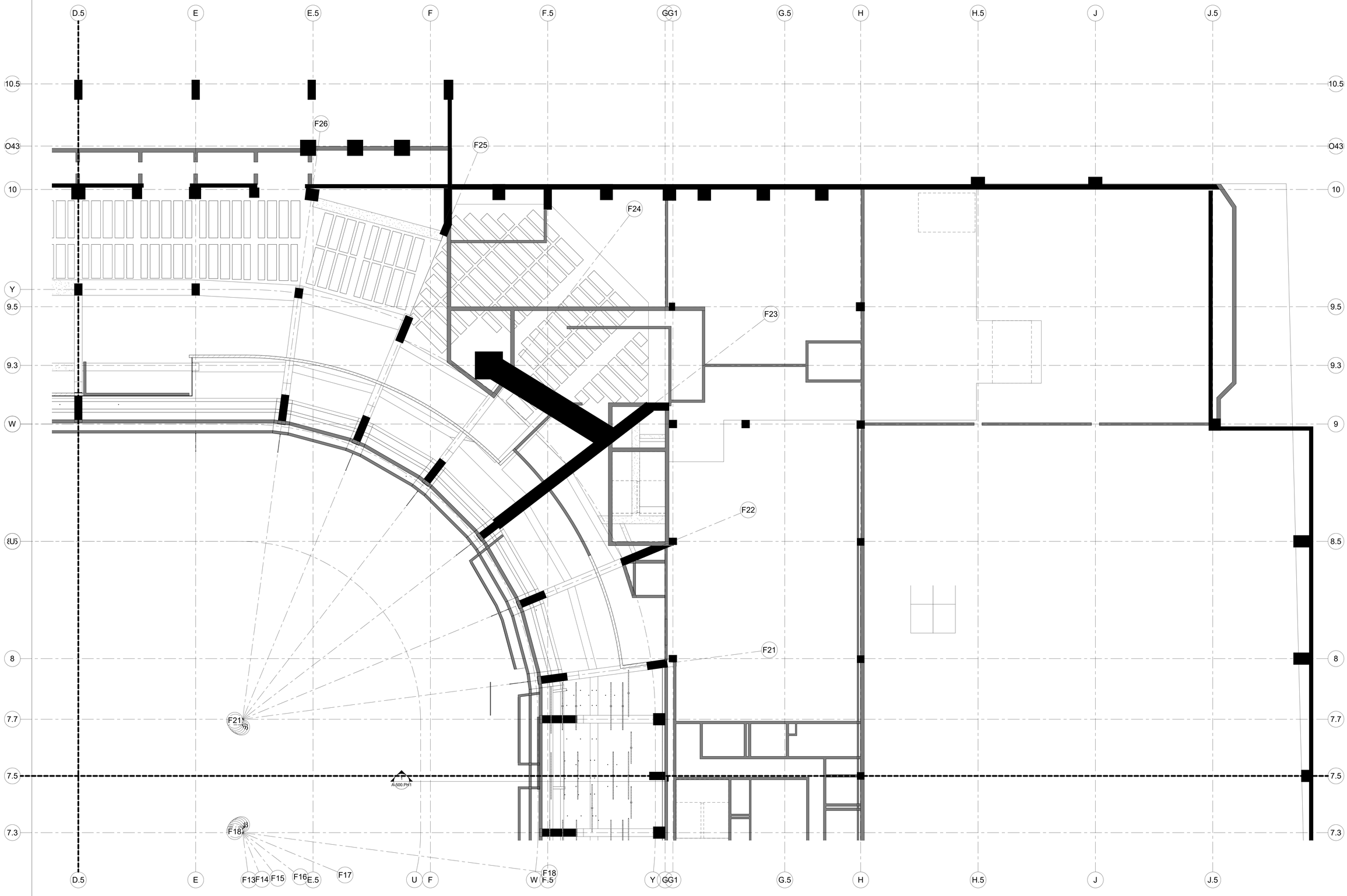

B C A D

XL CENTER

CAPITAL REGION DEVELOPMENT AUTHORITY

SCI ARCHITECTS
469 SEVENTH AVE, SUITE 900
NEW YORK, NY 10018
(646) 658-7410

me engineers
29 W 38th STREET, 5th FLOOR
NEW YORK, NY 10018
(212) 447-6770

NO.	DESCRIPTION	DATE
1	PHASE 1 - ISSUED FOR 95% SD, 50% DD	12/18/2020

REVISIONS/ ISSUES

CONTRACTOR SHALL CHECK AND VERIFY ALL DIMENSIONS AND REPORT ANY OMISSIONS OR DISCREPANCIES TO THE ARCHITECT BEFORE PROCEEDING WITH THE WORK
DO NOT SCALE THE DRAWINGS

SEAL

DRAWN: Author
DATE: 03/29/17
CHECKED: Checker
DATE PLOTTED: 2020-12-18 3:11:14 PM

1 CIVIC CENTER PLAZA
HARTFORD, CT

DWG. TITLE
LEVEL 48 - RCP - QUAD C - PHASE 1

SCALE: 1/8" = 1'-0"
DWG. NO.: A-802C.PH1
PROJ. NO.: 1605

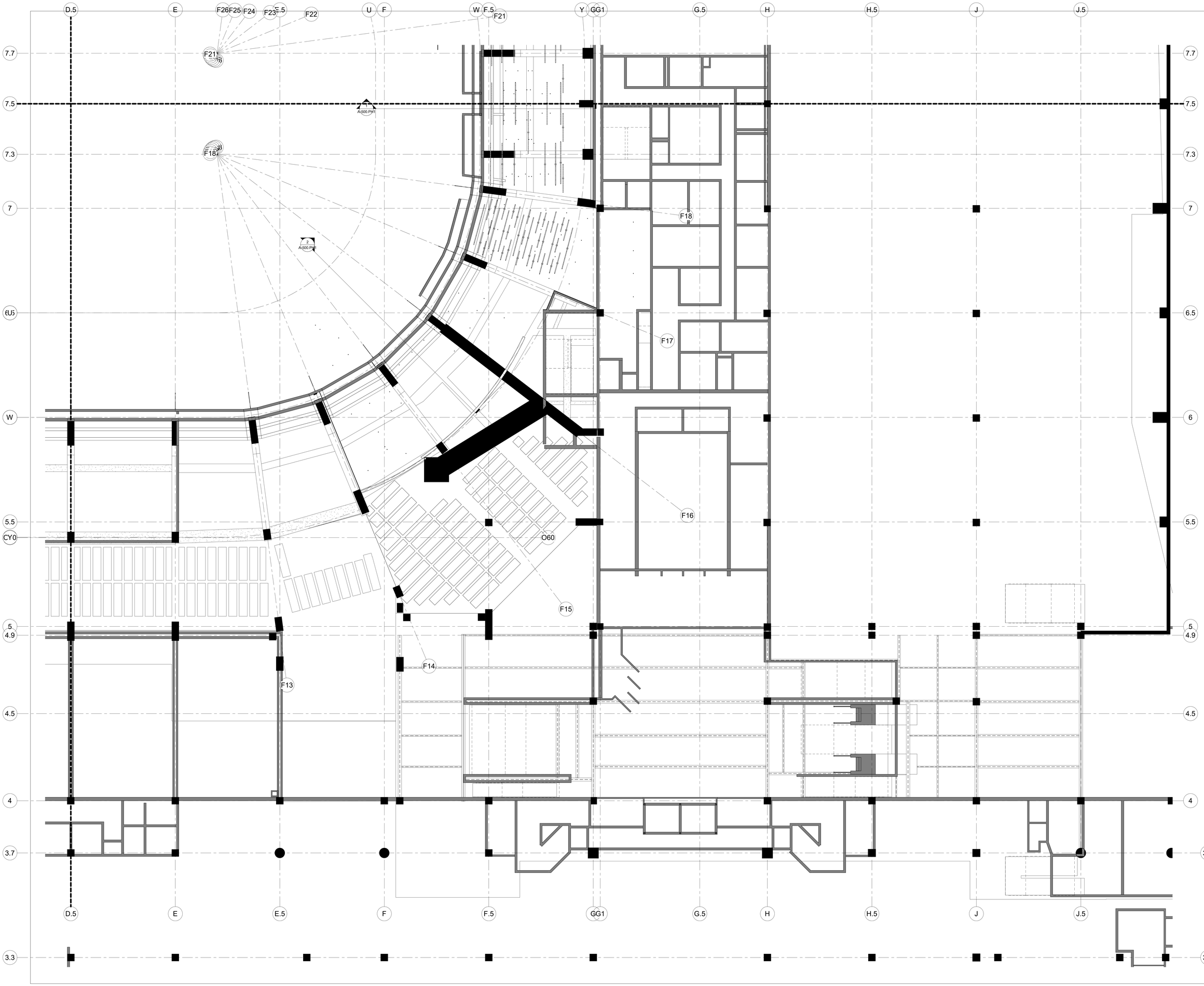

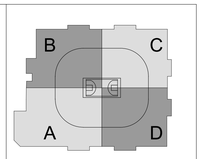

XL CENTER

CAPITAL REGION DEVELOPMENT AUTHORITY

SCI ARCHITECTS
469 SEVENTH AVE, SUITE 900
NEW YORK, NY 10018
(646) 658-7410

me engineers
29 W 38th STREET, 5th FLOOR
NEW YORK, NY 10018
(212) 447-6770

NO	DESCRIPTION	DATE
1	PHASE 1 - ISSUED FOR 95% SD, 50% DD	12/18/2020

REVISIONS/ ISSUES

CONTRACTOR SHALL CHECK AND VERIFY ALL DIMENSIONS AND REPORT ANY OMISSIONS OR DISCREPANCIES TO THE ARCHITECT BEFORE PROCEEDING WITH THE WORK
DO NOT SCALE THE DRAWINGS

SEAL

DRAWN: Author
DATE: 03/29/17
CHECKED: Checker
DATE PLOTTED: 2020-12-18 3:11:19 PM

1 CIVIC CENTER PLAZA
HARTFORD, CT

DWG. TITLE
LEVEL 48 - RCP - QUAD D - PHASE 1

SCALE: 1/8" = 1'-0"
DWG. NO.: A-802D.PH1
PROJ. NO.: 1605

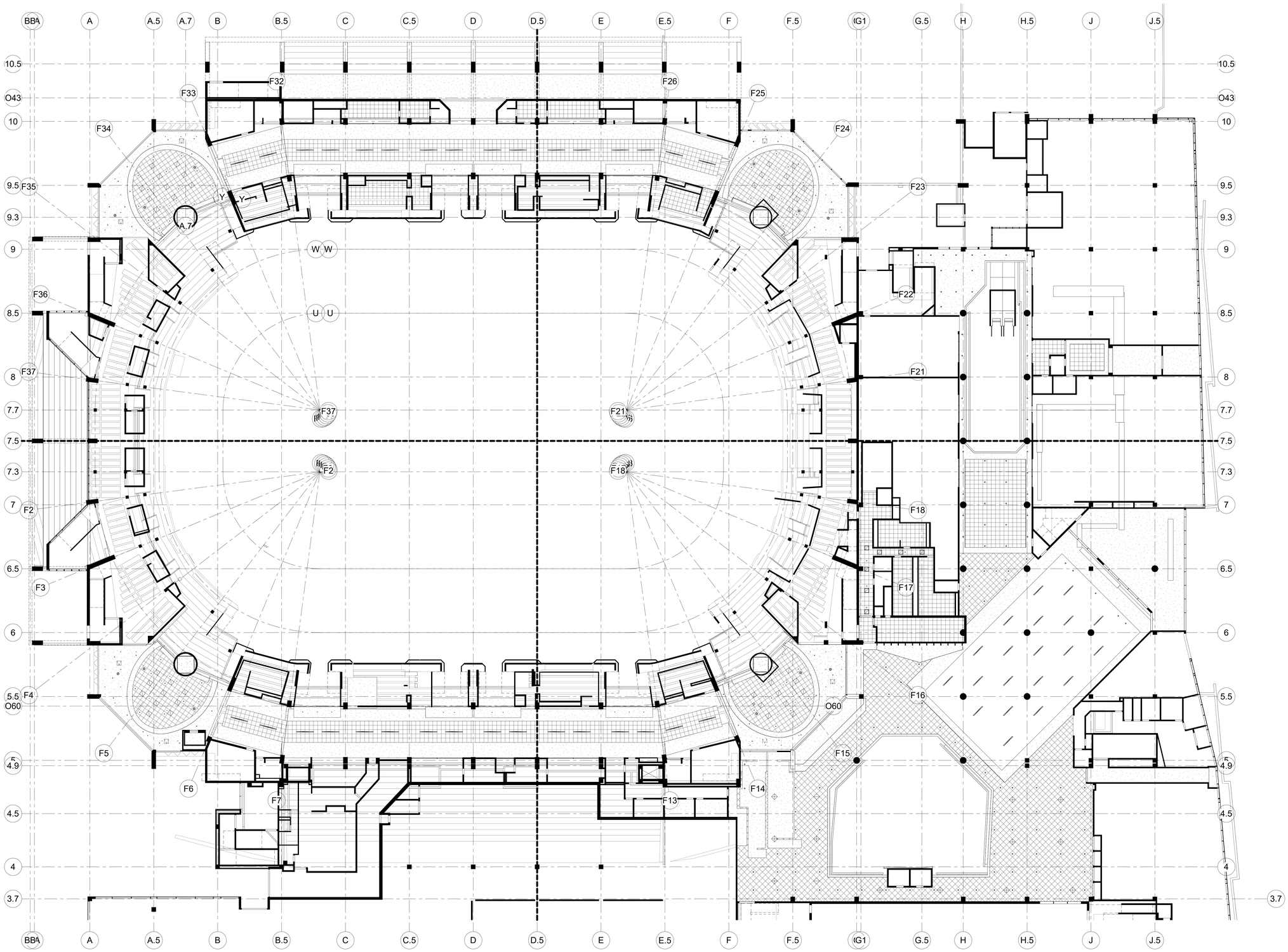

Refer to Mechanical, Electrical, Data, Security, Fire Protection drawings for all related ceiling-mounted devices

B C A D

XL CENTER

CAPITAL REGION DEVELOPMENT AUTHORITY

SCI ARCHITECTS
469 SEVENTH AVE, SUITE 900
NEW YORK, NY 10018
(646) 658-7410

me engineers
29 W 38th STREET, 5th FLOOR
NEW YORK, NY 10018
(212) 447-6770

NO.	DESCRIPTION	DATE
1	PHASE 1 - ISSUED FOR 95% SD, 50% DD	12/18/2020

REVISIONS/ ISSUES

CONTRACTOR SHALL CHECK AND VERIFY ALL DIMENSIONS AND REPORT ANY OMISSIONS OR DISCREPANCIES TO THE ARCHITECT BEFORE PROCEEDING WITH THE WORK
DO NOT SCALE THE DRAWINGS

SEAL

DRAWN: Author
DATE: 2016-09-02
CHECKED: Checker
DATE PLOTTED: 2020-12-18 3:11:29 PM

1 CIVIC CENTER PLAZA
HARTFORD, CT

DWG. TITLE
LEVEL 61 - RCP PLAN

SCALE: 1/16" = 1'-0"
PROJ. NO.: 1605
DWG. NO.: A-803.PH1

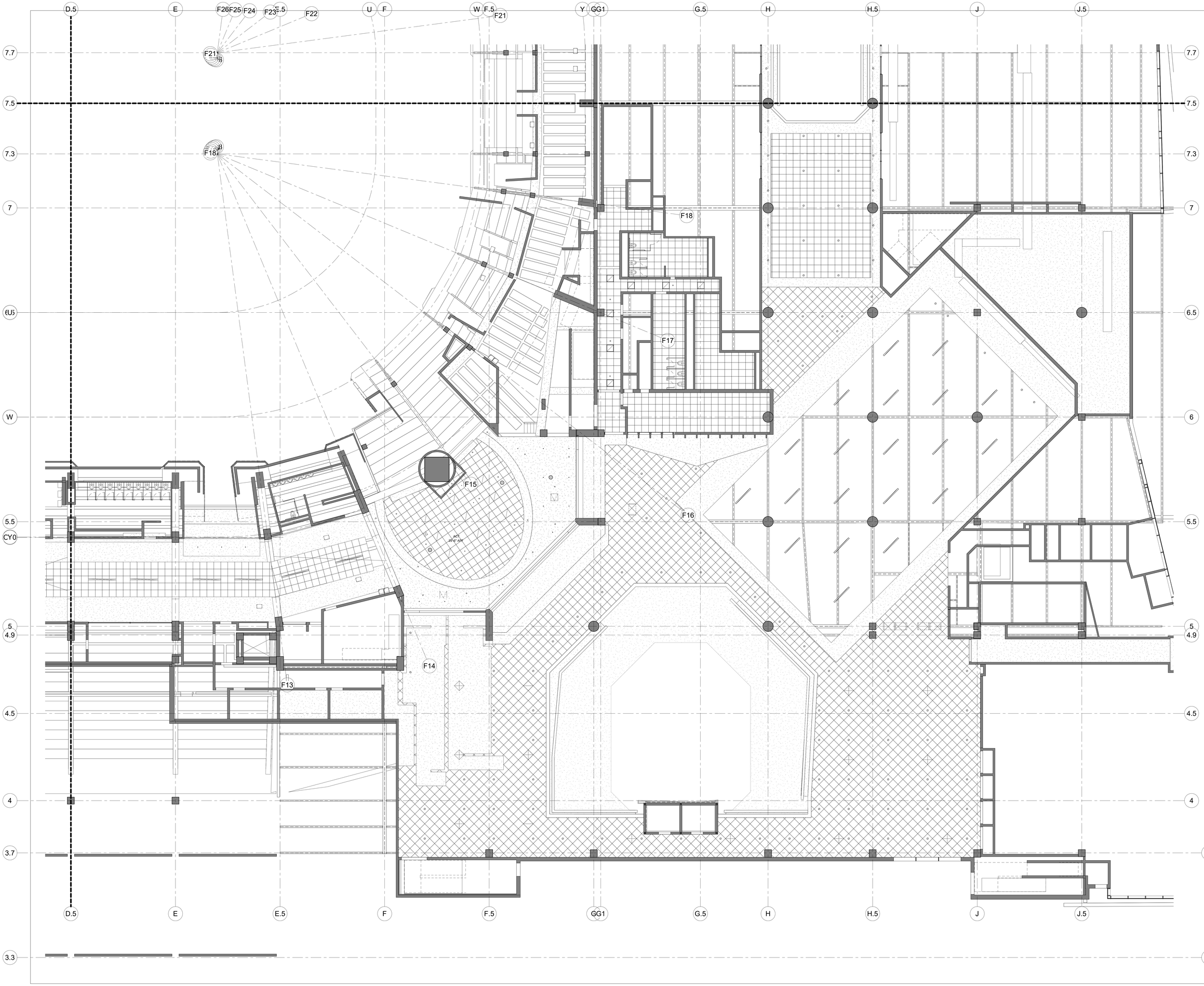

B C A D

XL CENTER

CAPITAL REGION DEVELOPMENT AUTHORITY

SCI ARCHITECTS
469 SEVENTH AVE, SUITE 900
NEW YORK, NY 10018
(646) 658-7410

me engineers
29 W 38th STREET, 5th FLOOR
NEW YORK, NY 10018
(212) 447-6770

NO.	DESCRIPTION	DATE
1	PHASE 1 - ISSUED FOR 95% SD, 50% DD	12/18/2020

REVISIONS/ ISSUES

CONTRACTOR SHALL CHECK AND VERIFY ALL DIMENSIONS AND REPORT ANY OMISSIONS OR DISCREPANCIES TO THE ARCHITECT BEFORE CONSTRUCTION OF THE WORK.
DO NOT SCALE THE DRAWINGS

SEAL

DRAWN: Author
DATE: 03/29/17
CHECKED: Checker
DATE PLOTTED: 2020-12-18 3:11:36 PM

1 CIVIC CENTER PLAZA
HARTFORD, CT

DWG. TITLE
LEVEL 61 - RCP - QUAD D - PHASE 1

SCALE: 1/8" = 1'-0"
DWG. NO.: A-803D.PH1
PROJ. NO.: 1605

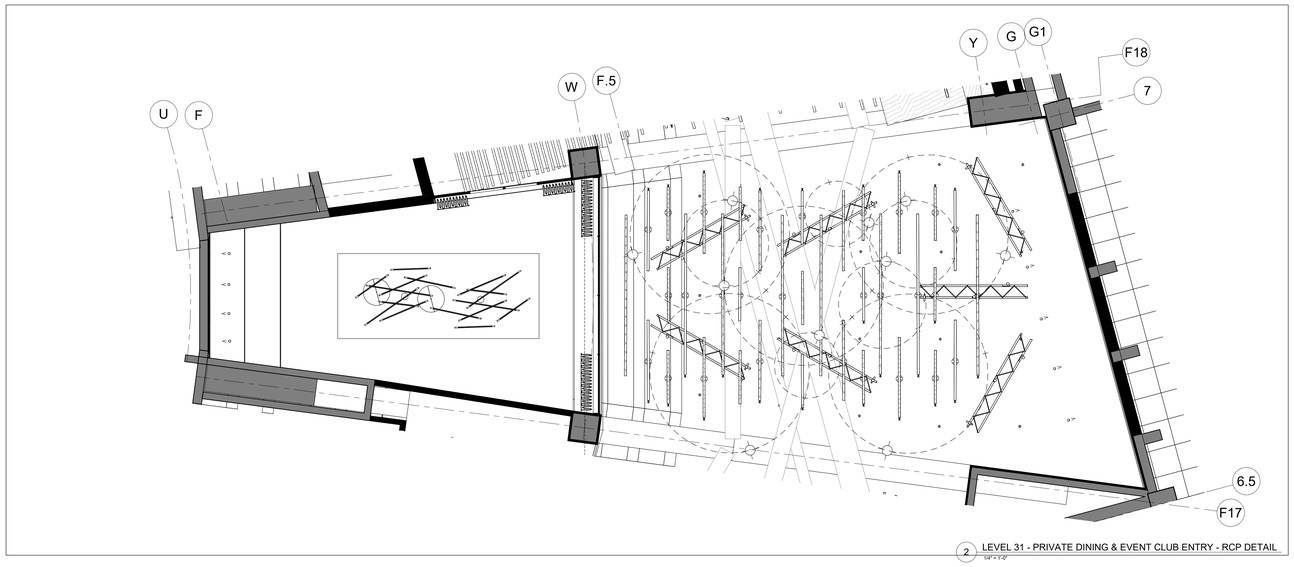

2 LEVEL 31 - PRIVATE DINING & EVENT CLUB ENTRY - RCP DETAIL

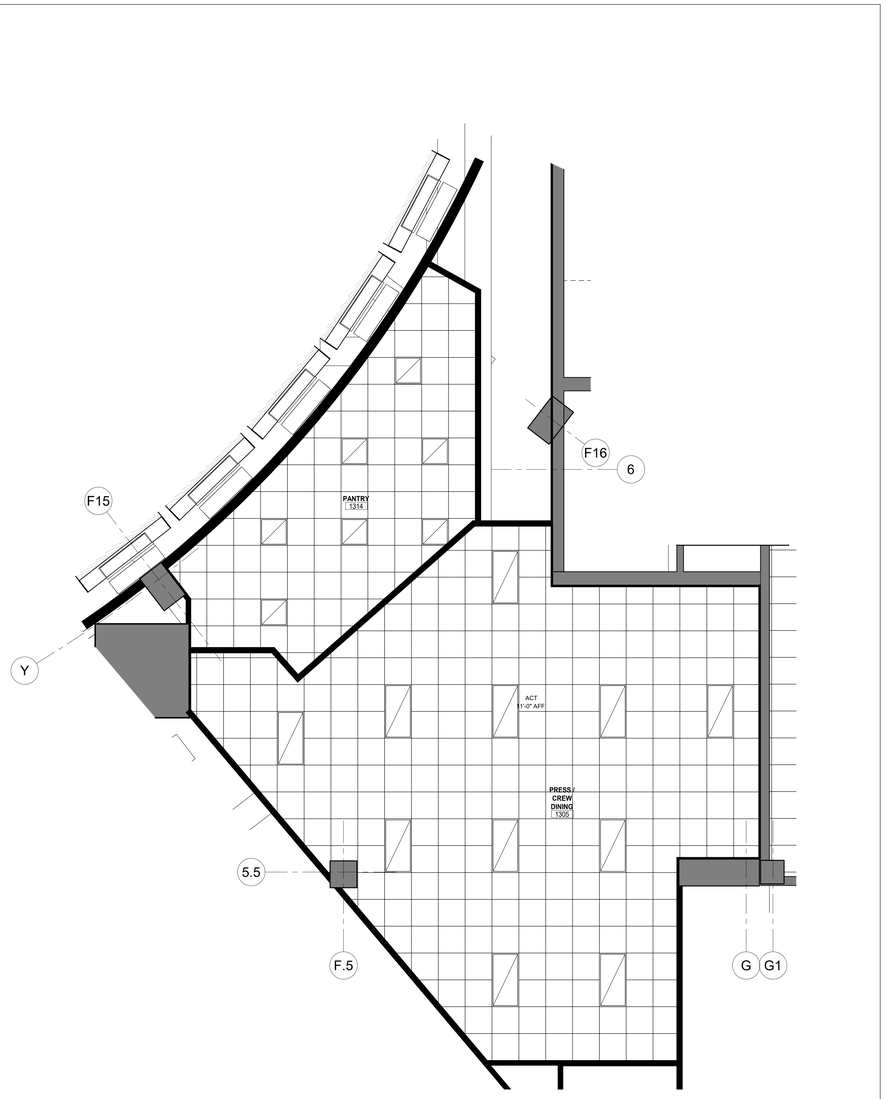

4 LEVEL 31 - RCP - PANTRY & PRESS CREW DINING
1/4" = 1'-0"

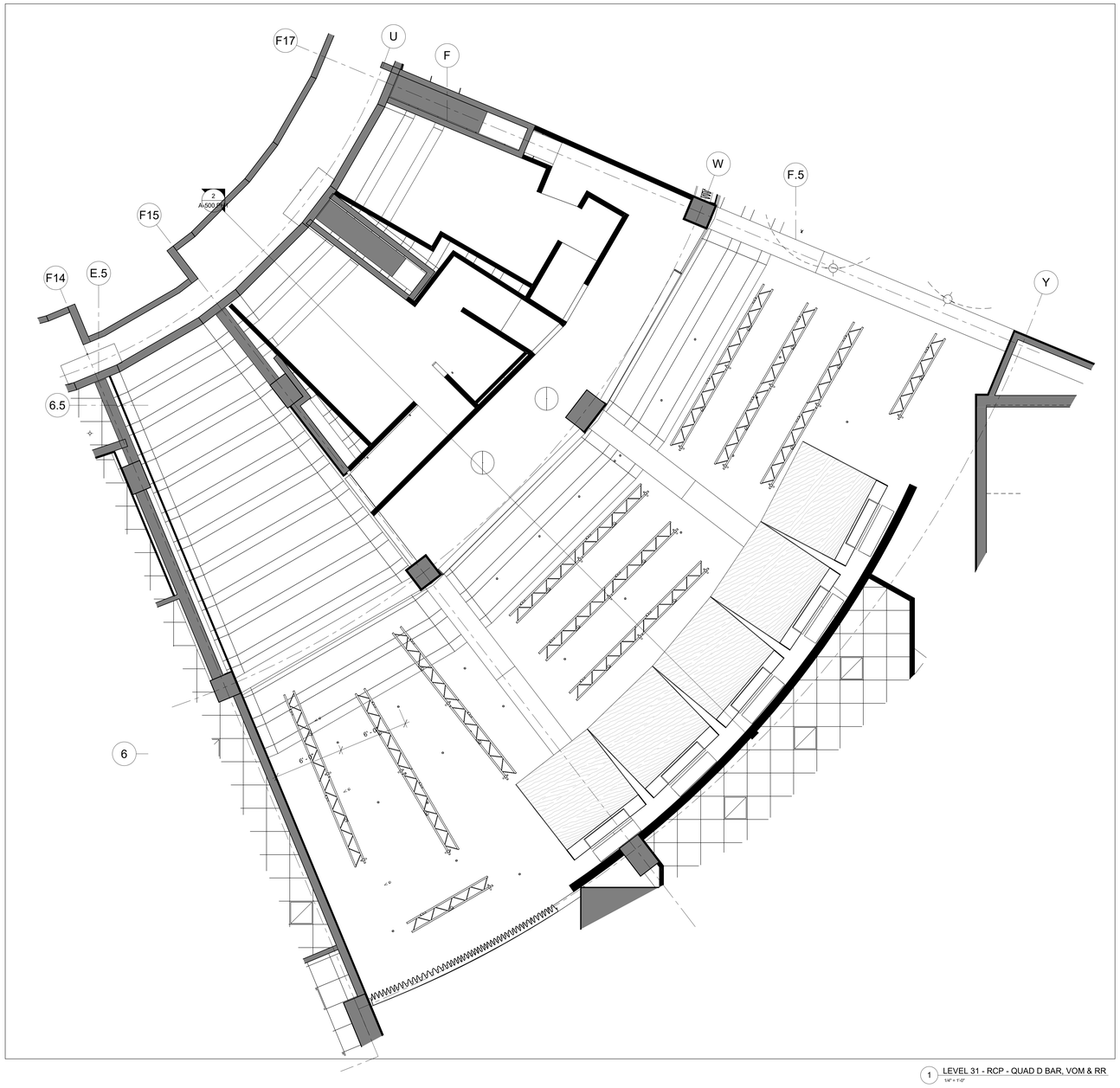

1 LEVEL 31 - RCP - QUAD D BAR, VOM & RR
1/4" = 1'-0"

B C A D

XL CENTER

CAPITAL REGION DEVELOPMENT AUTHORITY

SCI ARCHITECTS
469 SEVENTH AVE, SUITE 900
NEW YORK, NY 10018
(646) 658-7410

me engineers
29 W 38th STREET, 5th FLOOR
NEW YORK, NY 10018
(212) 447-6770

NO.	DESCRIPTION	DATE
1	PHASE 1 - ISSUED FOR 95% SD, 50% DD	12/18/2020

REVISIONS/ ISSUES

CONTRACTOR SHALL CHECK AND VERIFY ALL DIMENSIONS AND REPORT ANY OMISSIONS OR DISCREPANCIES TO THE ARCHITECT BEFORE CONSTRUCTION OF THE WORK.
DO NOT SCALE THE DRAWINGS

SEAL

DRAWN PM
DATE 11/04/20
CHECKED JA
DATE PLOTTED 2020-12-18 3:11:45 PM

1 CIVIC CENTER PLAZA
HARTFORD, CT

DWG. TITLE
LEVEL 31 - RCP & CEILING DETAILS

SCALE 1/4" = 1'-0"
PROJ. NO. 1605
DWG. NO. A-810.PH1

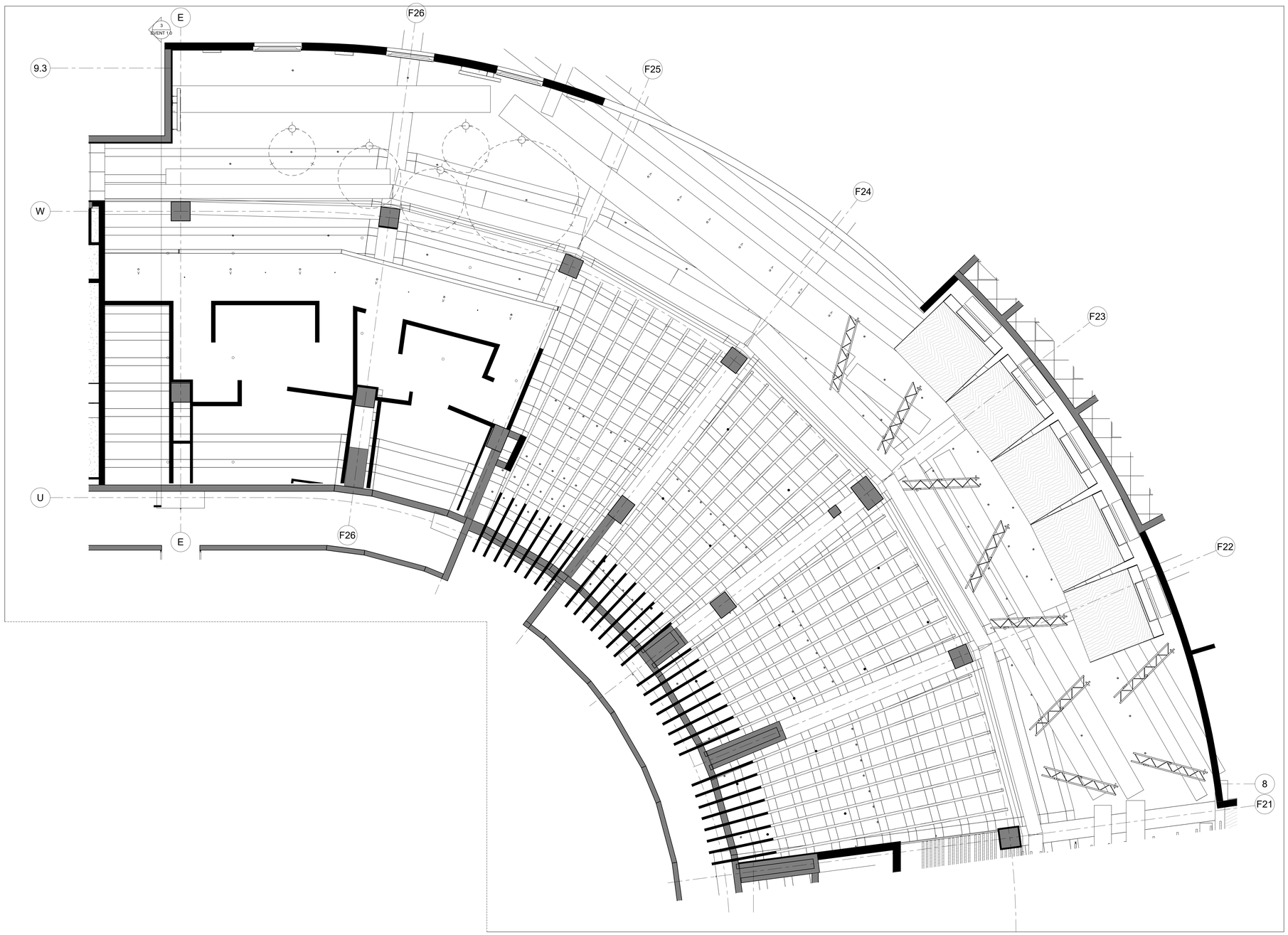

2 LEVEL 31 - QUAD C - DINING - LOUNGE SEATING & RESTROOM PLAN DETAIL
1/4" = 1'-0"

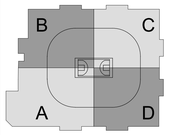

XL CENTER

CAPITAL REGION DEVELOPMENT AUTHORITY

SCI ARCHITECTS
469 SEVENTH AVE, SUITE 900
NEW YORK, NY 10018
(646) 658-7410

me engineers
29 W 38th STREET, 5th FLOOR
NEW YORK, NY 10018
(212) 447-6770

NO.	DESCRIPTION	DATE
1	PHASE 1 - ISSUED FOR 95% SD, 50% DD	12/18/2020

REVISIONS/ ISSUES

CONTRACTOR SHALL CHECK AND VERIFY ALL DIMENSIONS AND REPORT ANY OMISSIONS OR DISCREPANCIES TO THE ARCHITECT BEFORE PROCEEDING WITH THE WORK
DO NOT SCALE THE DRAWINGS

SEAL

DRAWN: PM
DATE: 11/04/20
CHECKED: JA
DATE PLOTTED: 2020-12-18 3:11:51 PM

1 CIVIC CENTER PLAZA
HARTFORD, CT

DWG. TITLE
LEVEL 31 - RCP & CEILING DETAILS

SCALE: 1/4" = 1'-0"
PROJ. NO.: 1605
DWG. NO.: A-811.PH1

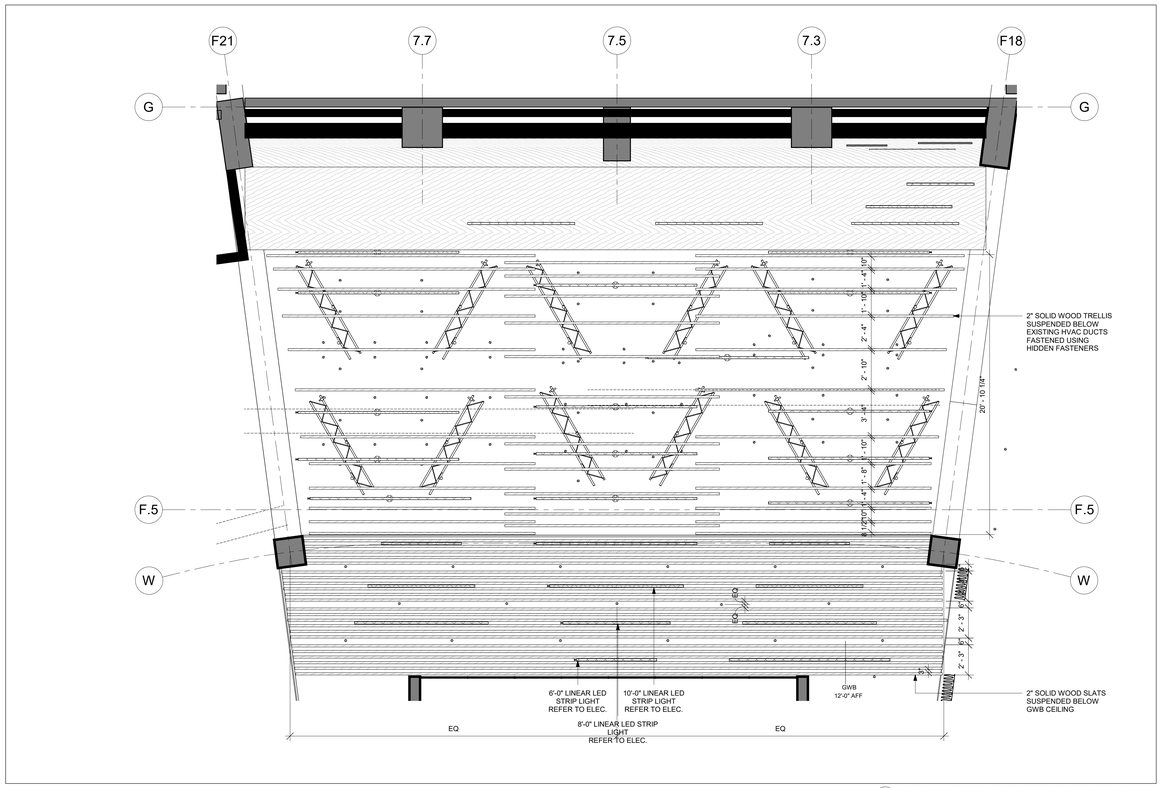

2 LEVEL 31 - EVENT CLUB DINING TRELLIS LAYOUT
1/4" = 1'-0"

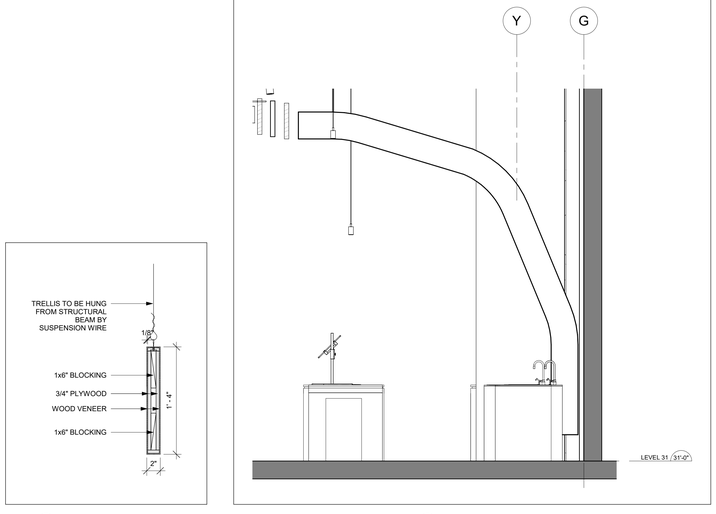

5 EVENT LEVEL CLUB - SECTION THROUGH FOOD STATION
1/2" = 1'-0"

4 TRELLIS CONNECTION DETAIL
1 1/2" = 1'-0"

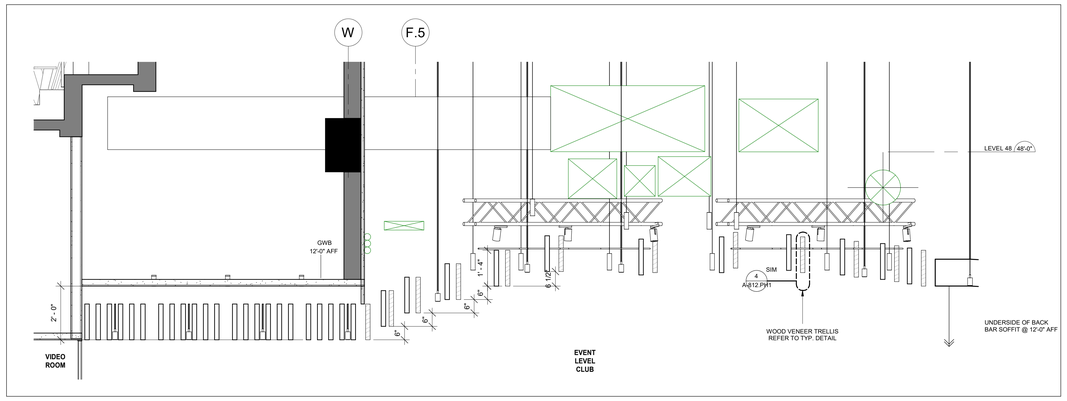

3 LEVEL 31 - SECTION THROUGH FOOD STATION TRELLIS
1/2" = 1'-0"

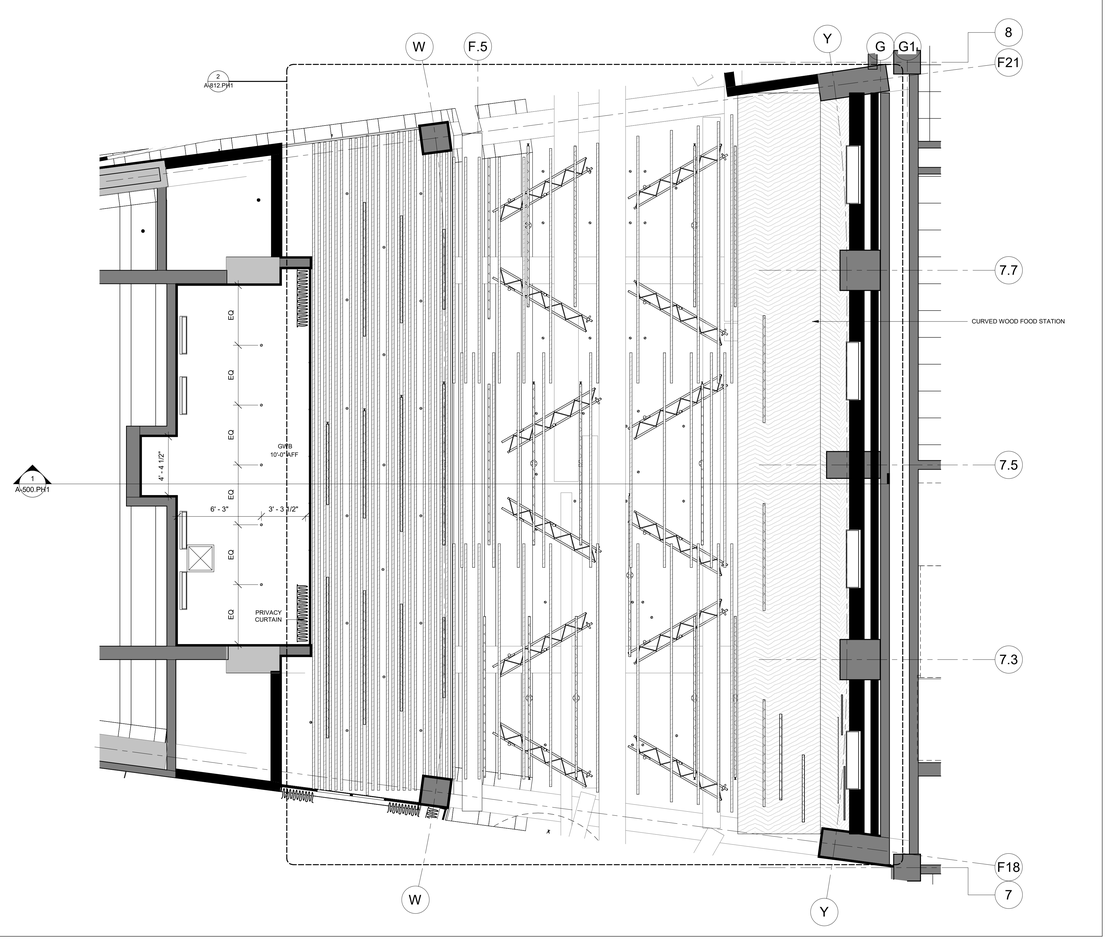

1 LEVEL 31 - EVENT CLUB FOOD STATION - DINING - VIDEO ROOM PLAN DETAILS
1/4" = 1'-0"

B C A D

XL CENTER
CAPITAL REGION DEVELOPMENT AUTHORITY

SCI ARCHITECTS
469 SEVENTH AVE, SUITE 900
NEW YORK, NY 10018
(646) 658-7410

me engineers
29 W 38th STREET, 5th FLOOR
NEW YORK, NY 10018
(212) 447-6770

NO.	DESCRIPTION	DATE
1	PHASE 1 - ISSUED FOR 95% SD, 50% DD	12/18/2020

REVISIONS/ ISSUES

CONTRACTOR SHALL CHECK AND VERIFY ALL DIMENSIONS AND REPORT ANY OMISSIONS OR DISCREPANCIES TO THE ARCHITECT BEFORE PROCEEDING WITH THE WORK
DO NOT SCALE THE DRAWINGS

SEAL

DRAWN: Author
DATE: 11/04/20
CHECKED: Checker
DATE PLOTTED: 2020-12-18 3:11:59 PM

1 CIVIC CENTER PLAZA
HARTFORD, CT

DWG. TITLE
LEVEL 31 - FOOD STATIONS - DINING AREA BACK BAR + TRELLIS DETAILS

SCALE: As indicated
PROJ. NO.: 1605
DWG. NO.: A-812.PH1

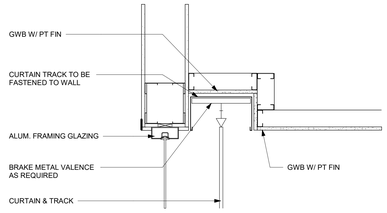

9 SECTION DETAIL - CURTAIN SUPPORT @ GLAZING
1 1/2" = 1'-0"

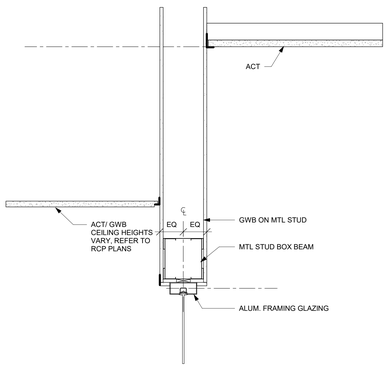

4 SECTION DETAIL - @ GLAZING HEAD
1 1/2" = 1'-0"

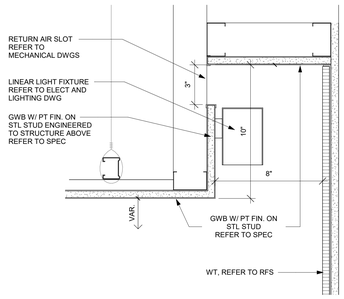

8 SECTION DETAIL - GWB CEILING COVE @ RESTROOM W/ SUPPLY AIR
3" = 1'-0"

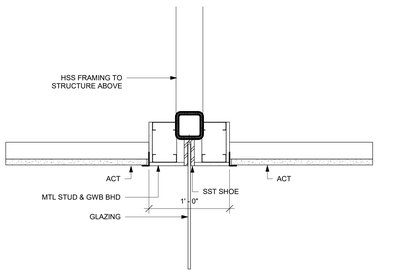

3 SECTION DETAIL - GLAZING HEAD
1 1/2" = 1'-0"

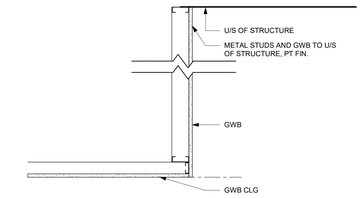

7 SECTION DETAIL - GWB BULKHEAD TYPICAL 2
1 1/2" = 1'-0"

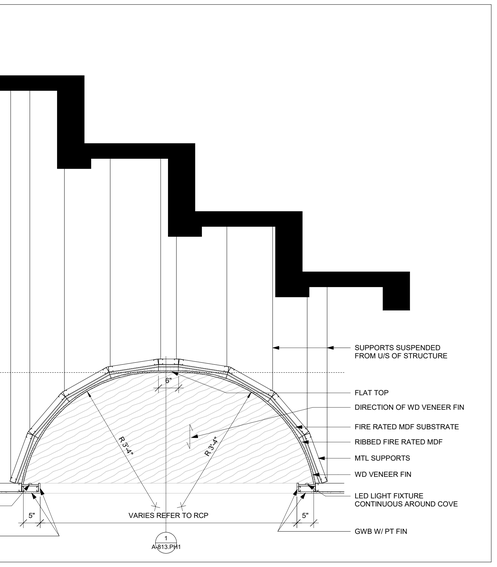

2 SECTION DETAIL - CEILING @ PRIVATE LOUNGE VAULT - LATITUDE
3/4" = 1'-0"

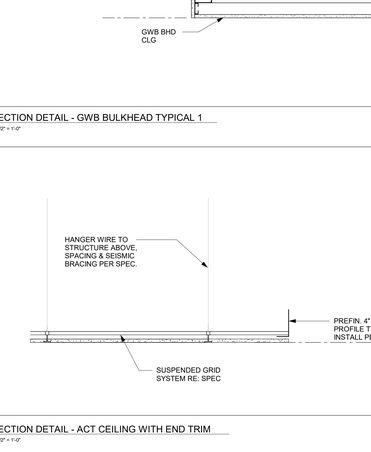

6 SECTION DETAIL - GWB BULKHEAD TYPICAL 1
1 1/2" = 1'-0"

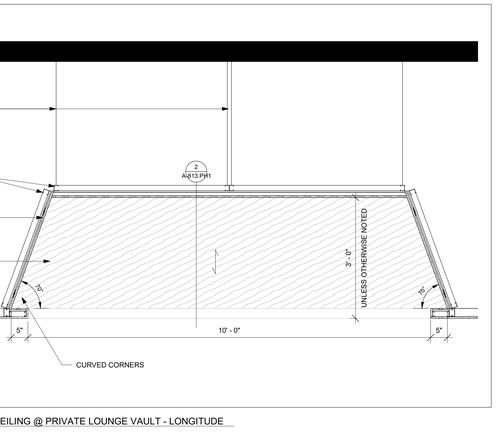

1 SECTION DETAIL - CEILING @ PRIVATE LOUNGE VAULT - LONGITUDE
3/4" = 1'-0"

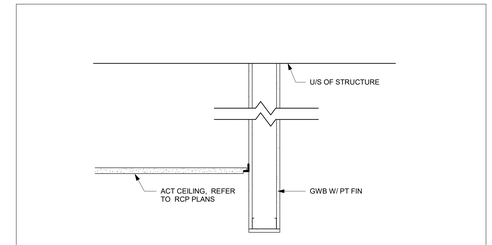

10 SECTION DETAIL - ACT @ GWB
1 1/2" = 1'-0"

5 SECTION DETAIL - ACT CEILING WITH END TRIM
1 1/2" = 1'-0"

B C A D

XL CENTER
CAPITAL REGION DEVELOPMENT AUTHORITY

SCI ARCHITECTS
469 SEVENTH AVE, SUITE 900
NEW YORK, NY 10018
(646) 658-7410

me engineers
29 W 38th STREET, 5th FLOOR
NEW YORK, NY 10018
(212) 447-6770

NO.	DESCRIPTION	DATE
1	PHASE 1 - ISSUED FOR 95% SD, 50% DD	12/18/2020

REVISIONS/ ISSUES

CONTRACTOR SHALL CHECK AND VERIFY ALL DIMENSIONS AND REPORT ANY OMISSIONS OR DISCREPANCIES TO THE ARCHITECT BEFORE PRPYCEEDING WITH THE WORK
DO NOT SCALE THE DRAWINGS

SEAL

DRAWN	PM
DATE	11/04/20
CHECKED	JA
DATE PLOTTED	2020-12-18 3:12:04 PM

1 CIVIC CENTER PLAZA
HARTFORD, CT

DWG. TITLE
LEVEL 31 - CEILING DETAILS

SCALE	DWG. NO.
As indicated	A-813.PH1
PROJ. NO. 1605	

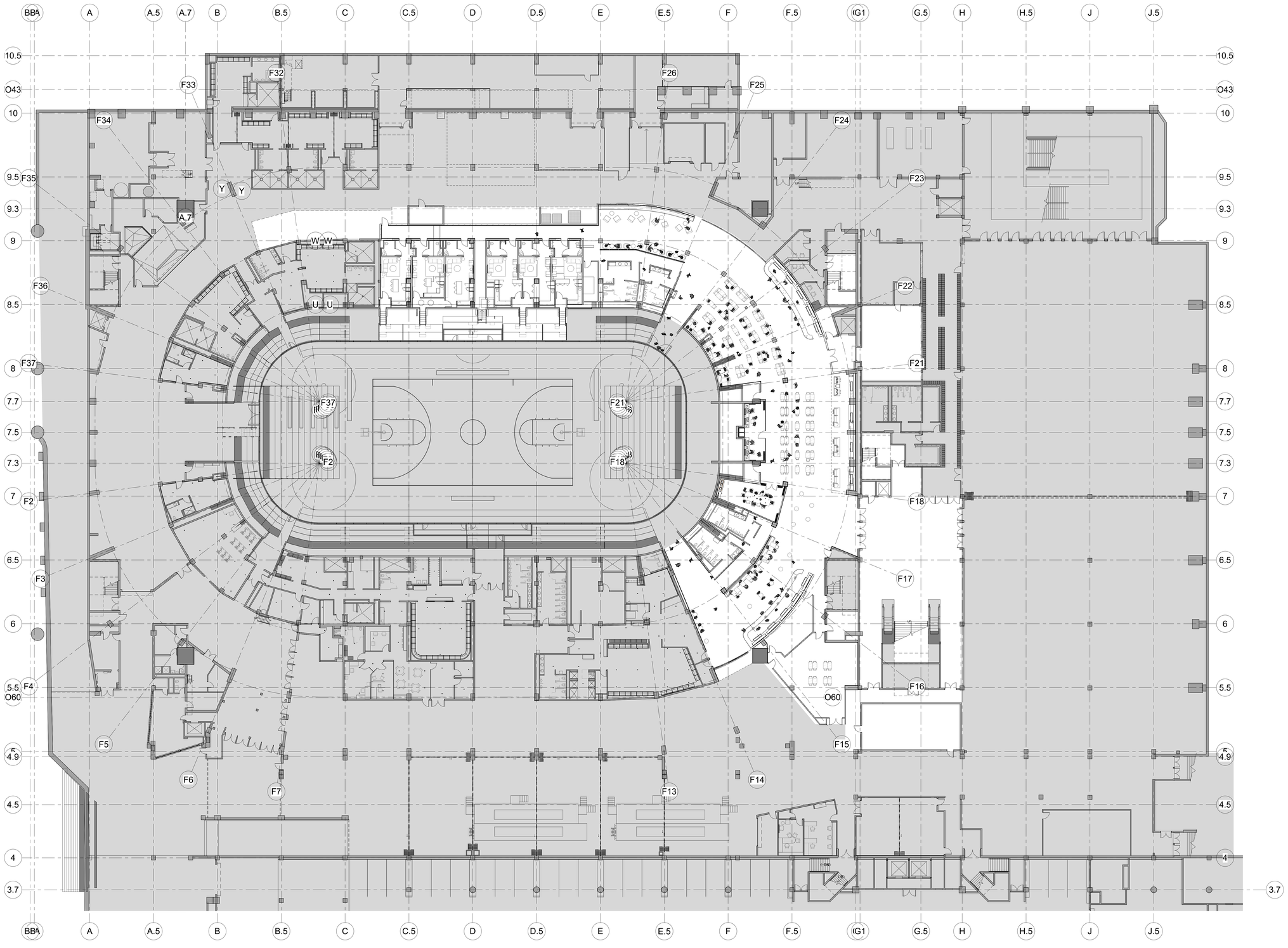

B C A D

XL CENTER

CAPITAL REGION DEVELOPMENT AUTHORITY

SCI ARCHITECTS
469 SEVENTH AVE, SUITE 900
NEW YORK, NY 10018
(646) 658-7410

me engineers
29 W 38th STREET, 5th FLOOR
NEW YORK, NY 10018
(212) 447-6770

NO.	DESCRIPTION	DATE
1	PHASE 1 - ISSUED FOR 95% SD, 50% DD	12/18/2020

REVISIONS/ ISSUES

CONTRACTOR SHALL CHECK AND VERIFY ALL DIMENSIONS AND REPORT ANY OMISSIONS OR DISCREPANCIES TO THE ARCHITECT BEFORE PROCEEDING WITH THE WORK. DO NOT SCALE THE DRAWINGS

SEAL

DRAWN: Author
DATE: 12/18/20
CHECKED: Checker
DATE PLOTTED: 2020-12-18 3:12:30 PM

1 CIVIC CENTER PLAZA
HARTFORD, CT

DWG. TITLE
LEVEL 31 FF&E PLAN
OVERALL - PHASE 1

SCALE: 1/16" = 1'-0"
PROJ. NO.: 1605
DWG. NO.: A-901.PH1

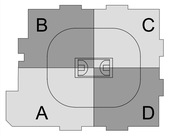

XL CENTER

CAPITAL REGION DEVELOPMENT AUTHORITY

SCI ARCHITECTS
469 SEVENTH AVE, SUITE 900
NEW YORK, NY 10018
(646) 658-7410

me engineers
29 W 38th STREET, 5th FLOOR
NEW YORK, NY 10018
(212) 447-6770

NO.	DESCRIPTION	DATE
1	PHASE 1 - ISSUED FOR 95% SD, 50% DD	12/18/2020

REVISIONS/ ISSUES

CONTRACTOR SHALL CHECK AND VERIFY ALL DIMENSIONS AND REPORT ANY OMISSIONS OR DISCREPANCIES TO THE ARCHITECT BEFORE PROCEEDING WITH THE WORK. DO NOT SCALE THE DRAWINGS

SEAL

DRAWN Author
DATE 12/02/20
CHECKED Checker
DATE PLOTTED 2020-12-18 3:12:38 PM

1 CIVIC CENTER PLAZA
HARTFORD, CT

DWG. TITLE
LEVEL 31 FF&E PLAN QUAD A - PHASE 1

SCALE 1/8" = 1'-0"
DWG. NO. A-901A.PH1
PROJ. NO. 1605

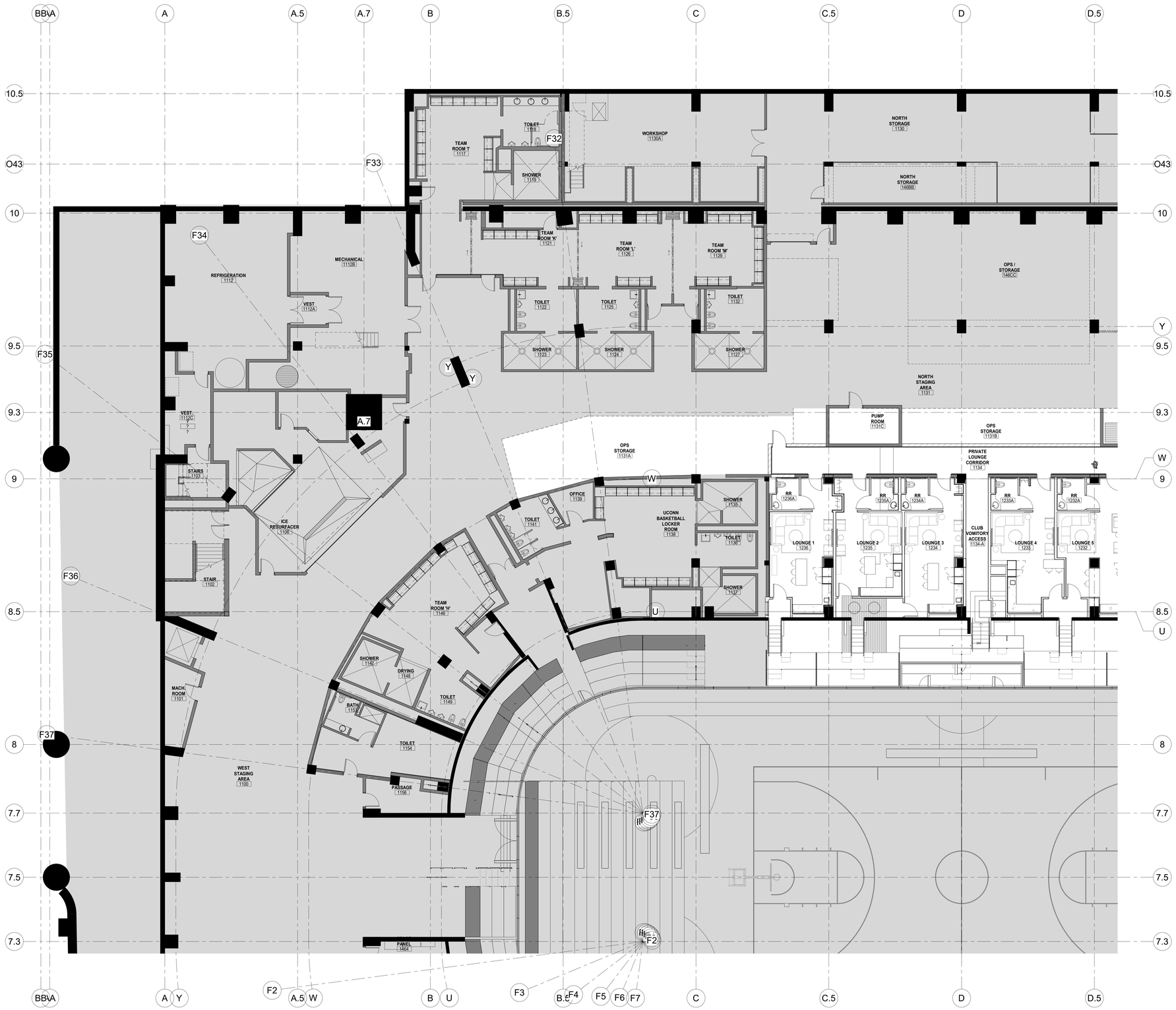

B C A D

XL CENTER

CAPITAL REGION DEVELOPMENT AUTHORITY

SCI ARCHITECTS
469 SEVENTH AVE, SUITE 900
NEW YORK, NY 10018
(646) 658-7410

me engineers
29 W 38th STREET, 5th FLOOR
NEW YORK, NY 10018
(212) 447-6770

NO.	DESCRIPTION	DATE
1	PHASE 1 - ISSUED FOR 95% SD, 50% DD	12/18/2020

REVISIONS/ ISSUES

CONTRACTOR SHALL CHECK AND VERIFY ALL DIMENSIONS AND REPORT ANY OMISSIONS OR DISCREPANCIES TO THE ARCHITECT BEFORE PROCEEDING WITH THE WORK.
DO NOT SCALE THE DRAWINGS

SEAL

DRAWN: Author
DATE: 12/02/20
CHECKED: Checker
DATE PLOTTED: 2020-12-18 3:12:50 PM

1 CIVIC CENTER PLAZA
HARTFORD, CT

DWG. TITLE
LEVEL 31 FF&E PLAN QUAD B - PHASE 1

SCALE: 1/8" = 1'-0"
DWG. NO.: A-901B.PH1
PROJ. NO.: 1605

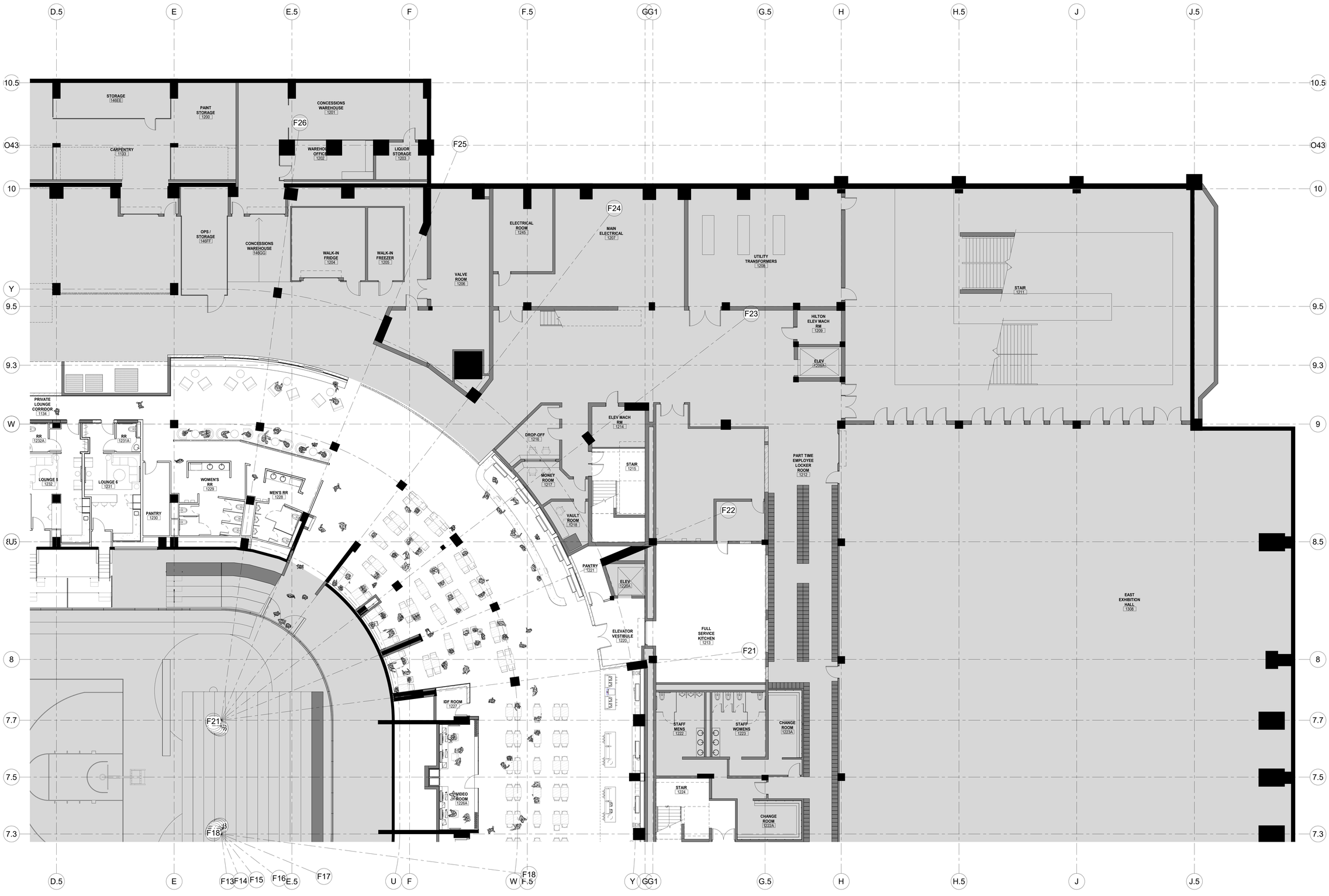

B C A D

XL CENTER

CAPITAL REGION DEVELOPMENT AUTHORITY

SCI ARCHITECTS
469 SEVENTH AVE, SUITE 900
NEW YORK, NY 10018
(646) 658-7410

me engineers
29 W 38th STREET, 5th FLOOR
NEW YORK, NY 10018
(212) 447-6770

NO.	DESCRIPTION	DATE
1	PHASE 1 - ISSUED FOR 95% SD, 50% DD	12/18/2020

REVISIONS/ ISSUES

CONTRACTOR SHALL CHECK AND VERIFY ALL DIMENSIONS AND REPORT ANY OMISSIONS OR DISCREPANCIES TO THE ARCHITECT BEFORE PROCEEDING WITH THE WORK. DO NOT SCALE THE DRAWINGS

SEAL

DRAWN: Author
DATE: 12/02/20
CHECKED: Checker
DATE PLOTTED: 2020-12-18 3:13:13 PM

1 CIVIC CENTER PLAZA
HARTFORD, CT

DWG. TITLE
LEVEL 31 FF&E PLAN QUAD C - PHASE 1

SCALE: 1/8" = 1'-0"
DWG. NO.: A-901C.PH1
PROJ. NO.: 1605

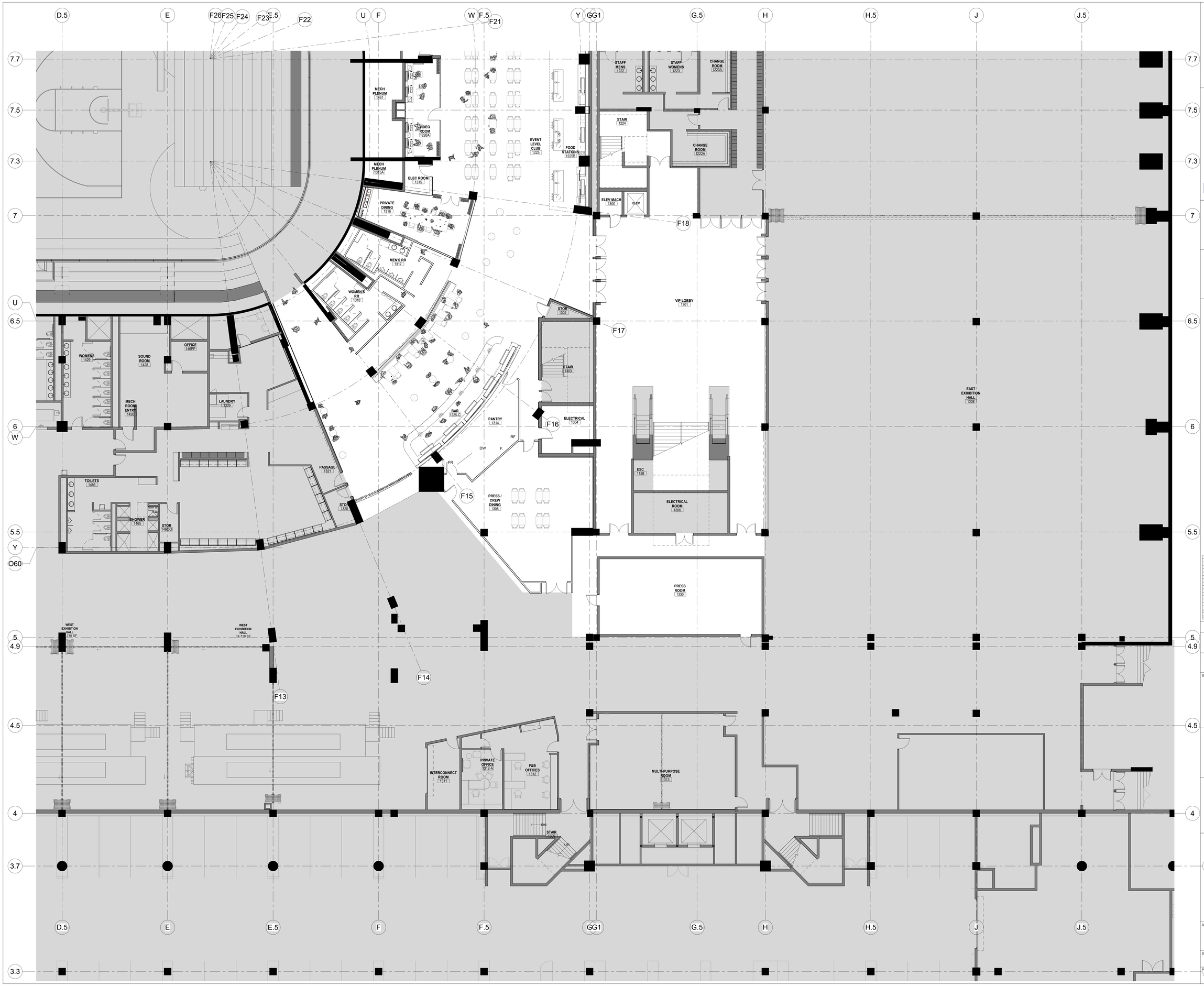

B C A D

XL CENTER

CAPITAL REGION DEVELOPMENT AUTHORITY

SCI ARCHITECTS
469 SEVENTH AVE, SUITE 900
NEW YORK, NY 10018
(646) 658-7410

me engineers
29 W 38th STREET, 5th FLOOR
NEW YORK, NY 10018
(212) 447-6770

NO.	DESCRIPTION	DATE
1	PHASE 1 - ISSUED FOR 95% SD, 50% DD	12/18/2020

REVISIONS/ ISSUES

CONTRACTOR SHALL CHECK AND VERIFY ALL DIMENSIONS AND REPORT ANY OMISSIONS OR DISCREPANCIES TO THE ARCHITECT BEFORE CONSTRUCTION. DRAWINGS DO NOT SCALE THE DRAWINGS

SEAL

DRAWN: Author
DATE: 12/02/20
CHECKED: Checker
DATE PLOTTED: 2020-12-18 3:13:34 PM

1 CIVIC CENTER PLAZA
HARTFORD, CT

DWG. TITLE
LEVEL 31 FF&E PLAN QUAD D - PHASE 1

SCALE: 1/8" = 1'-0"
PROJ. NO.: 1605
DWG. NO.: A-901D.PH1

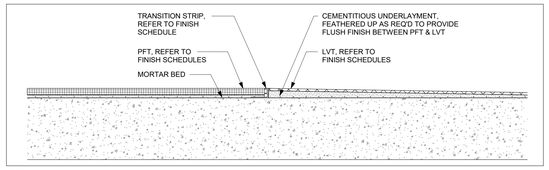

9 TYPICAL DETAIL - PORCELAIN TILE TO LVT TRANSITION
6" = 1'-0"

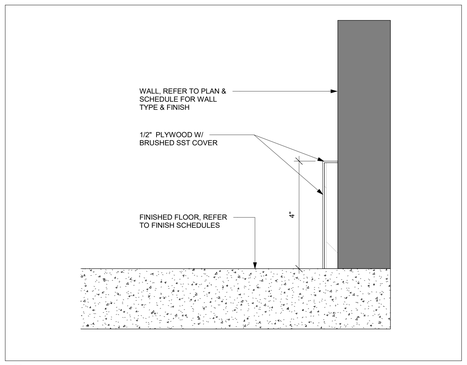

13 TYPICAL DETAIL - WALL TRANSITION @ BRUSHED SST BASE
6" = 1'-0"

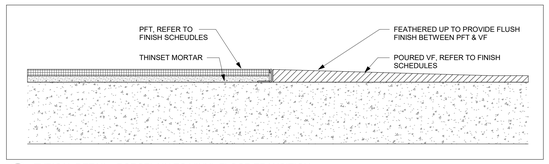

8 TYPICAL DETAIL - PORCELAIN TO VINYL FLOOR TRANSITION
6" = 1'-0"

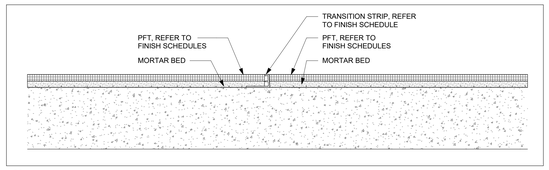

7 TYPICAL DETAIL - PORCELAIN TILE TO PORCELAIN TILE TRANSITION
6" = 1'-0"

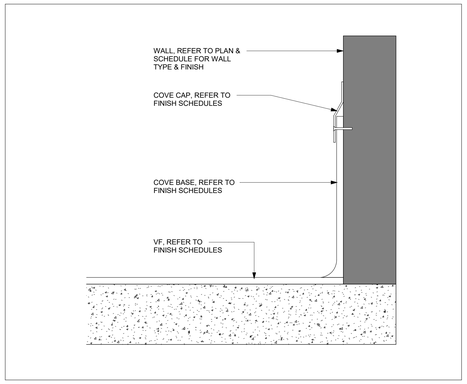

12 TYPICAL DETAIL - WALL TRANSITION @ COVE BASE
6" = 1'-0"

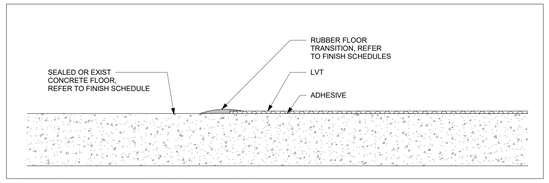

6 TYPICAL DETAIL - LVT TO CONCRETE TRANSITION
6" = 1'-0"

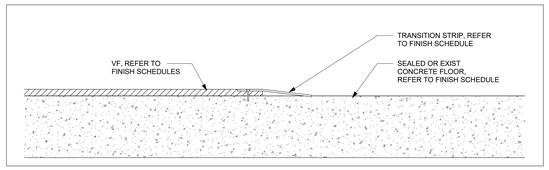

5 TYPICAL DETAIL - VINYL FLOORING TO CONCRETE TRANSITION
6" = 1'-0"

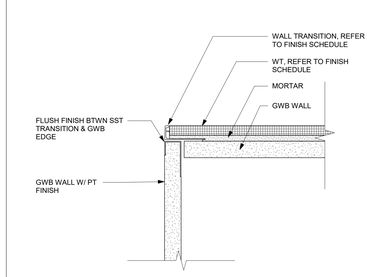

15 TYPICAL DETAIL - WALL TRANSITION AT CORNERS FOR WT @ PAINTED GWB
6" = 1'-0"

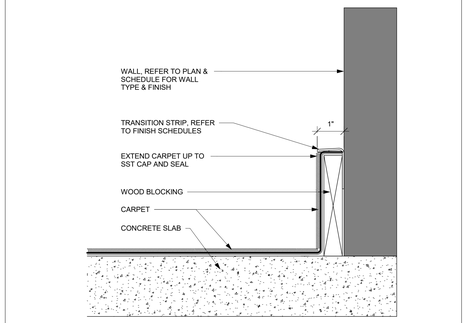

11 TYPICAL DETAIL - WALL TRANSITION @ CARPET BASE
6" = 1'-0"

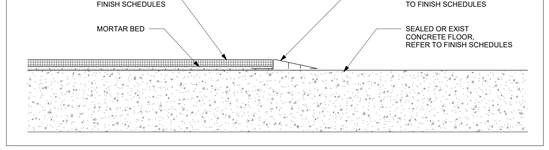

4 TYPICAL DETAIL - PORCELAIN TILE TO CONCRETE FLOOR TRANSITION
6" = 1'-0"

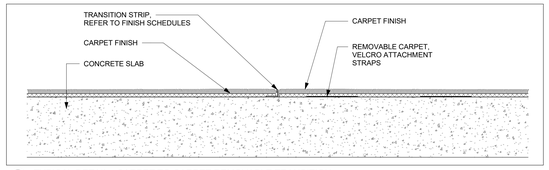

3 TYPICAL DETAIL - CARPET TO CARPET REMOVABLE TRANSITION
6" = 1'-0"

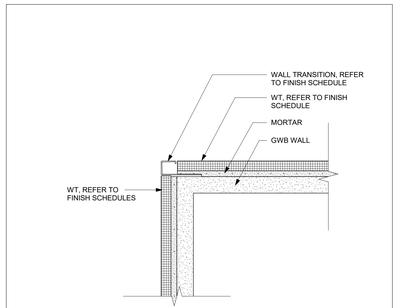

14 TYPICAL DETAIL - WALL TRANSITION AT CORNERS FOR WALL TILE
6" = 1'-0"

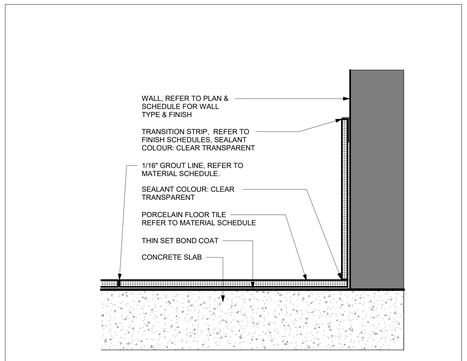

10 TYPICAL DETAIL - WALL TRANSITION @ WT BASE
6" = 1'-0"

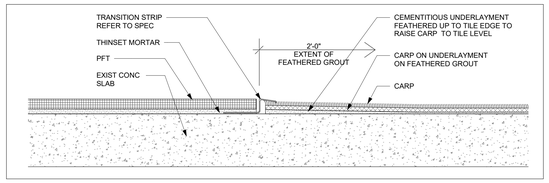

2 TYPICAL DETAIL - PORCELAIN TILE TO CARPET FLOOR TRANSITION
6" = 1'-0"

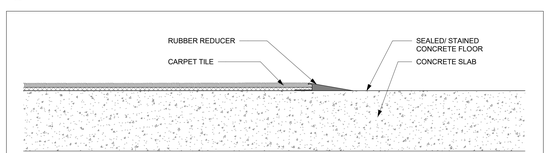

1 TYPICAL DETAIL - CARPET TO CONCRETE TRANSITION
6" = 1'-0"

B C A D

XL CENTER
CAPITAL REGION DEVELOPMENT AUTHORITY

SCI ARCHITECTS
469 SEVENTH AVE, SUITE 900
NEW YORK, NY 10018
(646) 658-7410

me engineers
29 W 38th STREET, 5th FLOOR
NEW YORK, NY 10018
(212) 447-6770

NO.	DESCRIPTION	DATE
1	PHASE 1 - ISSUED FOR 95%, 50, 50% DD	12/18/2020

REVISIONS/ ISSUES

CONTRACTOR SHALL CHECK AND VERIFY ALL DIMENSIONS AND REPORT ANY OMISSIONS OR DISCREPANCIES TO THE ARCHITECT BEFORE PROCEEDING WITH THE WORK
DO NOT SCALE THE DRAWINGS

SEAL

DRAWN: Author
DATE: 11/19/20
CHECKED: Checker
DATE PLOTTED: 2020-12-18 5:24:17 PM

1 CIVIC CENTER PLAZA
HARTFORD, CT

DWG. TITLE
TRANSITION DETAILS

SCALE: 6" = 1'-0"
PROJ. NO.: 1605
DWG. NO.: A-910.PH1

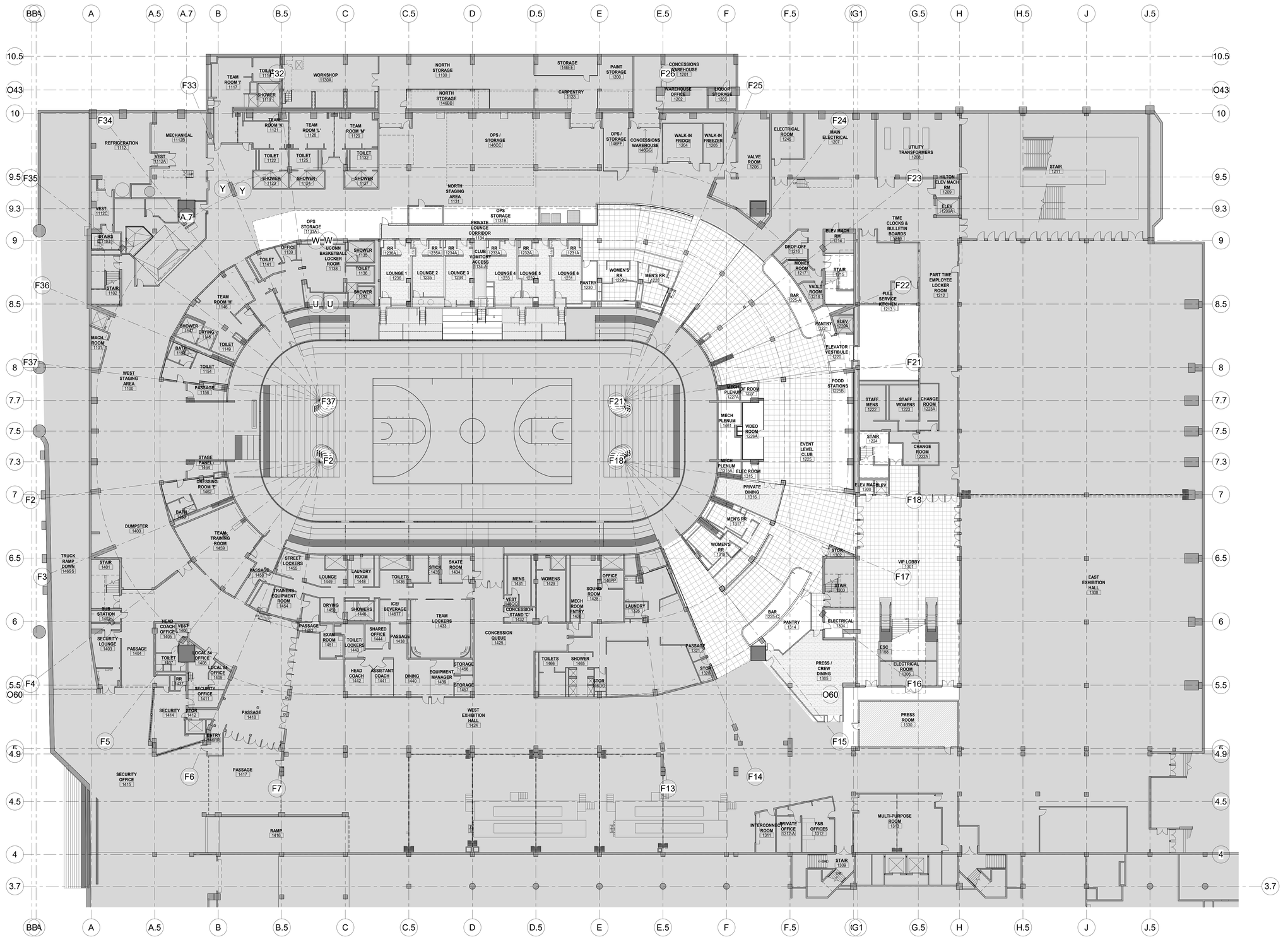

B C A D

XL CENTER

CAPITAL REGION DEVELOPMENT AUTHORITY

SCI ARCHITECTS
469 SEVENTH AVE, SUITE 900
NEW YORK, NY 10018
(646) 658-7410

me engineers
29 W 38th STREET, 5th FLOOR
NEW YORK, NY 10018
(212) 447-6770

NO.	DESCRIPTION	DATE
1	PHASE 1 - ISSUED FOR 95% SD, 50% DD	12/18/2020

REVISIONS/ ISSUES

CONTRACTOR SHALL CHECK AND VERIFY ALL DIMENSIONS AND REPORT ANY OMISSIONS OR DISCREPANCIES TO THE ARCHITECT BEFORE PROCEEDING WITH THE WORK
DO NOT SCALE THE DRAWINGS

SEAL

DRAWN: Author
DATE: 04/12/17
CHECKED: Checker
DATE PLOTTED: 2020-12-18 5:24:32 PM

1 CIVIC CENTER PLAZA
HARTFORD, CT

DWG. TITLE
LEVEL 31 - FINISH PLAN - PHASE 1

SCALE: As indicated
PROJ. NO.: 1605
DWG. NO.: A-911.PH1

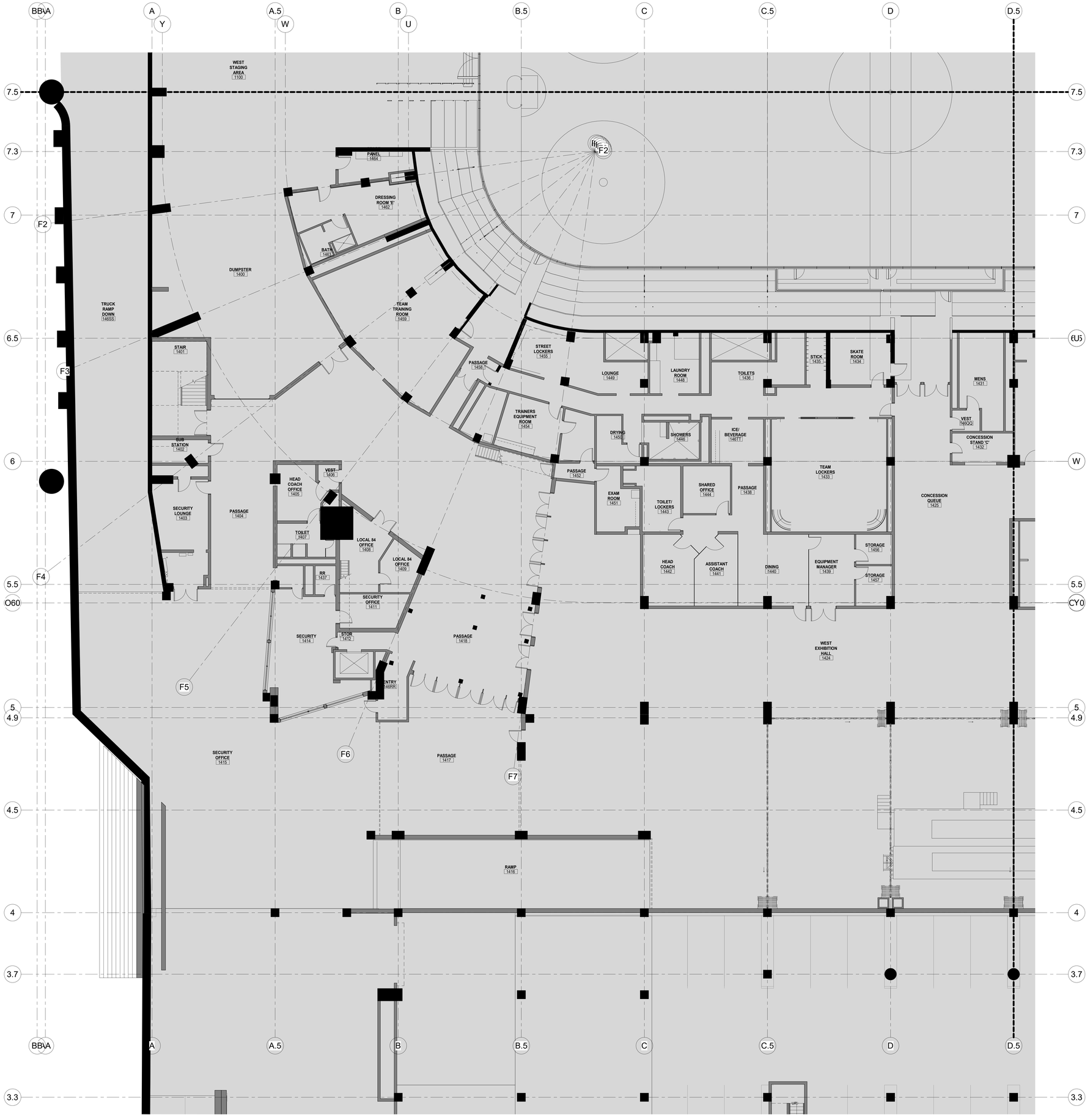

FINISH PLAN LEGEND

- BROADLOOM CARPET
- REMOVABLE BROADLOOM
- CARPET TILE

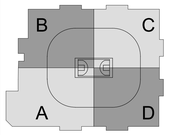

XL CENTER

CAPITAL REGION DEVELOPMENT AUTHORITY

SCI ARCHITECTS
469 SEVENTH AVE, SUITE 900
NEW YORK, NY 10018
(646) 658-7410

me engineers
29 W 38th STREET, 5th FLOOR
NEW YORK, NY 10018
(212) 447-6770

NO.	DESCRIPTION	DATE
1	PHASE 1 - ISSUED FOR 95% SD, 50% DD	12/18/2020

REVISIONS/ ISSUES

CONTRACTOR SHALL CHECK AND VERIFY ALL DIMENSIONS AND REPORT ANY OMISSIONS OR DISCREPANCIES TO THE ARCHITECT BEFORE COMMENCING ANY WORK.
DO NOT SCALE THE DRAWINGS

SEAL

DRAWN: AS
DATE: 10/20/20
CHECKED: Checker
DATE PLOTTED: 2020-12-18 5:24:39 PM

1 CIVIC CENTER PLAZA
HARTFORD, CT

DWG. TITLE
LEVEL 31 - FINISH FLOOR PLAN QUAD A - PHASE 1

SCALE: As indicated
DWG. NO.: A-911A.PH1
PROJ. NO.: 1605

FINISH PLAN LEGEND

- BROADLOOM CARPET
- REMOVABLE BROADLOOM
- CARPET TILE

XL CENTER

CAPITAL REGION DEVELOPMENT AUTHORITY

SCI ARCHITECTS
469 SEVENTH AVE, SUITE 900
NEW YORK, NY 10018
(646) 658-7410

me engineers
29 W 38th STREET, 5th FLOOR
NEW YORK, NY 10018
(212) 447-6770

NO.	DESCRIPTION	DATE
1	PHASE 1 - ISSUED FOR 90%, 50, 50% DD	12/18/2020

REVISIONS/ ISSUES

CONTRACTOR SHALL CHECK AND VERIFY ALL DIMENSIONS AND REPORT ANY OMISSIONS OR DISCREPANCIES TO THE ARCHITECT BEFORE PROCEEDING WITH THE WORK
DO NOT SCALE THE DRAWINGS

SEAL

DRAWN: AS
DATE: 10/21/20
CHECKED: Checker
DATE PLOTTED: 2020-12-18 5:24:48 PM

1 CIVIC CENTER PLAZA
HARTFORD, CT

DWG. TITLE
LEVEL 31 - FINISH FLOOR PLAN QUAD B - PHASE 1

SCALE: As indicated
DWG. NO.: A-911B.PH1
PROJ. NO.: 1605

FINISH PLAN LEGEND

- BROADLOOM CARPET
- REMOVABLE BROADLOOM
- CARPET TILE

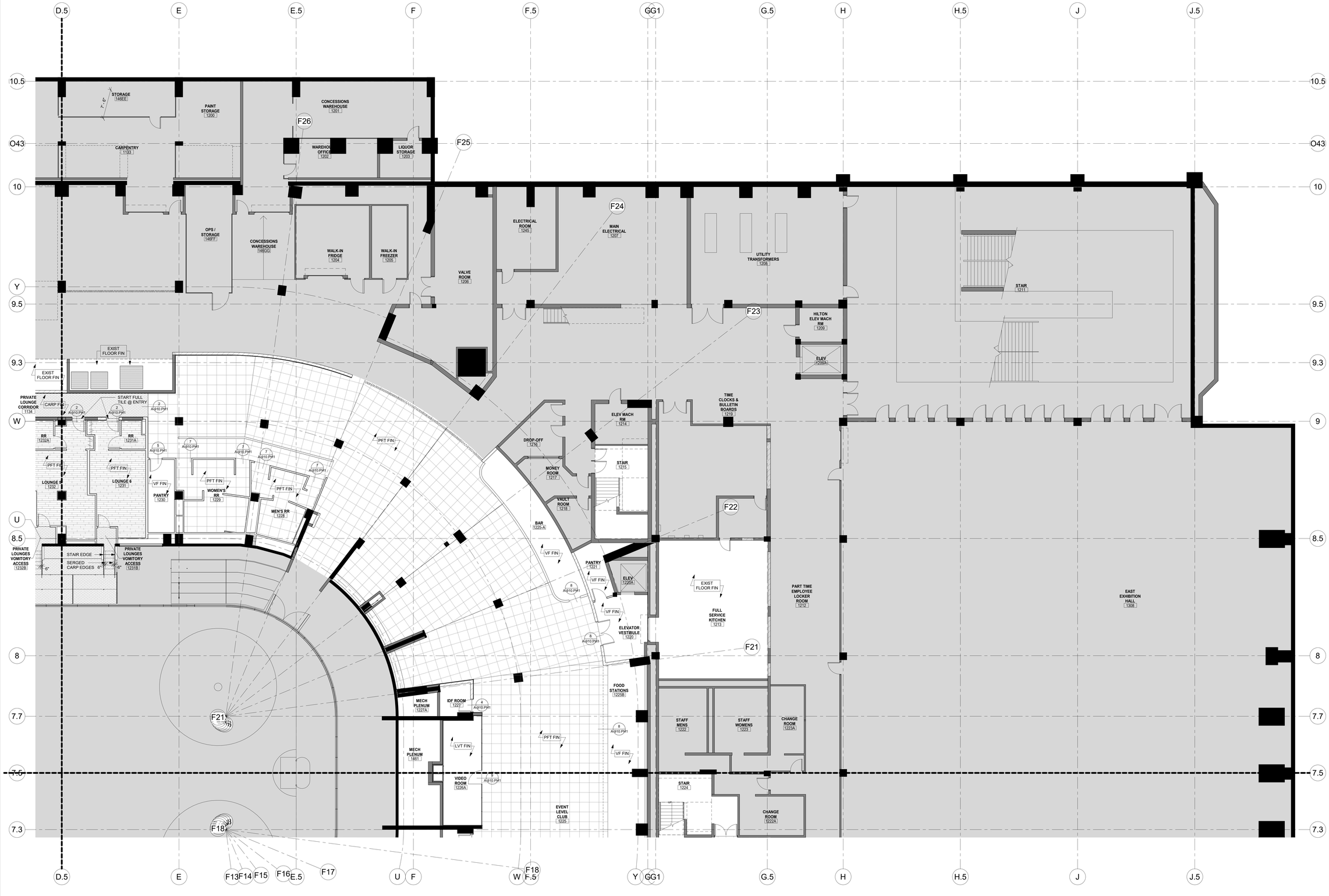

XL CENTER

CAPITAL REGION DEVELOPMENT AUTHORITY

SCI ARCHITECTS
469 SEVENTH AVE, SUITE 900
NEW YORK, NY 10018
(646) 658-7410

me engineers
29 W 38th STREET, 5th FLOOR
NEW YORK, NY 10018
(212) 447-6770

NO.	DESCRIPTION	DATE
1	PHASE 1 - ISSUED FOR 90%, 50, 50% DD	12/18/2020

REVISIONS/ ISSUES

CONTRACTOR SHALL CHECK AND VERIFY ALL DIMENSIONS AND REPORT ANY OMISSIONS OR DISCREPANCIES TO THE ARCHITECT BEFORE PROCEEDING WITH THE WORK
DO NOT SCALE THE DRAWINGS

SEAL

DRAWN AS
DATE 10/21/20
CHECKED Checker
DATE PLOTTED 2020-12-18 5:24:52 PM

1 CIVIC CENTER PLAZA
HARTFORD, CT

DWG. TITLE
LEVEL 31 - FINISH FLOOR PLAN QUAD C - PHASE 1

SCALE As indicated
DWG. NO. A-911C.PH1
PROJ. NO. 1605

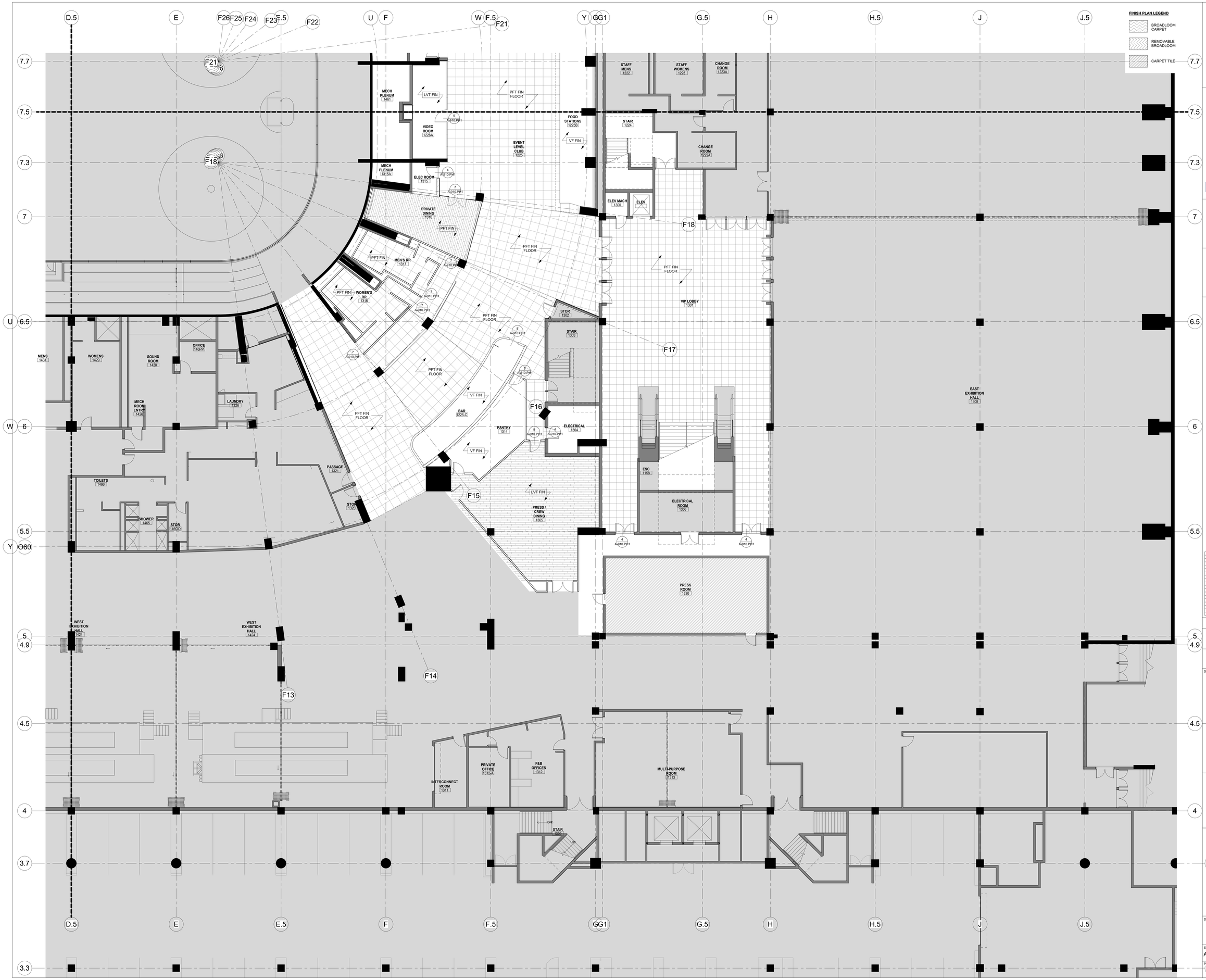

XL CENTER

CAPITAL REGION DEVELOPMENT AUTHORITY

SCI ARCHITECTS
469 SEVENTH AVE, SUITE 900
NEW YORK, NY 10018
(646) 658-7410

me engineers
29 W 38th STREET, 5th FLOOR
NEW YORK, NY 10018
(212) 447-6770

NO.	DESCRIPTION	DATE
1	PHASE 1 - ISSUED FOR 95% SD, 50% DD	12/18/2020

REVISIONS/ ISSUES

CONTRACTOR SHALL CHECK AND VERIFY ALL DIMENSIONS AND REPORT ANY OMISSIONS OR DISCREPANCIES TO THE ARCHITECT BEFORE PROCEEDING WITH THE WORK
DO NOT SCALE THE DRAWINGS

SEAL

DRAWN: AS
DATE: 10/21/20
CHECKED: Checker
DATE PLOTTED: 2020-12-18 5:24:59 PM

1 CIVIC CENTER PLAZA
HARTFORD, CT

DWG. TITLE
LEVEL 31 - FINISH FLOOR PLAN QUAD D - PHASE 1

SCALE: As indicated
DWG. NO.: A-911D.PH1
PROJ. NO.: 1605

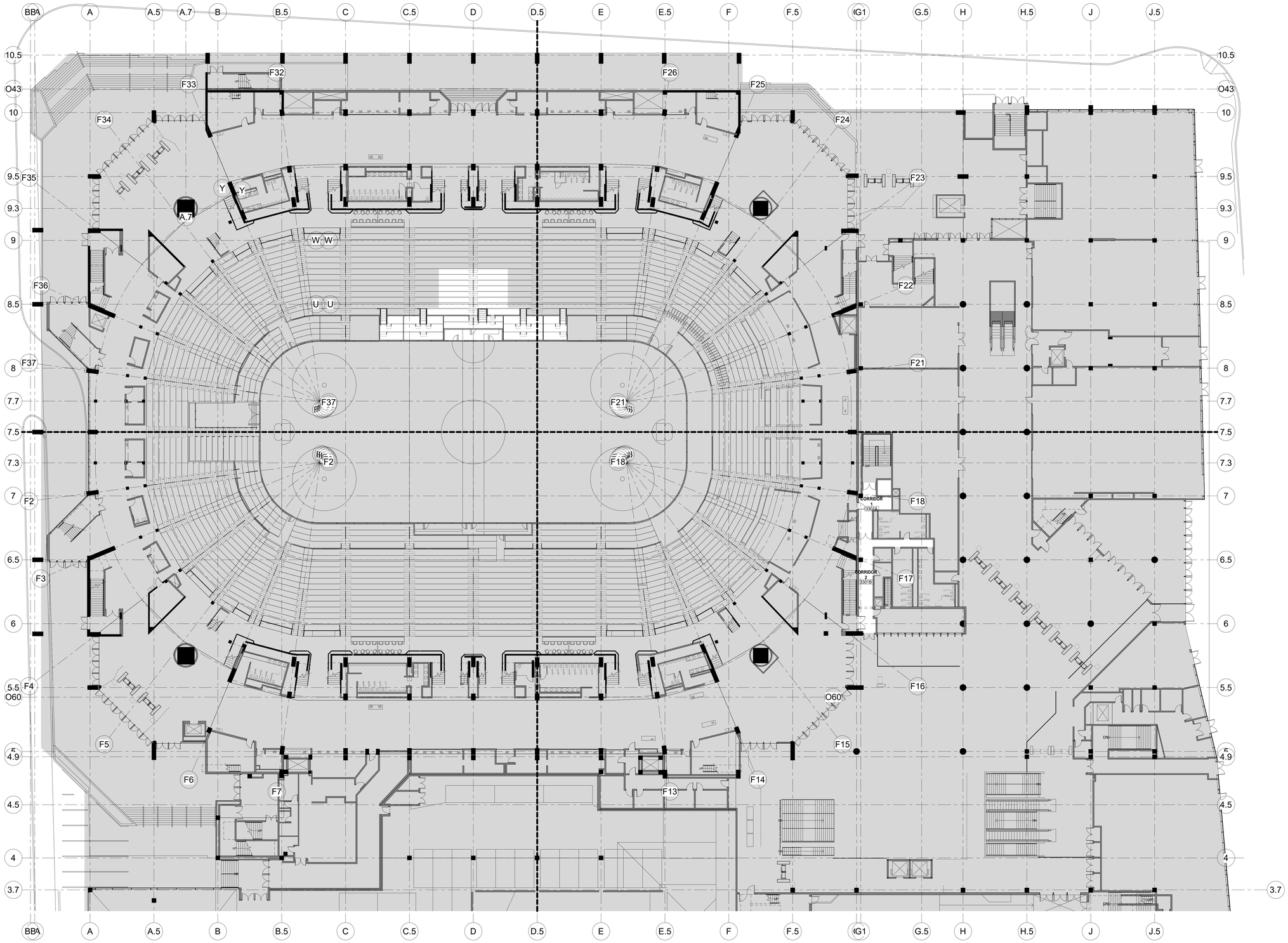

B C A D

XL CENTER

CAPITAL REGION DEVELOPMENT AUTHORITY

S C I ARCHITECTS
469 SEVENTH AVE, SUITE 900
NEW YORK, NY 10018
(646) 658-7410

me engineers
29 W 38th STREET, 5th FLOOR
NEW YORK, NY 10018
(212) 447-6770

NO.	DESCRIPTION	DATE
1	PHASE 1 - ISSUED FOR 95% SD, 50% DD	12/18/2020

REVISIONS/ ISSUES

CONTRACTOR SHALL CHECK AND VERIFY ALL DIMENSIONS AND REPORT ANY OMISSIONS OR DISCREPANCIES TO THE ARCHITECT BEFORE PROCEEDING WITH THE WORK
DO NOT SCALE THE DRAWINGS

SEAL

DRAWN: AS
DATE: 04/12/17
CHECKED: Checker
DATE PLOTTED: 2020-12-18 3:14:56 PM

1 CIVIC CENTER PLAZA
HARTFORD, CT

DWG. TITLE
LEVEL 61 - FINISH PLAN - PHASE 1

SCALE: 1/16" = 1'-0"
PROJ. NO.: 1605
DWG. NO.: A-913.PH1

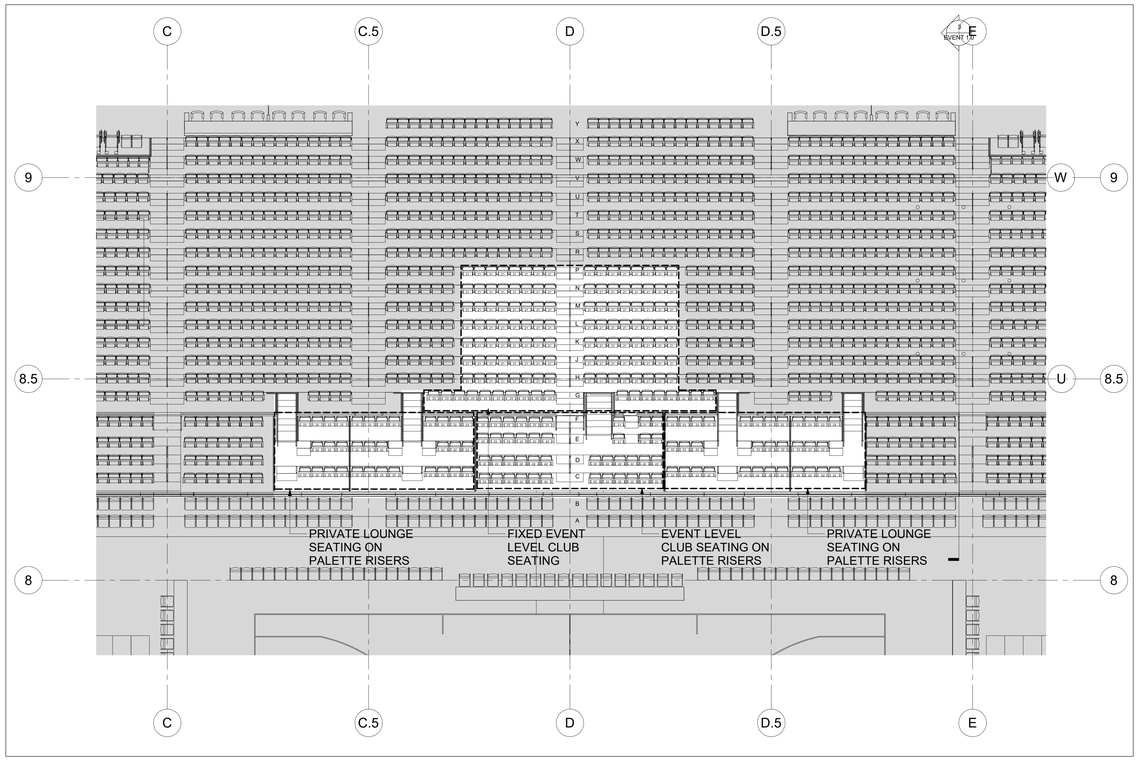

2 LOWER BOWL - SEATING BASKETBALL
1/8" = 1'-0"

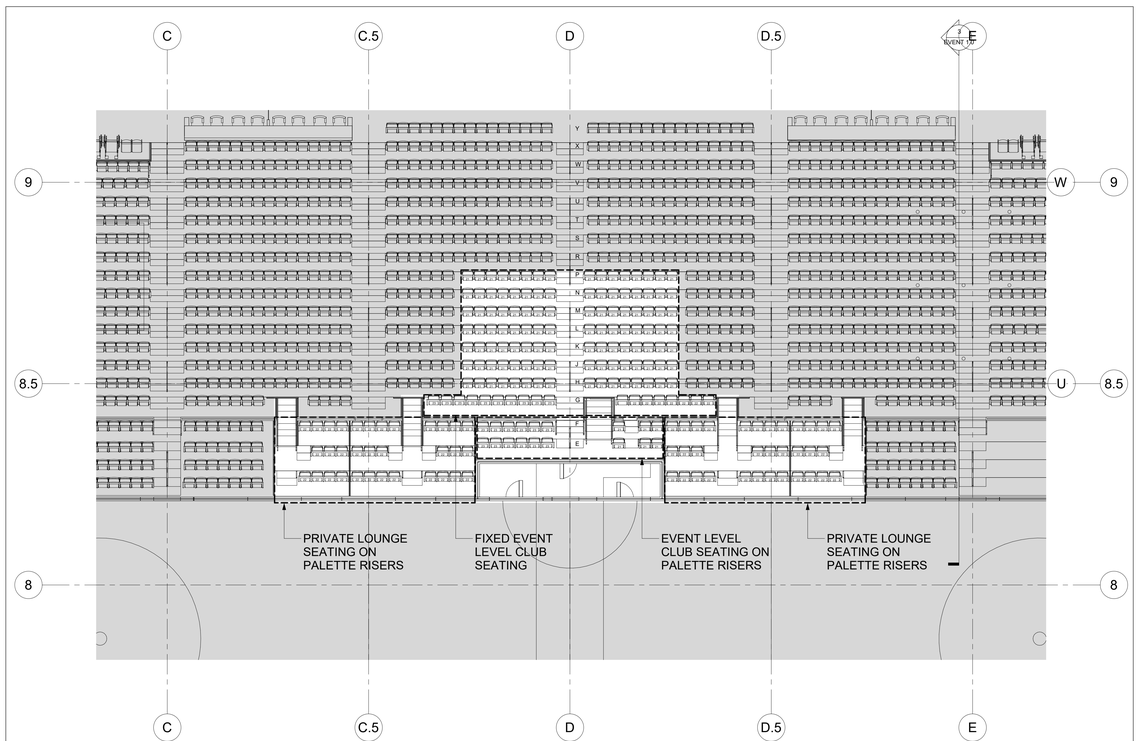

1 LOWER BOWL - SEATING HOCKEY
1/8" = 1'-0"

B C A D

XL CENTER

CAPITAL REGION DEVELOPMENT AUTHORITY

SCI ARCHITECTS
469 SEVENTH AVE, SUITE 900
NEW YORK, NY 10018
(646) 658-7410

me engineers
29 W 38th STREET, 5th FLOOR
NEW YORK, NY 10018
(212) 447-6770

NO	DESCRIPTION	DATE
1	PHASE 1 - ISSUED FOR 95% SD, 50% DD	12/18/2020

REVISIONS/ ISSUES

CONTRACTOR SHALL CHECK AND VERIFY ALL DIMENSIONS AND REPORT ANY OMISSIONS OR DISCREPANCIES TO THE ARCHITECT BEFORE COMMENCING WITH THE WORK.
DO NOT SCALE THE DRAWINGS

SEAL

DRAWN: Author
DATE: 08/21/20
CHECKED: Checker
DATE PLOTTED: 2020-12-18 3:15:51 PM

1 CIVIC CENTER PLAZA
HARTFORD, CT

DWG. TITLE
LOWER BOWL SEATING PLANS - PHASE 1

SCALE: 1/8" = 1'-0"
PROJ. NO.: 1605
DWG. NO.: A-920.PH1

NOTES:

1. HARDWARE ABBREVIATIONS
CL - CLOSER
CLH - CLOSER W/ HOLD-OPEN FUNCTION
CR - CARD READER
CRK - CARD READER W/ KEYPAD
DC - DOOR CONTACT
DS - DOOR STOP
EL - ELECTRIC LATCH
ES - ELECTRIC STRIKE
GR - AIR TRANSFER GRILLE
HC - HANDICAP DOOR OPERATOR
KP - KICK PLATE
MCL - MECHANICAL CODE LOCK
PB - PANIC BAR (NOTE: INCL CL, TYP.)
RTE - REQUEST TO EXIT MOTION SENSOR
TH - THRESHOLD
WS - WEATHER STRIPPING

2. ALL EXTERIOR DOORS SHALL BE SUPPLIED W/ CL, WS, TH, PB, DC
EXT = EXTERIOR DOOR

3. GLAZING TYPES
SI - INSULATED GLAZING SB - SANDBLASTED
NOTE: IF GLAZING TYPE NOT INDICATED, GLASS SHALL BE TEMPERED

4. FOR "EXISTING/ NEW" COLUMN
'EXIST' DENOTES EXISTING DOOR & FRAME TO REMAIN.
'EXIST FRAME' DENOTES EXISTING FRAME TO REMAIN, NEW DOOR & HARDWARE.
A BLANK CELL DENOTES NEW DOOR, FRAME, AND HARDWARE.

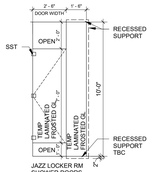

JAZZ LOCKER RM
SHOWER DOORS

SPECIALTY GLAZING DOORS

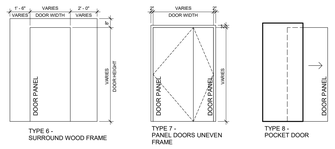

TYPE 6 -
SURROUND WOOD FRAME

TYPE 7 -
PANEL DOORS UNEVEN FRAME

TYPE 8 -
POCKET DOOR

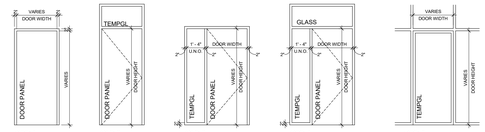

TYPE 1 -
PANEL DOOR FRAME

TYPE 2 -
FRAME WITH TRANSOM

TYPE 3 -
FRAME WITH SIDELIGHT

TYPE 4 -
FRAME WITH TRANSOM & SIDELIGHT

TYPE 5 -
STOREFRONT

FRAME TYPES

F - HOLLOW METAL
FW - WOOD SOLID CORE

G
GT - THERMALLY BROKEN DOUBLE GLAZED
GTS - THERMALLY BROKEN DOUBLE GLAZED SLIDING
GS - SLIDING

H - ALL GLASS DOOR
HTB - TOP & BOTTOM RAIL
HS - SLIDING W/ TOP & BOTTOM RAIL

J - OVERHEAD DOOR

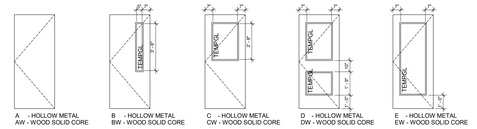

A - HOLLOW METAL
AW - WOOD SOLID CORE

B - HOLLOW METAL
BW - WOOD SOLID CORE

C - HOLLOW METAL
CW - WOOD SOLID CORE

D - HOLLOW METAL
DW - WOOD SOLID CORE

E - HOLLOW METAL
EW - WOOD SOLID CORE

DOOR TYPES

DOOR & FRAME TYPES
1/4" = 1'-0"

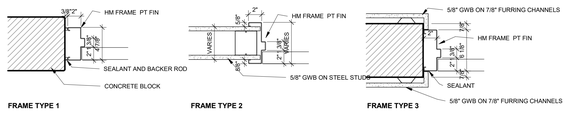

FRAME TYPE 1

FRAME TYPE 2

FRAME TYPE 3

2 DOOR FRAME TYPES - PHASE 1
1 1/2" = 1'-0"

DOOR SCHEDULE - PHASE 1

Level	FROM ROOM	TO ROOM	DOOR NUMBER	Exist / New	DOOR TYPE	PANEL FINISH	DOOR SIZE		FRAME			FIRE RATING	HARDWARE TYPE	COMMENTS
							HEIGHT	WIDTH	FRAME TYPE	MATERIAL	FRAME FINISH			
LEVEL 31	PRIVATE LOUNGE CORRIDOR	NORTH STAGING AREA	1134-1	N	A		7'-0"	3'-0"	1					
LEVEL 31	EVENT LEVEL CLUB	ELEVATOR VESTIBULE	1220-1	N	A		7'-0"	6'-0"	1					
LEVEL 31	ELEVATOR VESTIBULE	PANTRY	1220-2	N	A		7'-0"	3'-0"	1					
LEVEL 31	EVENT LEVEL CLUB	VIP LOBBY	1225-1	N	H		7'-0"	6'-0"						
LEVEL 31	EVENT LEVEL CLUB	VIP LOBBY	1225-2	N	H		7'-0"	6'-0"						
LEVEL 31	EVENT LEVEL CLUB	VIP LOBBY	1225-3	N	H		7'-0"	6'-0"						
LEVEL 31	VIDEO ROOM	EVENT LEVEL CLUB	1226A-1	N	H		6'-11 3/4"	3'-5 3/4"						
LEVEL 31	EVENT LEVEL CLUB	IDF ROOM	1227-1	N	A		7'-0"	3'-0"	1					
LEVEL 31	OFFICE	PANTRY	1230-1	N	A		7'-0"	3'-0"	1					
LEVEL 31	PRIVATE LOUNGE CORRIDOR	LOUNGE 6	1231-1	N	A		7'-0"	3'-0"	1					
LEVEL 31	RR	LOUNGE 6	1231A-1	N	A		7'-0"	3'-0"	1					
LEVEL 31	PRIVATE LOUNGES VOMITORY ACCESS	LOUNGE 6	1231B-1	N	A		7'-0"	3'-0"	1					
LEVEL 31	PRIVATE LOUNGE CORRIDOR	LOUNGE 5	1232-1	N	A		7'-0"	3'-0"	1					
LEVEL 31	RR	LOUNGE 5	1232A-1	N	A		7'-0"	3'-0"	1					
LEVEL 31	PRIVATE LOUNGES VOMITORY ACCESS	LOUNGE 5	1232B-1	N	A		7'-0"	3'-0"	1					
LEVEL 31	PRIVATE LOUNGE CORRIDOR	LOUNGE 4	1233-1	N	A		7'-0"	3'-0"	1					
LEVEL 31	RR	LOUNGE 4	1233A-1	N	A		7'-0"	3'-0"	1					
LEVEL 31	PRIVATE LOUNGES VOMITORY ACCESS	LOUNGE 4	1233B-1	N	A		7'-0"	3'-0"	1					
LEVEL 31	PRIVATE LOUNGE CORRIDOR	LOUNGE 3	1234-1	N	A		7'-0"	3'-0"	1					
LEVEL 31	RR	LOUNGE 3	1234A-1	N	A		7'-0"	3'-0"	1					
LEVEL 31	PRIVATE LOUNGES VOMITORY ACCESS	LOUNGE 2	1234B-1	N	A		7'-0"	3'-0"	1					
LEVEL 31	PRIVATE LOUNGES VOMITORY ACCESS	LOUNGE 3	1234C-1	N	A		6'-8"	3'-0"	1					
LEVEL 31	PRIVATE LOUNGE CORRIDOR	LOUNGE 2	1235-1	N	A		7'-0"	3'-0"	1					
LEVEL 31	RR	LOUNGE 2	1235A-1	N	A		7'-0"	3'-0"	1					
LEVEL 31	PRIVATE LOUNGE CORRIDOR	LOUNGE 1	1236-1	N	A		7'-0"	3'-0"	1					
LEVEL 31	RR	LOUNGE 1	1236A-1	N	A		7'-0"	3'-0"	1					
LEVEL 31	PRIVATE LOUNGES VOMITORY ACCESS	LOUNGE 1	1236B-1	N	A		7'-0"	3'-0"	1					
LEVEL 31	PRESS / CREW DINING	WEST EXHIBITION HALL	1305-1	N	A		7'-0"	6'-0"	1					
LEVEL 31	WEST EXHIBITION HALL	PRESS / CREW DINING	1305-2	N	A		7'-0"	3'-0"	1					
LEVEL 31	PRESS / CREW DINING	PANTRY	1305-3	N	A		7'-0"	3'-0"	1					
LEVEL 31	EVENT LEVEL CLUB	PRESS / CREW DINING	1305-4	N	A		7'-0"	3'-0"	1					
LEVEL 31	EVENT LEVEL CLUB	PANTRY	1314-1	N	A		7'-0"	3'-0"	1					
LEVEL 31	EVENT LEVEL CLUB	ELEC ROOM	1315-1	N	A		7'-0"	3'-0"	1					
LEVEL 31	PRIVATE DINING	EVENT LEVEL CLUB	1316-1	N	H		7'-11 3/4"	2'-4 5/8"						
LEVEL 31	PRIVATE DINING	EVENT LEVEL CLUB	1316-2	N	H		7'-11 3/4"	2'-5 5/8"						

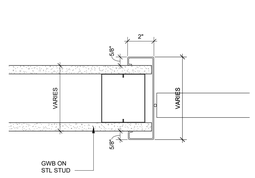

JAMB DETAIL 1 - HOLLOW METAL FRAME @ GWB WALL

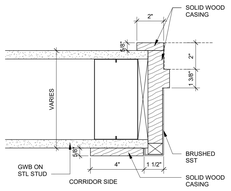

JAMB DETAIL 7 - WOOD DOOR FRAME W/ SST TRIM @ GWB WALL

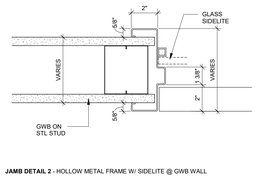

JAMB DETAIL 2 - HOLLOW METAL FRAME W/ SIDELITE @ GWB WALL

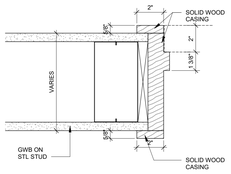

JAMB DETAIL 8 - WOOD DOOR FRAME @ GWB WALL

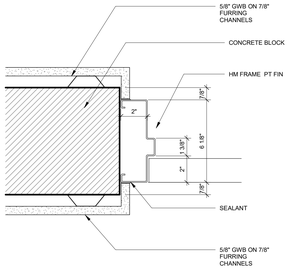

JAMB DETAIL 3 - HOLLOW METAL FRAME @ CONCRETE BLOCK WALL WITH GWB BOTH SIDES

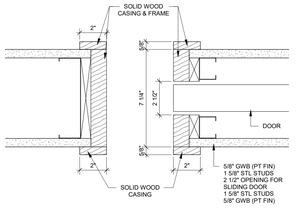

JAMB DETAIL 9 - WOOD POCKET DOOR FRAME @ GWB WALL

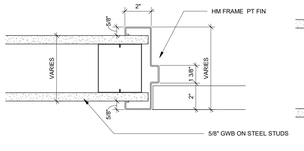

JAMB DETAIL 4 - HOLLOW METAL FRAME @ GWB WALL

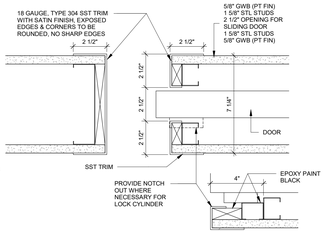

JAMB DETAIL 10 - STEEL POCKET DOOR FRAME @ GWB WALL

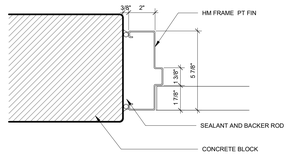

JAMB DETAIL 5 - HOLLOW METAL FRAME @ CONCRETE BLOCK WALL

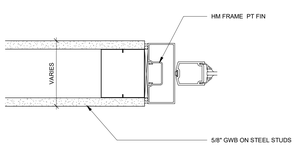

JAMB DETAIL 11 - ALUMINUM FRAME @ GWB WALL

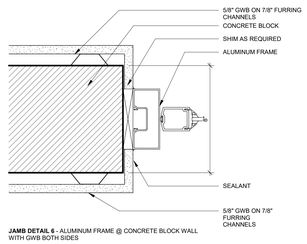

JAMB DETAIL 6 - ALUMINUM FRAME @ CONCRETE BLOCK WALL WITH GWB BOTH SIDES

1 JAMB DETAILS - PHASE 1
3" = 1'-0"

XL CENTER
CAPITAL REGION DEVELOPMENT AUTHORITY

SCI ARCHITECTS
469 SEVENTH AVE, SUITE 900
NEW YORK, NY 10018
(646) 658-7410

me engineers
29 W 38th STREET, 5th FLOOR
NEW YORK, NY 10018
(212) 447-5770

NO.	DESCRIPTION	DATE
1	PHASE 1 - ISSUED FOR 95% SD, 50% DD	12/18/2020

REVISIONS/ ISSUES

CONTRACTOR SHALL CHECK AND VERIFY ALL DIMENSIONS AND REPORT ANY OMISSIONS OR DISCREPANCIES TO THE ARCHITECT BEFORE PROCEEDING WITH THE WORK.
DO NOT SCALE THE DRAWINGS

SEAL

DRAWN: Author
DATE: 11/20/20
CHECKED: Checker
DATE PLOTTED: 2020-12-18 3:15:58 PM

1 CIVIC CENTER PLAZA
HARTFORD, CT

DWG. TITLE
DOOR SCHEDULE - PHASE 1

SCALE: As indicated
DWG. NO.: A-1000.PH1
PROJ. NO.: 1605

Equipment Utility Schedule Press Dining

No.	Qty.	Description	HVAC Utilities			Plumbing Utilities						Electrical Utilities									No.	Comment
			ECFM	Collar Size	SP	HW	CW	DW	IW	MBTUS	Gas Size	Voltage	Phase	HP	Amperage	KW	Hard Connection	Plug	NEMA Config	Electrical Height		
A11	1	Spare Number																			A11	
A12	1	Spare Number																			A12	
A13	1	Spare Number																			A13	
A18	1	Bussing Station							2"												A18	
A19	1	Smartstone Serving Table										(3) 120	1		(3) 20.0			X	5-15P	18"	A19	EC - All equipment is to be plugged into three (3) 120V/20.0amp power outlet strips provided by table manufacturers.
A20	1	Portable Sneeze Guard																			A20	
A21	1	Spare Number																			A21	
A22	1	Spare Number																			A22	
A23	1	Spare Number																			A23	
A24	1	Portable Sneeze Guard																			A24	
A25	1	Portable Sneeze Guard																			A25	
A26	1	Smart Stone Beverage Counter																			A26	
A27	1	Ice Machine					3/8"		3/4"			208-230	1		11.0			X	6-15P	18"	A27	
A28	1	Soda/Ice Dispenser							3/4" & 1"			115	1		4.4			X	5-15P	18"	A28	

Equipment Utility Schedule Pantry

No.	Qty.	Description	HVAC Utilities			Plumbing Utilities						Electrical Utilities									No.	Comment
			ECFM	Collar Size	SP	HW	CW	DW	IW	MBTUS	Gas Size	Voltage	Phase	HP	Amperage	KW	Hard Connection	Plug	NEMA Config	Electrical Height		
B1	1	Work Table										12									B1	
B2	1	Coffee Brewer					3/8"					120/208	3		25.6	9.1	X			48"	B2	
B3	1	Soda System					1/2"					120	1		15.0			X		48"	B3	By Vendor - Verify and coordinate all Utilities, Dimensions and Details in the field with the General Contracotr.
B4	1	6-Burner Range w/ Oven										208	3		54.1	17.0	X	X		18"	B4	
B5	1	Electric Convection Oven										208	1		31.0	11.0	X			28.5	B5	
B6	1	Existing - Ventless Exhaust Hood	3000									208/240	1	1.5	8.0	1.664	X			VFY	B6	
B6A	1	Fire Suppression System										120	1		15.0		X			108"	B6A	Connect to Building Alarm System.
B7	1	Reach-In Heated Cabinet										208	1		4.8	1.5		X	6-15P	82"	B7	
B8	1	Prep Table w/ Sinks				1/2"	1/2"		(2) 2"			(2) 120 & (2) 208	1		(4) 20.0			X	5-20P	48"	B8	EC - Provide two (2) wall mounted convenience outlets at 120V/1ph/20.0 amps and two (2) wall mounted convienience outlets at 208V/1ph/20.0amps.
B9	1	Undercounter Freezer										115	1	1/4	2.3			X	5-15P	18"	B9	
B10	1	Undercounter Dishmachine					3/4"		1-1/2"			208-230	3		33.9		X			18"	B10	
B11	1	Spare Number																			B11	
B12	1	Spare Number																			B12	
B13	1	Spare Number																			B13	
B14	1	Disposer/Controls					1/2"	3"				208	3	3.0	6.0		X			18"	B14	
B15	1	2-Door Reach In Refrigerator										115	1		9.1			X	5-15P	82"	B15	
B16	1	Hand Sink				1/2"	1/2"	1-1/2"				120	1		2.0			X	5-15P	18"	B16	
B17	1	Touchless Soap Dispenser																			B17	Battery operated.
B18	1	Touchless Paper Towel Dispenser																			B18	Battery operated.
B19	1	Dry Storage Shelving																			B19	
B20	1	Dry Storage Shelving																			B20	
B21	1	Spare Number																			B21	
B22	1	Spare Number																			B22	
B23	1	Spare Number																			B23	
B24	1	Ice Machine					3/8"		1/2" & 3/8"			208-230	1		23.8		X			VFY	B24	
B25	1	Ice Bin System							3/4"												B25	

Equipment Utility Schedule South Bar

No.	Qty.	Description	HVAC Utilities			Plumbing Utilities						Electrical Utilities									No.	Comment
			ECFM	Collar Size	SP	HW	CW	DW	IW	MBTUS	Gas Size	Voltage	Phase	HP	Amperage	KW	Hard Connection	Plug	NEMA Config	Electrical Height		
C1	1	Back Bar Refrigerator							1"			120	1	1/4	4.2			X	5-15P	18"	C1	
C2	1	Back Bar Refrigerator							1"			120	1	1/4	4.2			X	5-15P	18"	C2	
C3	1	Back Bar Dry Cabinet							1"												C3	
C4	1	Back Bar Refrigerator							1"			120	1	1/4	4.2			X	5-15P	18"	C4	
C5	1	Back Bar Refrigerator							1"			120	1	1/4	4.2			X	5-15P	18"	C5	
C6	1	Soda Gun Assembly																			C6	
C7	1	Service Station Ice Chest							1/2"												C7	
C8	1	Back Bar Counter																			C8	
C9	1	Modular Bar System																			C9	
C10	1	P.O.S. System										120	1		6.0			X	5-15P	18"	C10	By Owner - Verify and Coordinate all Utility Requirements in the field with the General Contractor.
C11	1	Spare Number																			C11	
C12	1	Spare Number																			C12	
C13	1	Spare Number																			C13	
C14	1	12" Liquor Rack																			C14	
C15	1	Soda Gun Assembly																			C15	
C16	1	Ice Bin							1/2"												C16	
C17	1	Draft Beer Dispensing Tower							1"												C17	
C18	1	Speed Rail/ Rack																			C18	
C19	1	Underbar Storage with Handsink				3/8"	3/8"		1-1/2"			120	1		2.0			X	5-15P	18"	C19	
C20	1	Underbar Trash Bin																			C20	
C21	1	Spare Number																			C21	
C22	1	Spare Number																			C22	
C23	1	Spare Number																			C23	
C24	1	12" Liquor Rack																			C24	
C25	1	P.O.S. System										120	1		6.0			X	5-15P	18"	C25	By Owner - Verify and Coordinate all Utility Requirements in the field with the General Contractor.
C26	1	Soda Gun Assembly																			C26	
C27	1	Ice Bin							1/2"												C27	
C28	1	Draft Beer Dispensing Tower							1"												C28	
C29	1	Underbar Storage with Handsink				3/8"	3/8"		1-1/2"			120	1		2.0			X	5-15P	18"	C29	
C30	1	Underbar Trash Bin																			C30	
C31	1	Speed Rail/ Rack																			C31	
C32	1	Spare Number																			C32	
C33	1	Spare Number																			C33	
C34	1	12" Liquor Rack																			C34	
C35	1	Soda Gun Assembly																			C35	
C36	1	Ice Bin							1/2"												C36	
C37	1	Speed Rail/ Rack																			C37	
C38	1	P.O.S. System										120	1		6.0			X	5-15P	18"	C38	By Owner - Verify and Coordinate all Utility Requirements in the field with the General Contractor.
C39	1	Underbar Storage with Handsink				3/8"	3/8"		1-1/2"			120	1		2.0			X	5-15P	18"	C39	
C40	1	Underbar Trash Bin																			C40	
C41	1	Spare Number																			C41	
C42	1	Spare Number																			C42	
C43	1	Spare Number																			C43	
C44	1	Draft Beer Dispensing Tower							1"												C44	
C45	1	12" Liquor Rack																			C45	
C46	1	Soda Gun Assembly																			C46	
C47	1	Ice Bin							1/2"												C47	
C48	1	Speed Rail/ Rack																			C48	
C49	1	Underbar Storage with Handsink				3/8"	3/8"		1-1/2"			120	1		2.0			X	5-15P	18"	C49	
C50	1	P.O.S. System										120	1		6.0			X	5-15P	18"	C50	By Owner - Verify and Coordinate all Utility Requirements in the field with the General Contractor.
C51	1	Spare Number																			C51	
C52	1	Spare Number																			C52	
C53	1	Spare Number																			C53	
C54	1	Glasswasher				1/2"			1"			115	1		16.0		X			18"	C54	
C55	1	Drainboard							1-1/2"												C55	
C56	1	Draft Beer Dispensing Tower							1"												C56	
C57	1	Underbar Trash Bin																			C57	
C58	1	12" Liquor Rack																			C58	
C59	1	Soda Gun Assembly																			C59	
C60	1	Ice Bin							1/2"												C60	
C61	1	Spare Number																			C61	
C62	1	Spare Number																			C62	
C63	1	Spare Number																			C63	
C64	1	Speed Rail/ Rack																			C64	
C65	1	P.O.S. System										120	1		6.0			X	5-15P	18"	C65	By Owner - Verify and Coordinate all Utility Requirements in the field with the General Contractor.
C66	1	Underbar Storage with Handsink				3/8"	3/8"		1-1/2"			120	1		2.0			X	5-15P	18"	C66	
C67	1	Draft Beer Dispensing Tower							1"												C67	
C68	1	Millennium Beer Draft System Glycol Chiller										120	1	3/4	8.0		X			VFY	C68	All beer draft systems work shall be performed by Perfect Pour Draft Beer Specialists in Bronxville, NY.
C68A	1	Millennium Draft System Wall Mounted Manifold																			C68A	All beer draft systems work shall be performed by Perfect Pour Draft Beer Specialists in Bronxville, NY.
C69	3	Underbar Angle Filler - 5 degrees																			C69	
C70	1	Underbar Angle Filler - 10 degrees																			C70	

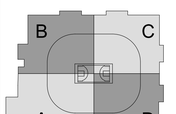

XL CENTER

CAPITAL REGION DEVELOPMENT AUTHORITY

BRISBIN BROOK BEYNON ARCHITECTS
SCI ARCHITECTS
14 Duncan Street, 4th Floor
Toronto, ON, CA M5H 3G8
Tel (416) 591-8999 Fax (416) 591-9087

NO.	DESCRIPTION	DATE

REVISIONS/ ISSUES

CONTRACTOR SHALL CHECK AND VERIFY ALL DIMENSIONS AND REPORT ANY OMISSIONS OR DISCREPANCIES TO THE ARCHITECT BEFORE PROCEEDING WITH THE WORK
DO NOT SCALE THE DRAWINGS

SEAL

DRAWN: LEK
DATE: 11/10/2020
CHECKED: BT
DATE PLOTTED: 12/10/2020 5:40:25 PM

XL CENTER

1 CIVIC CENTER PLAZA
HARTFORD, CT

DWG. TITLE
Foodservice Utility Schedule - Phase 1 Level 31

SCALE
PROJ. NO. 1605
DWG. NO. K1.1.PH1

Equipment Utility Schedule Banquet Dining

vv	Qty.	Description	HVAC Utilities			Plumbing Utilities				Plumbing Utilities		Electrical Utilities								No.	Comment
			ECFM	Collar Size	SP	HW	CW	DW	IW	MBTUS	Gas Size	Voltage	Phase	HP	Amperage	KW	Hard Connection	Plug	NEMA Config	Electrical Height		
D1	1	Smartstone Table - Private Dining										(2) 120	1		(2) 20.0			X	5-15P	18"	D1	EC - All equipment is to be plugged into two (2) 120V/20.0amp power outlet strips provided by table manufacturers.
D2	1	Portable Sneeze Guard																			D2	
D3	1	Undercounter Refrigerator										115	1	1/6	4.0			X	5-15P	12"	D3	
D4	1	Coffee Counter																			D4	
D8	1	Smartstone Buffet Table										(2) 120	1		(2) 20.0			X	5-15P	18"	D8	EC - All equipment is to be plugged into two (2) 120V/20.0amp power outlet strips provided by table manufacturers.
D9	1	Portable Sneeze Guard																			D9	
D10	1	Portable Sneeze Guard																			D10	
D11	1	Spare Number																			D11	
D12	1	Spare Number																			D12	
D13	1	Spare Number																			D13	
D14	1	Reach-in Glass Door Refrigerator										115	1	1/4	3.8			X	5-15P	48"	D14	
D15	1	Smart Stone Beverage Counter																			D15	
D16	1	Urn Coffee Brewer					3/8"					208	3		34.0	12.2	X			48"	D16	
D18	1	Reach-in Glass Door Refrigerator										115	1	1/4	3.8			X	5-15P	48"	D18	
D19	1	Smartstone Buffet Table										(2) 120	1		(2) 20.0			X	5-15P	18"	D19	EC - All equipment is to be plugged into two (2) 120V/20.0amp power outlet strips provided by table manufacturers.
D20	1	Portable Sneeze Guard																			D20	
D21	1	Spare Number																			D21	
D22	1	Spare Number																			D22	
D23	1	Spare Number																			D23	
D24	1	Portable Sneeze Guard																			D24	
D25	1	Bussing Station				1/2"	1/2"	1-1/2"	2"			(2) 120	1		(2) 20.0			X	5-20P	18"	D25	EC - All equipment is to be plugged into 120V/20.0amp power outlet strips provided by table manufacturers. 120V/1ph/2.0amp connection is for electronic faucet at handsink.
D26	1	Smartstone Buffet Table										(2) 120	1		(2) 20.0			X	5-15P	18"	D26	EC - All equipment is to be plugged into two (2) 120V/20.0amp power outlet strips provided by table manufacturers.
D27	1	Portable Sneeze Guard																			D27	
D28	1	Portable Sneeze Guard																			D28	
D29	1	Smartstone Frost Top Dessert Counter										(2) 120	1		(2) 20.0			X	5-20P	18"	D29	EC - All equipment is to be plugged into two (2) 120V/20.0amp power outlet strips provided by table manufacturers.
D30	1	Smartstone Buffet Table										(2) 208	1		(2) 60.0			X	14-50P	18"	D30	EC - All equipment is to be plugged into two (2) 208V/60.0amp power management systems provided by table manufacturers.
D31	1	Spare Number																			D31	
D32	1	Spare Number																			D32	
D33	1	Spare Number																			D33	
D34	1	Portable Sneeze Guard																			D34	
D35	1	Portable Sneeze Guard																			D35	
D36	1	Exhaust Hood	2690	18" DIA	-0.827"							120	1		15.0		X			VFY	D36	EC - Interconnect Lights with Power & Switch
D37	1	Bussing Station				1/2"	1/2"	1-1/2"	2"			(2) 120	1		2.0 & 20.0			X	5-20P	18"	D37	EC - All equipment is to be plugged into 120V/20.0amp power outlet strips provided by table manufacturers. 120V/1ph/2.0amp connection is for electronic faucet at handsink.
D38	1	Fire Suppression System										120	1		15.0		X			108"	D38	Connect to Building Alarm System.

Equipment Utility Schedule North Bar

vv	Qty.	Description	HVAC Utilities			Plumbing Utilities						Electrical Utilities								No.	Comment
			ECFM	Collar Size	SP	HW	CW	DW	IW	MBTUS	Gas Size	Voltage	Phase	HP	Amperage	KW	Hard Connection	Plug	NEMA Config	Electrical Height		
E1	1	Modular Bar System																			E1	
E2	1	Back Bar Counter																			E2	
E3	1	Back Bar Refrigerator							1"			120	1	1/4	4.2			X	5-15P	18"	E3	
E4	1	Back Bar Refrigerator							1"			120	1	1/4	4.2			X	5-15P	18"	E4	
E5	1	Remote Back Bar 4-Door Refrigerator																		16"	E5	
E6	1	Back Bar Refrigerator							1"			120	1	1/4	4.2			X	5-15P	18"	E6	
E7	1	Back Bar Refrigerator							1"			120	1	1/4	4.2			X	5-15P	18"	E7	
E8	1	Service Station Ice Chest							1/2"												E8	
E9	1	Soda Gun Assembly																			E9	
E10	1	Underbar Trash Bin																			E10	
E11	1	Spare Number																			E11	
E12	1	Spare Number																			E12	
E13	1	Spare Number																			E13	
E14	1	P.O.S. System										120	1		6.0			X	5-15P	18"	E14	By Owner - Verify and Coordinate all Utility Requirements in the field with the General Contractor.
E15	1	12" Liquor Rack																			E15	
E16	1	Soda Gun Assembly																			E16	
E17	1	Speed Rail/ Rack																			E17	
E18	1	Ice Bin							1/2"												E18	
E19	1	Draft Beer Dispensing Tower							1"												E19	
E20	1	Underbar Storage with Handsink				3/8"	3/8"		1-1/2"			120	1		2.0			X	5-15P	18"	E20	
E21	1	Spare Number																			E21	
E22	1	Spare Number																			E22	
E23	1	Spare Number																			E23	
E24	1	Underbar Trash Bin																			E24	
E25	1	12" Liquor Rack																			E25	
E26	1	Soda Gun Assembly																			E26	
E27	1	P.O.S. System										120	1		6.0			X	5-15P	18"	E27	By Owner - Verify and Coordinate all Utility Requirements in the field with the General Contractor.
E28	1	Ice Bin							1/2"												E28	
E29	1	Underbar Storage with Handsink				3/8"	3/8"		1-1/2"			120	1		2.0			X	5-15P	18"	E29	
E30	1	Underbar Trash Bin																			E30	
E31	1	Speed Rail/ Rack																			E31	
E32	1	Draft Beer Dispensing Tower							1"												E32	
E33	1	Spare Number																			E33	
E34	1	12" Liquor Rack																			E34	
E35	1	P.O.S. System										120	1		6.0			X	5-15P	18"	E35	By Owner - Verify and Coordinate all Utility Requirements in the field with the General Contractor.
E36	1	Soda Gun Assembly																			E36	
E38	1	Ice Bin							1/2"												E38	
E39	1	Underbar Storage with Handsink				3/8"	3/8"		1-1/2"			120	1		2.0			X	5-15P	18"	E39	
E40	1	Underbar Trash Bin																			E40	
E41	1	Speed Rail/ Rack																			E41	
E42	1	Spare Number																			E42	
E43	1	Spare Number																			E43	
E44	1	Draft Beer Dispensing Tower							1"												E44	
E45	1	12" Liquor Rack																			E45	
E46	1	Soda Gun Assembly																			E46	
E47	1	Ice Bin							1/2"												E47	
E48	1	Speed Rail/ Rack																			E48	
E49	1	P.O.S. System										120	1		6.0			X	5-15P	18"	E49	By Owner - Verify and Coordinate all Utility Requirements in the field with the General Contractor.
E50	1	Underbar Storage with Handsink				3/8"	3/8"		1-1/2"			120	1		2.0			X	5-15P	18"	E50	
E51	1	Spare Number																			E51	
E52	1	Spare Number																			E52	
E53	1	Spare Number																			E53	
E54	1	Glasswasher				1/2"			1"			115	1		16.0		X			18"	E54	
E55	1	Draft Beer Dispensing Tower							1"												E55	
E56	1	Drainboard							1-1/2"												E56	
E57	1	Underbar Trash Bin																			E57	
E58	1	12" Liquor Rack																			E58	
E59	1	Soda Gun Assembly																			E59	
E60	1	P.O.S. System										120	1		6.0			X	5-15P	18"	E60	By Owner - Verify and Coordinate all Utility Requirements in the field with the General Contractor.
E61	1	Spare Number																			E61	
E62	1	Spare Number																			E62	
E63	1	Speed Rail/ Rack																			E63	
E64	1	Ice Bin							1/2"												E64	
E65	1	Underbar Storage with Handsink				3/8"	3/8"		1-1/2"			120	1		2.0			X	5-15P	18"	E65	
E66	1	Draft Beer Dispensing Tower							1"												E66	
E67	1	Millennium Beer Draft System Glycol Chiller										120	1	3/4	8.0		X			VFY	E67	All beer draft systems work shall be performed by Perfect Pour Draft Beer Specialists in Bronxville, NY.
E67A	1	Millennium Draft System Wall Mounted Manifold																			E67A	All beer draft systems work shall be performed by Perfect Pour Draft Beer Specialists in Bronxville, NY.
E68	3	Soda System					1/2"					120	1		15.0			X		48"	E68	By Vendor - Verify and coordinate all Utilities, Dimensions and Details in the field with the General Contracotr.
E69	3	Underbar Angle Filler - 5 degrees																			E69	
E70	1	Soda Carbonator										120	1		15.0			X	5-20P	18"	E70	

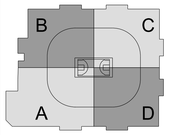

XL CENTER

CAPITAL REGION DEVELOPMENT AUTHORITY

BRISBIN BROOK BEYNON ARCHITECTS
SCI ARCHITECTS
14 Duncan Street, 4th Floor
Toronto, ON, CA M5H 3G8
Tel (416) 591-8999 Fax (416) 591-9087

NO.	DESCRIPTION	DATE

REVISIONS/ ISSUES

CONTRACTOR SHALL CHECK AND VERIFY ALL DIMENSIONS AND REPORT ANY OMISSIONS OR DISCREPANCIES TO THE ARCHITECT BEFORE PROCEEDING WITH THE WORK
DO NOT SCALE THE DRAWINGS

SEAL

DRAWN: LEK
DATE: 11/10/2020
CHECKED: BT
DATE PLOTTED: 12/10/2020 5:40:27 PM

XL CENTER

1 CIVIC CENTER PLAZA
HARTFORD, CT

DWG. TITLE
Foodservice Utility Schedule - Phase 1 Level 31

SCALE

DWG. NO.
K1.2.PH1

PROJ. NO.
1605

Equipment Utility Schedule Lounges

vv	Qty.	Description	HVAC Utilities			Plumbing Utilities						Electrical Utilities									No.	Comment
			ECFM	Collar Size	SP	HW	CW	DW	IW	MBTUS	Gas Size	Voltage	Phase	HP	Amperage	KW	Hard Connection	Plug	NEMA Config	Electrical Height		
H1	1	Smartstone Buffet Table										(2) 120	1		(2) 20.0			X	5-15P	18"	H1	EC - All equipment is to be plugged into two (2) 120V/20.0amp power outlet strips provided by table manufacturers.
H2	1	Dual Temp Wine Refrigerator										115	1	1/6	2.6			X	5-15P	8"	H2	
H3	1	Refrigerator - Overlay Ready										115	1		2.3			X	5-15P	8"	H3	
H4	1	Portable Sneeze Guard																			H4	
H5	1	Portable Sneeze Guard																			H5	
H6	1	Refrigerator - Overlay Ready										115	1		2.3			X	5-15P	8"	H6	
H7	1	Dual Temp Wine Refrigerator										115	1	1/6	2.6			X	5-15P	8"	H7	
H8	1	Smartstone Buffet Table										(2) 120	1		(2) 20.0			X	5-15P	18"	H8	EC - All equipment is to be plugged into two (2) 120V/20.0amp power outlet strips provided by table manufacturers.
H9	1	Portable Sneeze Guard																			H9	
H10	1	Portable Sneeze Guard																			H10	
H11	1	Spare Number																			H11	
H12	1	Spare Number																			H12	
H13	1	Spare Number																			H13	
H14	1	Refrigerator - Overlay Ready										115	1		2.3			X	5-15P	8"	H14	
H15	1	Dual Temp Wine Refrigerator										115	1	1/6	2.6			X	5-15P	8"	H15	
H16	1	Smartstone Buffet Table										(2) 120	1		(2) 20.0			X	5-15P	18"	H16	EC - All equipment is to be plugged into two (2) 120V/20.0amp power outlet strips provided by table manufacturers.
H17	1	Portable Sneeze Guard																			H17	
H18	1	Portable Sneeze Guard																			H18	
H19	1	Refrigerator - Overlay Ready										115	1		2.3			X	5-15P	8"	H19	
H20	1	Dual Temp Wine Refrigerator										115	1	1/6	2.6			X	5-15P	8"	H20	
H21	1	Spare Number																			H21	
H22	1	Spare Number																			H22	
H23	1	Spare Number																			H23	
H24	1	Smartstone Buffet Table										(2) 120	1		(2) 20.0			X	5-15P	18"	H24	EC - All equipment is to be plugged into two (2) 120V/20.0amp power outlet strips provided by table manufacturers.
H25	1	Portable Sneeze Guard																			H25	
H26	1	Portable Sneeze Guard																			H26	
H27	1	Refrigerator - Overlay Ready										115	1		2.3			X	5-15P	8"	H27	
H28	1	Dual Temp Wine Refrigerator										115	1	1/6	2.6			X	5-15P	8"	H28	
H29	1	Smartstone Buffet Table										(2) 120	1		(2) 20.0			X	5-15P	18"	H29	EC - All equipment is to be plugged into two (2) 120V/20.0amp power outlet strips provided by table manufacturers.
H30	1	Portable Sneeze Guard																			H30	
H31	1	Spare Number																			H31	
H32	1	Spare Number																			H32	
H33	1	Spare Number																			H33	
H34	1	Portable Sneeze Guard																			H34	
H35	1	Refrigerator - Overlay Ready										115	1		2.3			X	5-15P	8"	H35	
H36	1	Dual Temp Wine Refrigerator										115	1	1/6	2.6			X	5-15P	8"	H36	
H37	1	Smartstone Buffet Table										(2) 120	1		(2) 20.0			X	5-15P	18"	H37	EC - All equipment is to be plugged into two (2) 120V/20.0amp power outlet strips provided by table manufacturers.
H38	1	Portable Sneeze Guard																			H38	
H39	1	Portable Sneeze Guard																			H39	
H40	1	Hand Sink				1/2"	1/2"	1-1/2"				120	1		2.0			X	5-15P	18"	H40	
H41	1	Spare Number																			H41	
H42	1	Spare Number																			H42	
H43	1	Spare Number																			H43	
H44	1	Touchless Soap Dispenser																			H44	Battery operated.
H45	1	Touchless Paper Towel Dispenser																			H45	Battery operated.
H46	1	2-Door Reach-In Refrigerator										120	1	1/4	7.1			X	5-15P	82.25"	H46	
H47	1	2-Door Reach-In Refrigerator										120	1	1/4	7.1			X	5-15P	82.25"	H47	
H48	1	Work Table w/ Sink				1/2"	1/2"		2"			(2) 120	1		20.0			X	5-20P	48"	H48	EC - Provide two (2) wall mounted convenience outlets.
H49	1	Coffee Brewer					3/8"					120/208	3		25.6	9.1	X			48"	H49	

Equipment Utility Schedule New Walk-In

vv	Qty.	Description	HVAC Utilities			Plumbing Utilities				Plumbing Utilities		Electrical Utilities									No.	Comment
			ECFM	Collar Size	SP	HW	CW	DW	IW	MBTUS	Gas Size	Voltage	Phase	HP	Amperage	KW	Hard Connection	Plug	NEMA Config	Electrical Height		
J1	1	Walk-In Freezer										120	1		20.0		X			VFY	J1	
J2	5	Bulk CO2 Tank																			J2	
J3	11	Keg Rack																			J3	
J4	8	Walk-In Shelving																			J4	
J5	8	Walk-In Shelving																			J5	
J6	1	Walk-In Shelving																			J6	
J7	1	Cooler Coil							3/4"			208/230	1	1/15	1.9		X			VFY	J7	EC - Interconnect to Emergency Power System.
J8	1	Cooler Condensing Unit										208/230	1	1/15	11.875		X			VFY	J8	EC - Interconnect to Emergency Power System.
J9	1	Freezer Coil							3/4"			208/230	1		9.2		X			VFY	J9	EC - Interconnect to Emergency Power System.
J10	1	Cooler Condensing Unit										208/230	1	3.5	14.625		X			VFY	J10	EC - Interconnect to Emergency Power System.
J14	4	Existing Draft System Wall Mounted Manifold																			J14	All existing beer draft systems shall be disconnected and removed from existing walk-in cooler and stored on site for re-installation in new walk-in cooler. Existing system shall be installed in new walk-in cooler and re-connected to existing beer lines. All work to the existing beer draft systems shall be performed by Perfect Pour Draft Beer Specialists in Bronxville, NY.

XL CENTER

CAPITAL REGION DEVELOPMENT AUTHORITY

BRISBIN BROOK BEYNON ARCHITECTS
SCI ARCHITECTS

14 Duncan Street, 4th Floor
Toronto, ON, CA M5H 3G8
Tel (416) 591-8999 Fax (416) 591-9087

NO.	DESCRIPTION	DATE

REVISIONS/ ISSUES

CONTRACTOR SHALL CHECK AND VERIFY ALL DIMENSIONS AND REPORT ANY OMISSIONS OR DISCREPANCIES TO THE ARCHITECT BEFORE BEGINNING WORK. DO NOT SCALE THE DRAWINGS

SEAL

DRAWN: LEK
DATE: 12/11/2020
CHECKED: BT
DATE PLOTTED: 12/10/2020 5:40:27 PM

XL CENTER

1 CIVIC CENTER PLAZA
HARTFORD, CT

DWG. TITLE: Foodservice Utility Schedule - Phase 1 Level 31

SCALE:
PROJ. NO.: 1605
DWG. NO.: K1.3.PH1

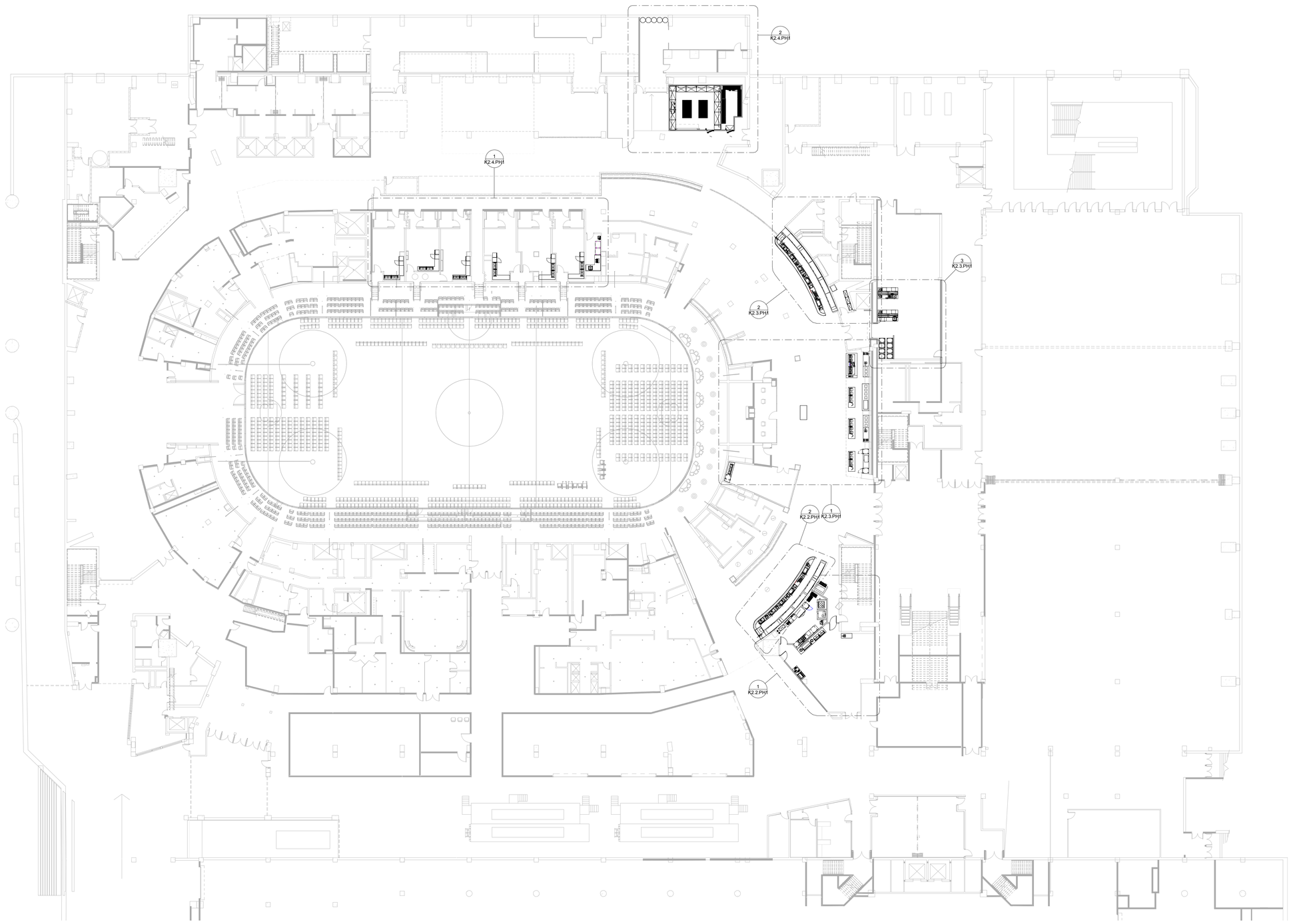

1 31 Equipment Layout
1/16" = 1'-0"

B C A D

XL CENTER

CAPITAL REGION DEVELOPMENT AUTHORITY

BRISBIN BROOK BEYNON ARCHITECTS
SCI ARCHITECTS
14 Duncan Street, 4th Floor
Toronto, ON, CA M5H 3G8
Tel (416) 591-8999 Fax (416) 591-9087

NO.	DESCRIPTION	DATE

REVISIONS/ ISSUES

CONTRACTOR SHALL CHECK AND VERIFY ALL DIMENSIONS AND REPORT ANY OMISSIONS OR DISCREPANCIES TO THE ARCHITECT BEFORE PROCEEDING WITH THE WORK.
DO NOT SCALE THE DRAWINGS

SEAL

DRAWN: LEK
DATE: 12/10/20
CHECKED: BT
DATE PLOTTED: 12/10/2020 5:40:32 PM

XL CENTER

1 CIVIC CENTER PLAZA
HARTFORD, CT

DWG. TITLE
Foodservice Equipment Layout - Phase 1 Level 31 - Overall Plan

SCALE: 1/16" = 1'-0"
PROJ. NO.: 1605
DWG. NO.: K2.1.PH1

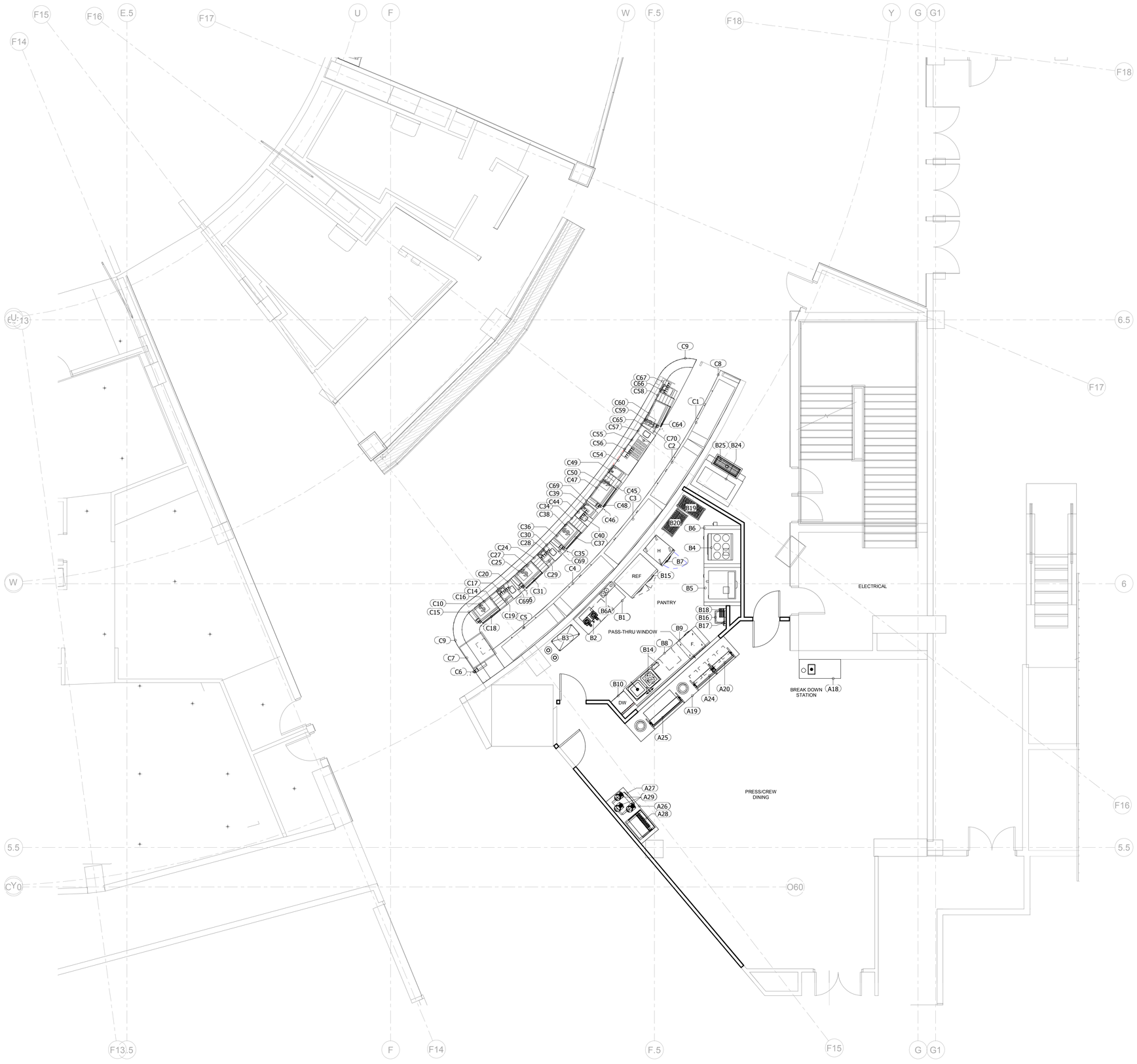

1 31 Equipment Layout - Press Dining
1/4" = 1'-0"

2 31 Equipment Layout - Bar South
1/4" = 1'-0"

XL CENTER

CAPITAL REGION DEVELOPMENT AUTHORITY

BRISBIN BROOK BEYNON ARCHITECTS
S C I ARCHITECTS

14 Duncan Street, 4th Floor
Toronto, ON, CA M5H 3G8
Tel (416) 591-8999 Fax (416) 591-9087

NO.	DESCRIPTION	DATE

REVISIONS/ ISSUES

CONTRACTOR SHALL CHECK AND VERIFY ALL DIMENSIONS AND REPORT ANY OMISSIONS OR DISCREPANCIES TO THE ARCHITECT BEFORE CONSTRUCTION. THE WORK DO NOT SCALE THE DRAWINGS

SEAL

DRAWN LEK
DATE 11/10/2020
CHECKED BT
DATE PLOTTED 12/10/2020 5:40:34 PM

XL CENTER

1 CIVIC CENTER PLAZA
HARTFORD, CT

DWG. TITLE
Foodservice Equipment Layout - Phase 1 Level 31

SCALE 1/4" = 1'-0"
PROJ. NO. 1605
DWG. NO. K2.2.PH1

1 31 Equipment Layout - Banquet Dining
1/4" = 1'-0"

2 31 Equipment Layout - Bar North
1/4" = 1'-0"

3 31 Equipment Layout - BOH - Phase 1
1/4" = 1'-0"

XL CENTER

CAPITAL REGION DEVELOPMENT AUTHORITY

BRISBIN BROOK BEYNON ARCHITECTS
SCI ARCHITECTS

14 Duncan Street, 4th Floor
Toronto, ON, CA M5H 3G8
Tel (416) 591-8999 Fax (416) 591-9087

NO.	DESCRIPTION	DATE

REVISIONS/ ISSUES

CONTRACTOR SHALL CHECK AND VERIFY ALL DIMENSIONS AND REPORT ANY OMISSIONS OR DISCREPANCIES TO THE ARCHITECT BEFORE PROCEEDING WITH THE WORK
DO NOT SCALE THE DRAWINGS

SEAL

DRAWN: LEK
DATE: 11/10/2020
CHECKED: BT
DATE PLOTTED: 12/10/2020 5:40:38 PM

XL CENTER

1 CIVIC CENTER PLAZA
HARTFORD, CT

DWG. TITLE
Foodservice Equipment Layout - Phase 1 Level 31

SCALE: 1/4" = 1'-0"
DWG. NO.: K2.3.PH1
PROJ. NO.: 1605

VERIFY AND COORDINATE LOCATION ON ROOF & INSTALLATION REQUIREMENTS FOR CONDENSING UNITS IN THE FIELD WITH THE GENERAL CONTRACTOR/CONSTRUCTION MANAGER.

1 31 Equipment Layout - Lounges
1/4" = 1'-0"

2 31 Equipment Layout - Walk-In Cooler
1/4" = 1'-0"

B C A D

XL CENTER

CAPITAL REGION DEVELOPMENT AUTHORITY

BRISBIN BROOK BEYNON ARCHITECTS
SCI ARCHITECTS
14 Duncan Street, 4th Floor
Toronto, ON, CA M5H 3G8
Tel (416) 591-8999 Fax (416) 591-9087

NO.	DESCRIPTION	DATE

REVISIONS/ ISSUES

CONTRACTOR SHALL CHECK AND VERIFY ALL DIMENSIONS AND REPORT ANY OMISSIONS OR DISCREPANCIES TO THE ARCHITECT BEFORE PROCEEDING WITH THE WORK
DO NOT SCALE THE DRAWINGS

SEAL

DRAWN LEK
DATE 12/08/20
CHECKED BT
DATE PLOTTED 12/10/2020 5:40:41 PM

XL CENTER

1 CIVIC CENTER PLAZA
HARTFORD, CT

DWG. TITLE
Foodservice Equipment Layout - Phase 1 Level 31

SCALE 1/4" = 1'-0"
DWG. NO. K2.4.PH1
PROJ. NO. 1605

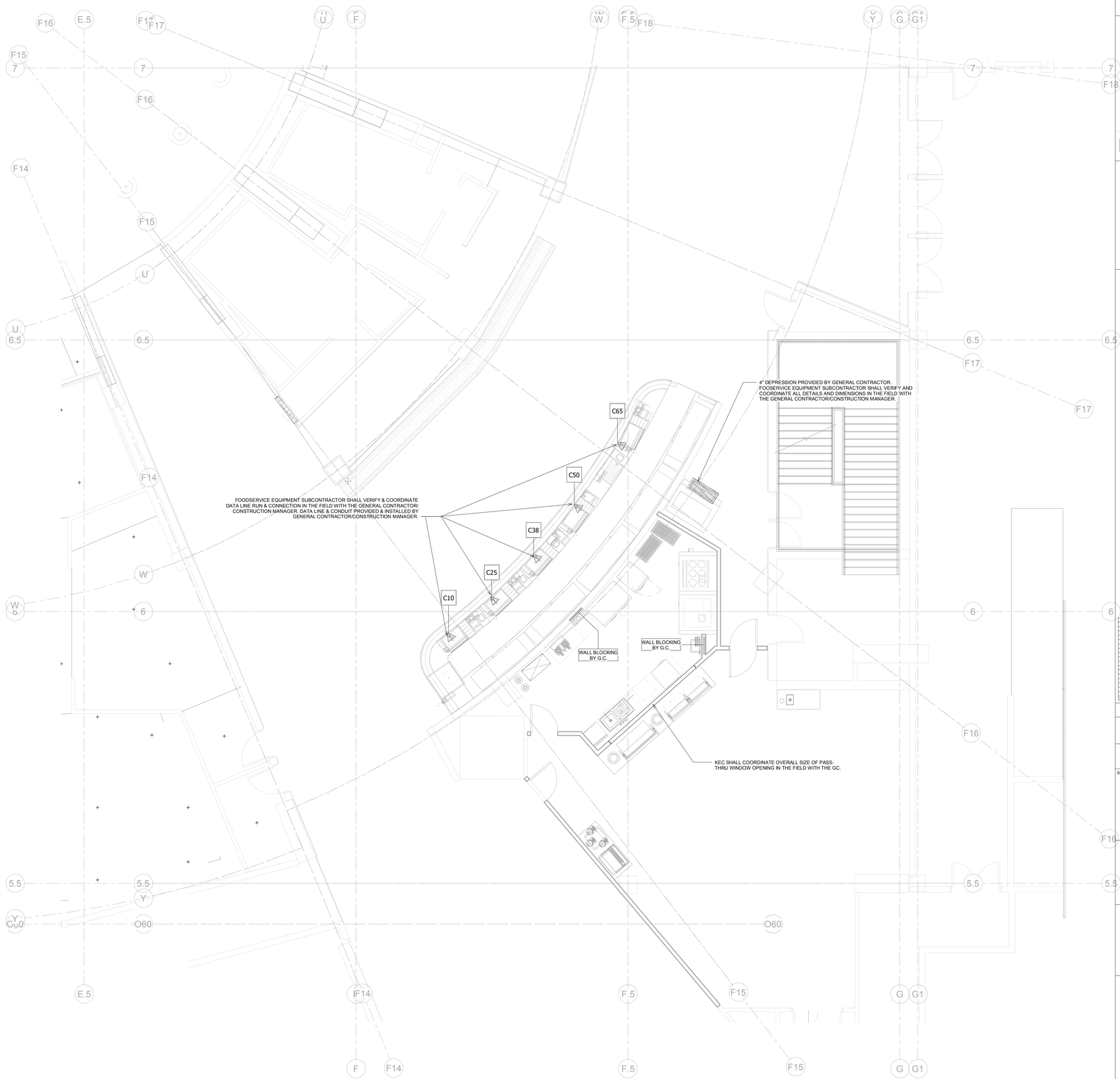

BUILDING CONDITIONS/HVAC SYMBOLS

- EXHAUST DUCT/GRILL
- EXHAUST DUCT/GRILL
- SUPPLY DUCT/GRILL
- FLOOR DEPRESSION
- WALL BLOCKING BY GENERAL CONTRACTOR
- VENTILATION REQUIRED FOR UNIT BELOW

GENERAL NOTES

1. FOODSERVICE EQUIPMENT SUBCONTRACTOR SHALL VERIFY AND COORDINATE ALL WALL BLOCKING LOCATIONS AND HEIGHTS WITH THE GENERAL CONTRACTOR /CONSTRUCTION MANAGER.
2. FOODSERVICE EQUIPMENT SUBCONTRACTOR SHALL VERIFY AND COORDINATE FLOOR DEPRESSIONS FOR FOODSERVICE EQUIPMENT IN THE FIELD BY GENERAL CONTRACTOR /CONSTRUCTION MANAGER.
3. FOODSERVICE EQUIPMENT SUBCONTRACTOR SHALL PROVIDE CORNER GUARDS AS PER DETAIL F2-43A AND F2-43B.
4. FOODSERVICE EQUIPMENT SUBCONTRACTOR SHALL PROVIDE WALL FLASHING AS PER DETAIL F2-39.
5. FOODSERVICE EQUIPMENT SUBCONTRACTOR SHALL VERIFY AND COORDINATE REFRIGERATION LINE RUNS FOR WALK-IN COOLER AND FREEZER WITH GENERAL CONTRACTOR. VERIFY CONDENSING UNIT LOCATION WITH ARCHITECT AND GENERAL CONTRACTOR /CONSTRUCTION MANAGER.
6. WHEN INSTALLING CONCRETE SUB-FLOOR IN WALK-IN BOX, FOODSERVICE EQUIPMENT SUBCONTRACTOR SHALL PROVIDE ADEQUATE VENTILATION PER MANUFACTURERS SPECIFICATION.

1 31 Building Conditions - Press Dining
1/4" = 1'-0"

2 31 Building Conditions - Bar South
1/4" = 1'-0"

XL CENTER
CAPITAL REGION DEVELOPMENT AUTHORITY
BRISBIN BROOK BEYNON ARCHITECTS
S C I ARCHITECTS
14 Duncan Street, 4th Floor
Toronto, ON, CA M5H 3G8
Tel (416) 591-8999 Fax (416) 591-9087

NO.	DESCRIPTION	DATE

REVISIONS/ ISSUES

CONTRACTOR SHALL CHECK AND VERIFY ALL DIMENSIONS AND REPORT ANY OMISSIONS OR DISCREPANCIES TO THE ARCHITECT BEFORE CONSTRUCTION THEREOF.
DO NOT SCALE THE DRAWINGS

SEAL

DRAWN: LEK
DATE: 12/08/20
CHECKED: BT
DATE PLOTTED: 12/10/2020 5:40:44 PM

XL CENTER

1 CIVIC CENTER PLAZA
HARTFORD, CT

DWG. TITLE
Foodservice Building Conditions - Phase 1

SCALE: 1/4" = 1'-0"
DWG. NO.: K2.5.PH1
PROJ. NO.: 1605

1 31 Building Conditions - Banquet Dining
1/4" = 1'-0"

2 31 Building Conditions - Bar North
1/4" = 1'-0"

3 31 Building Conditions - BOH - Phase 1
1/4" = 1'-0"

BUILDING CONDITIONS/HVAC SYMBOLS

- EXHAUST DUCT/GRILL
- EXHAUST DUCT/GRILL
- SUPPLY DUCT/GRILL
- FLOOR DEPRESSION
- WALL BLOCKING BY GENERAL CONTRACTOR
- VENTILATION REQUIRED FOR UNIT BELOW

GENERAL NOTES

1. FOODSERVICE EQUIPMENT SUBCONTRACTOR SHALL VERIFY AND COORDINATE ALL WALL BLOCKING LOCATIONS AND HEIGHTS WITH THE GENERAL CONTRACTOR /CONSTRUCTION MANAGER.
2. FOODSERVICE EQUIPMENT SUBCONTRACTOR SHALL VERIFY AND COORDINATE FLOOR DEPRESSIONS FOR FOODSERVICE EQUIPMENT IN THE FIELD BY GENERAL CONTRACTOR /CONSTRUCTION MANAGER.
3. FOODSERVICE EQUIPMENT SUBCONTRACTOR SHALL PROVIDE CORNER GUARDS AS PER DETAIL F2-43A AND F2-43B.
4. FOODSERVICE EQUIPMENT SUBCONTRACTOR SHALL PROVIDE WALL FLASHING AS PER DETAIL F2-39.
5. FOODSERVICE EQUIPMENT SUBCONTRACTOR SHALL VERIFY AND COORDINATE REFRIGERATION LINE RUNS FOR WALK-IN COOLER AND FREEZER WITH GENERAL CONTRACTOR. VERIFY CONDENSING UNIT LOCATION WITH ARCHITECT AND GENERAL CONTRACTOR /CONSTRUCTION MANAGER.
6. WHEN INSTALLING CONCRETE SUB-FLOOR IN WALK-IN BOX, FOODSERVICE EQUIPMENT SUBCONTRACTOR SHALL PROVIDE ADEQUATE VENTILATION PER MANUFACTURERS SPECIFICATION.

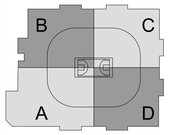

XL CENTER

CAPITAL REGION DEVELOPMENT AUTHORITY

BRISBIN BROOK BEYNON ARCHITECTS
S C I ARCHITECTS
14 Duncan Street, 4th Floor
Toronto, ON, CA M5H 3G8
Tel (416) 591-8999 Fax (416) 591-9087

NO.	DESCRIPTION	DATE

REVISIONS/ ISSUES

CONTRACTOR SHALL CHECK AND VERIFY ALL DIMENSIONS AND REPORT ANY OMISSIONS OR DISCREPANCIES TO THE ARCHITECT BEFORE PROCEEDING WITH THE WORK
DO NOT SCALE THE DRAWINGS

SEAL

DRAWN LEK
DATE 12/08/20
CHECKED BT
DATE PLOTTED 12/10/2020 5:40:47 PM

XL CENTER

1 CIVIC CENTER PLAZA
HARTFORD, CT

DWG. TITLE
Foodservice Building Conditions - Phase 1

SCALE 1/4" = 1'-0"
PROJ. NO. 1605
DWG. NO. K2.6.PH1

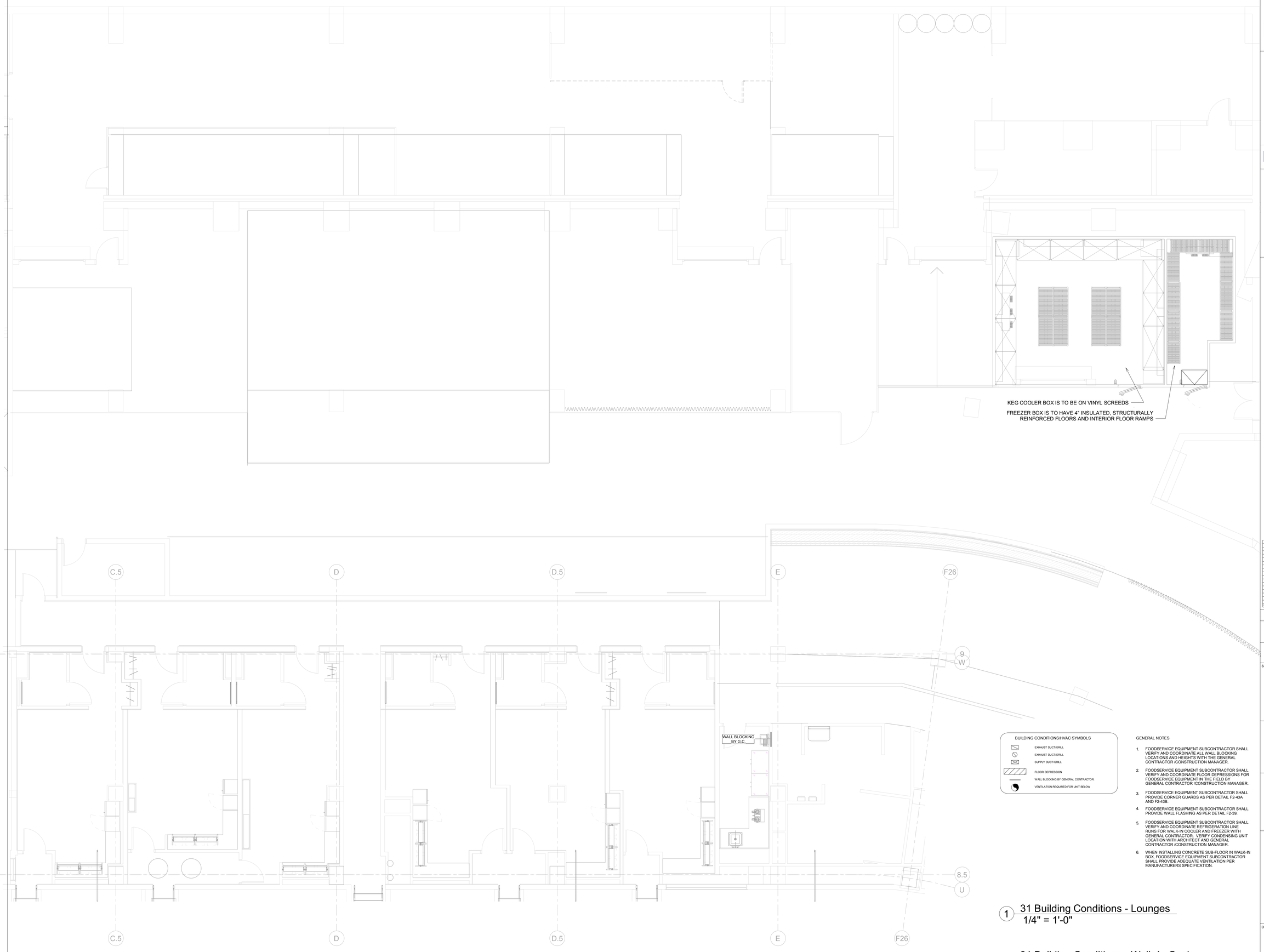

BUILDING CONDITIONS/HVAC SYMBOLS

- EXHAUST DUCT/GRILL
- EXHAUST DUCT/GRILL
- SUPPLY DUCT/GRILL
- FLOOR DEPRESSION
- WALL BLOCKING BY GENERAL CONTRACTOR
- VENTILATION REQUIRED FOR UNIT BELOW

GENERAL NOTES

1. FOODSERVICE EQUIPMENT SUBCONTRACTOR SHALL VERIFY AND COORDINATE ALL WALL BLOCKING LOCATIONS AND HEIGHTS WITH THE GENERAL CONTRACTOR /CONSTRUCTION MANAGER.
2. FOODSERVICE EQUIPMENT SUBCONTRACTOR SHALL VERIFY AND COORDINATE FLOOR DEPRESSIONS FOR FOODSERVICE EQUIPMENT IN THE FIELD BY GENERAL CONTRACTOR /CONSTRUCTION MANAGER.
3. FOODSERVICE EQUIPMENT SUBCONTRACTOR SHALL PROVIDE CORNER GUARDS AS PER DETAIL F2-43A AND F2-43B.
4. FOODSERVICE EQUIPMENT SUBCONTRACTOR SHALL PROVIDE WALL FLASHING AS PER DETAIL F2-39.
5. FOODSERVICE EQUIPMENT SUBCONTRACTOR SHALL VERIFY AND COORDINATE REFRIGERATION LINE RUNS FOR WALK-IN COOLER AND FREEZER WITH GENERAL CONTRACTOR. VERIFY CONDENSING UNIT LOCATION WITH ARCHITECT AND GENERAL CONTRACTOR /CONSTRUCTION MANAGER.
6. WHEN INSTALLING CONCRETE SUB-FLOOR IN WALK-IN BOX, FOODSERVICE EQUIPMENT SUBCONTRACTOR SHALL PROVIDE ADEQUATE VENTILATION PER MANUFACTURERS SPECIFICATION.

1 31 Building Conditions - Lounges
1/4" = 1'-0"

2 31 Building Conditions - Walk-In Cooler
1/4" = 1'-0"

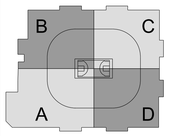

XL CENTER

CAPITAL REGION DEVELOPMENT AUTHORITY

BRISBIN BROOK BEYNON ARCHITECTS
SCI ARCHITECTS
14 Duncan Street, 4th Floor
Toronto, ON, CA M5H 3G8
Tel (416) 591-8999 Fax (416) 591-9087

NO.	DESCRIPTION	DATE

REVISIONS/ ISSUES

CONTRACTOR SHALL CHECK AND VERIFY ALL DIMENSIONS AND REPORT ANY OMISSIONS OR DISCREPANCIES TO THE ARCHITECT BEFORE PROCEEDING WITH THE WORK
DO NOT SCALE THE DRAWINGS

SEAL

DRAWN: LEK
DATE: 12/08/20
CHECKED: BT
DATE PLOTTED: 12/10/2020 5:40:49 PM

XL CENTER

1 CIVIC CENTER PLAZA
HARTFORD, CT

DWG. TITLE
Foodservice Building Conditions - Phase 1

SCALE: 1/4" = 1'-0"
DWG. NO.: K2.7.PH1
PROJ. NO.: 1605

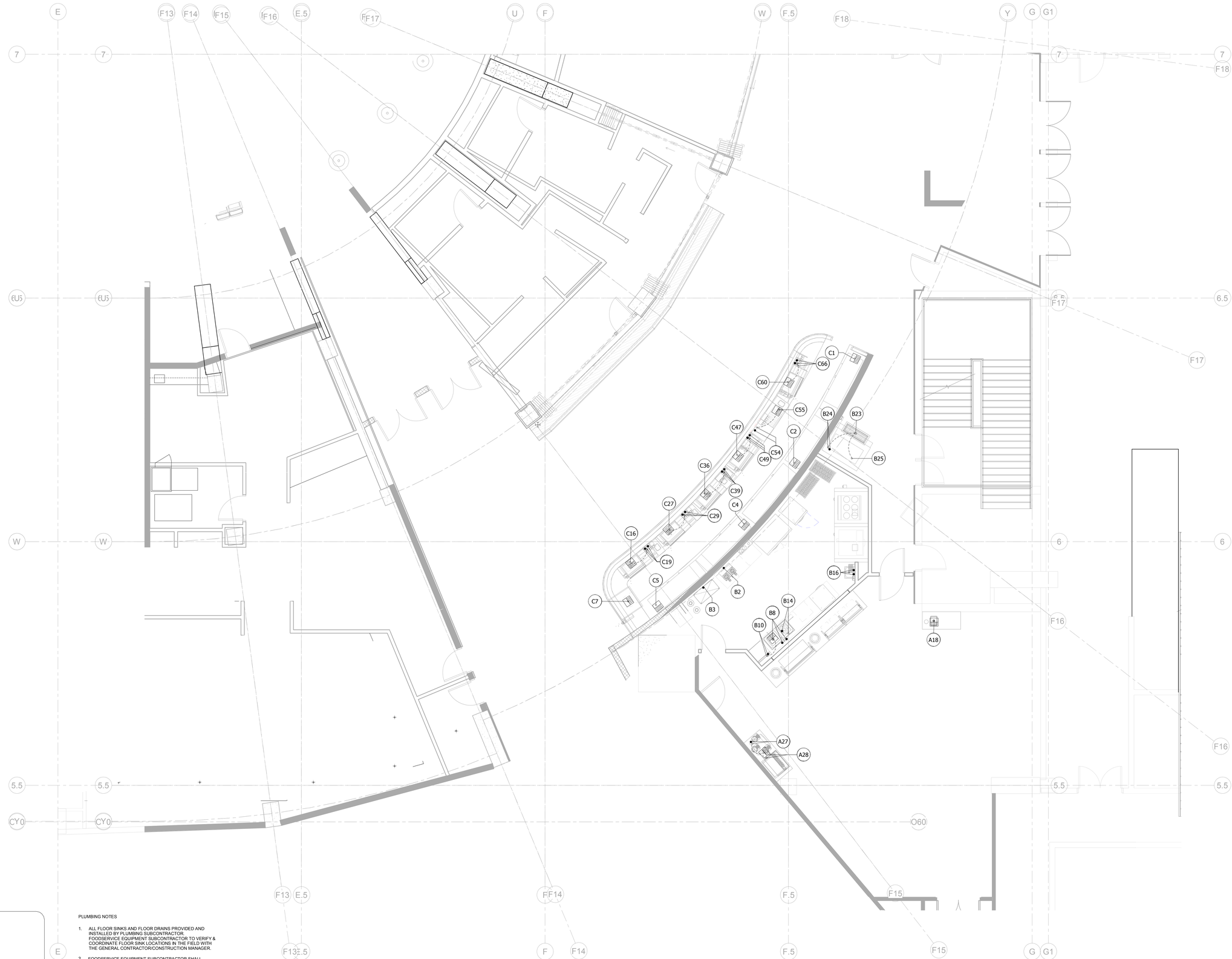

PLUMBING SYMBOLS

- HOT/COLD WATER
- WASTE
- CHILLED COLD WATER SUPPLY
- CHILLED COLD WATER RETURN
- INDIRECT WASTE
- HOSE BIBB (HOT OR COLD WATER)
- FUEL GAS
- FLOOR SINK W/ HALF GRATE (W/ MINIMUM CONN. SIZE)
- FLOOR SINK W/ 3/4 GRATE (W/ MINIMUM CONN. SIZE)
- FLOOR (AREA) DRAIN
- FUNNEL FLOOR DRAIN
- STEAM SUPPLY
- STEAM CONDENSATE RETURN
- AUXILIARY STEAM SUPPLY

PLUMBING NOTES

1. ALL FLOOR SINKS AND FLOOR DRAINS PROVIDED AND INSTALLED BY PLUMBING SUBCONTRACTOR. FOODSERVICE EQUIPMENT SUBCONTRACTOR TO VERIFY & COORDINATE FLOOR SINK LOCATIONS IN THE FIELD WITH THE GENERAL CONTRACTOR/CONSTRUCTION MANAGER.
2. FOODSERVICE EQUIPMENT SUBCONTRACTOR SHALL PROVIDE REFRIGERTATION LINE RUNS BETWEEN FREEZER/ COOLER CONDENSING UNIT(S) AND COIL(S). COORDINATE IN THE FIELD WITH THE GENERAL CONTRACTOR/CONSTRUCTION MANAGER.
3. ALL HORIZONTAL PIPING EXTENDED AND CONNECTED TO EQUIPMENT SHOULD BE RUN AT THE HIGHEST POSSIBLE ELEVATION ABOVE THE FLOOR. NO LINES SHOULD LAY DIRECTLY ON THE FLOOR AT ANY TIME.
4. RECOMMENDED FLOOR SINKS SHALL BE SQUARE TYPE INDIRECT WASTE RECEPTORS WITH REMOVABLE GRATE. PERCENTAGE OF GRATE AS INDICATED ON PLAN.
5. ALL PLUMBING FIXTURES FURNISHED FOR FOODSERVICE EQUIPMENT TO BE PROVIDED BY FOODSERVICE EQUIPMENT SUBCONTRACTOR AND INSTALLED BY THE PLUMBING SUBCONTRACTOR.
6. ALL WASTES, DIRECT OR INDIRECT, TO BE FURNISHED AND INSTALLED BY THE PLUMBING SUBCONTRACTOR.
7. AUTOMATIC FIRE SYSTEM GAS LINE SHUT-OFF VALVES SUPPLIED BY FOODSERVICE EQUIPMENT SUBCONTRACTOR AND INSTALLED BY PLUMBING SUBCONTRACTOR.
8. PROVIDE 110 DEGREE INCOMING WATER TO ALL HAND SINKS.

1 31 Plumbing - Press Dining
1/4" = 1'-0"

2 31 Plumbing - Bar South
1/4" = 1'-0"

XL CENTER
CAPITAL REGION DEVELOPMENT AUTHORITY
BRISBIN BROOK BEYNON ARCHITECTS
S C I ARCHITECTS
14 Duncan Street, 4th Floor
Toronto, ON, CA M5H 3G8
Tel (416) 591-8999 Fax (416) 591-9087

NO	DESCRIPTION	DATE

REVISIONS/ ISSUES

CONTRACTOR SHALL CHECK AND VERIFY ALL DIMENSIONS AND REPORT ANY OMISSIONS OR DISCREPANCIES TO THE ARCHITECT BEFORE PROCEEDING WITH THE WORK
DO NOT SCALE THE DRAWINGS

SEAL

DRAWN: LEK
DATE: 12/08/20
CHECKED: BT
DATE PLOTTED: 12/10/2020 5:40:52 PM

XL CENTER

1 CIVIC CENTER PLAZA
HARTFORD, CT

DWG. TITLE
Foodservice Plumbing Plans - Phase 1

SCALE: 1/4" = 1'-0"
DWG. NO.: K2.8.PH1
PROJ. NO.: 1605

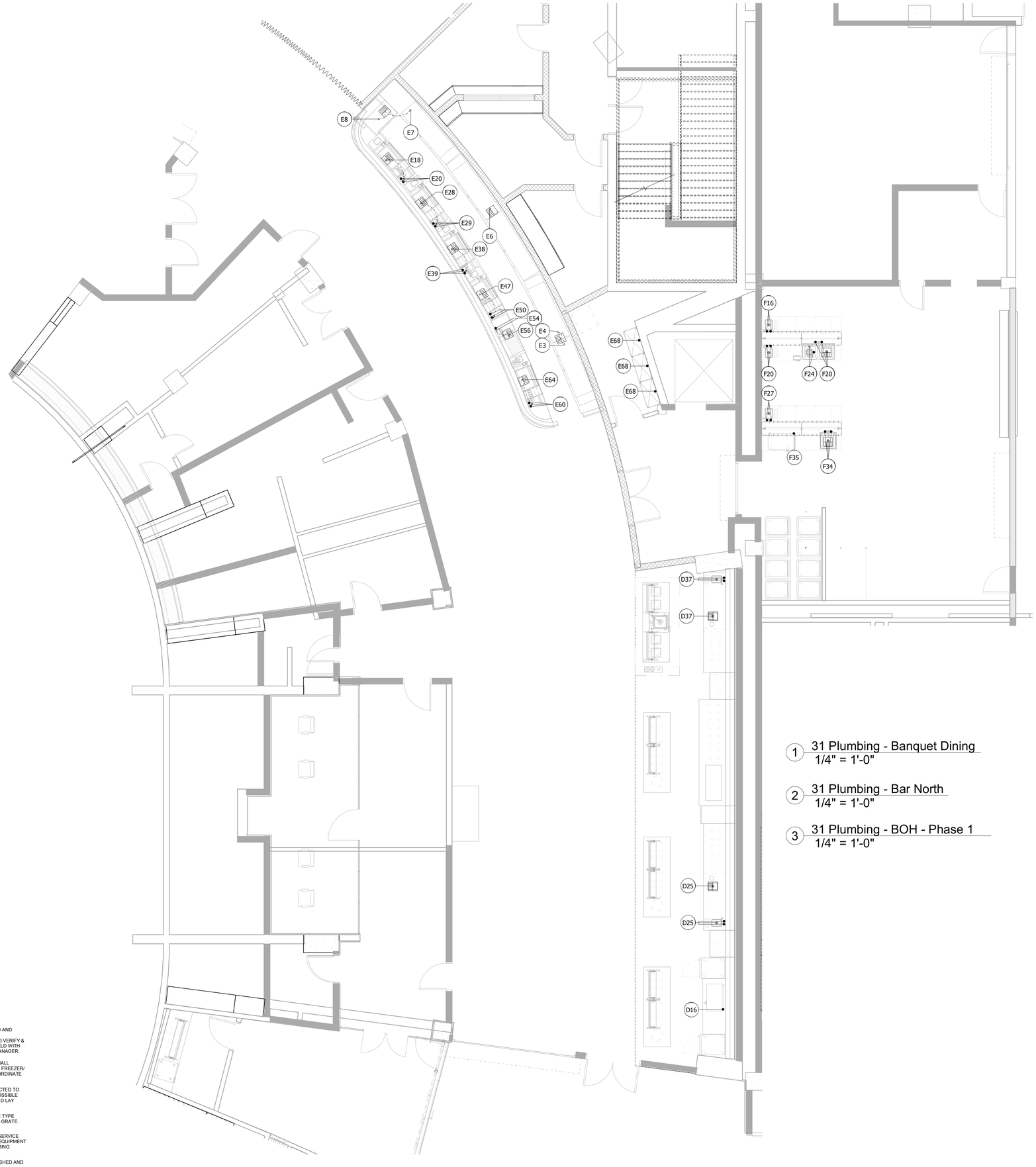

1 31 Plumbing - Banquet Dining
1/4" = 1'-0"

2 31 Plumbing - Bar North
1/4" = 1'-0"

3 31 Plumbing - BOH - Phase 1
1/4" = 1'-0"

PLUMBING SYMBOLS

- HOT/COLD WATER
- WASTE
- CHILLED COLD WATER SUPPLY
- CHILLED COLD WATER RETURN
- INDIRECT WASTE
- HOSE BIBB (HOT OR COLD WATER)
- FUEL GAS
- FLOOR SINK W/ HALF GRATE (W/ MINIMUM CONN. SIZE)
- FLOOR SINK W/ 3/4 GRATE (W/ MINIMUM CONN. SIZE)
- FLOOR (AREA) DRAIN
- FUNNEL FLOOR DRAIN
- STEAM SUPPLY
- STEAM CONDENSATE RETURN
- AUXILIARY STEAM SUPPLY

PLUMBING NOTES

1. ALL FLOOR SINKS AND FLOOR DRAINS PROVIDED AND INSTALLED BY PLUMBING SUBCONTRACTOR. FOODSERVICE EQUIPMENT SUBCONTRACTOR TO VERIFY & COORDINATE FLOOR SINK LOCATIONS IN THE FIELD WITH THE GENERAL CONTRACTOR/CONSTRUCTION MANAGER.
2. FOODSERVICE EQUIPMENT SUBCONTRACTOR SHALL PROVIDE REFRIGERTATION LINE RUNS BETWEEN FREEZER/ COOLER CONDENSING UNIT(S) AND COIL(S). COORDINATE IN THE FIELD WITH THE GENERAL CONTRACTOR/CONSTRUCTION MANAGER.
3. ALL HORIZONTAL PIPING EXTENDED AND CONNECTED TO EQUIPMENT SHOULD BE RUN AT THE HIGHEST POSSIBLE ELEVATION ABOVE THE FLOOR. NO LINES SHOULD LAY DIRECTLY ON THE FLOOR AT ANY TIME.
4. RECOMMENDED FLOOR SINKS SHALL BE SQUARE TYPE INDIRECT WASTE RECEPTORS WITH REMOVABLE GRATE. PERCENTAGE OF GRATE AS INDICATED ON PLAN.
5. ALL PLUMBING FIXTURES FURNISHED FOR FOODSERVICE EQUIPMENT TO BE PROVIDED BY FOODSERVICE EQUIPMENT SUBCONTRACTOR AND INSTALLED BY THE PLUMBING SUBCONTRATOR.
6. ALL WASTES, DIRECT OR INDIRECT, TO BE FURNISHED AND INSTALLED BY THE PLUMBING SUBCONTRACTOR.
7. AUTOMATIC FIRE SYSTEM GAS LINE SHUT-OFF VALVES SUPPLIED BY FOODSERVICE EQUIPMENT SUBCONTRACTOR AND INSTALLED BY PLUMBING SUBCONTRACTOR.
8. PROVIDE 110 DEGREE INCOMING WATER TO ALL HAND SINKS.

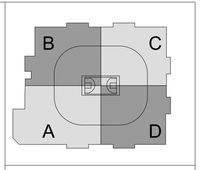

XL CENTER

CAPITAL REGION DEVELOPMENT AUTHORITY

BRISBIN BROOK BEYNON ARCHITECTS
SCI ARCHITECTS
14 Duncan Street, 4th Floor
Toronto, ON, CA M5H 3G8
Tel (416) 591-8999 Fax (416) 591-9087

NO.	DESCRIPTION	DATE

REVISIONS/ ISSUES

CONTRACTOR SHALL CHECK AND VERIFY ALL DIMENSIONS AND REPORT ANY OMISSIONS OR DISCREPANCIES TO THE ARCHITECT BEFORE PROCEEDING WITH THE WORK
DO NOT SCALE THE DRAWINGS

SEAL

DRAWN LEK
DATE 12/08/20
CHECKED BT
DATE PLOTTED 12/10/2020 5:40:56 PM

XL CENTER

1 CIVIC CENTER PLAZA
HARTFORD, CT

DWG. TITLE
Foodservice Plumbing Plans - Phase 1

SCALE 1/4" = 1'-0"
PROJ. NO. 1605
DWG. NO. K2.9.PH1

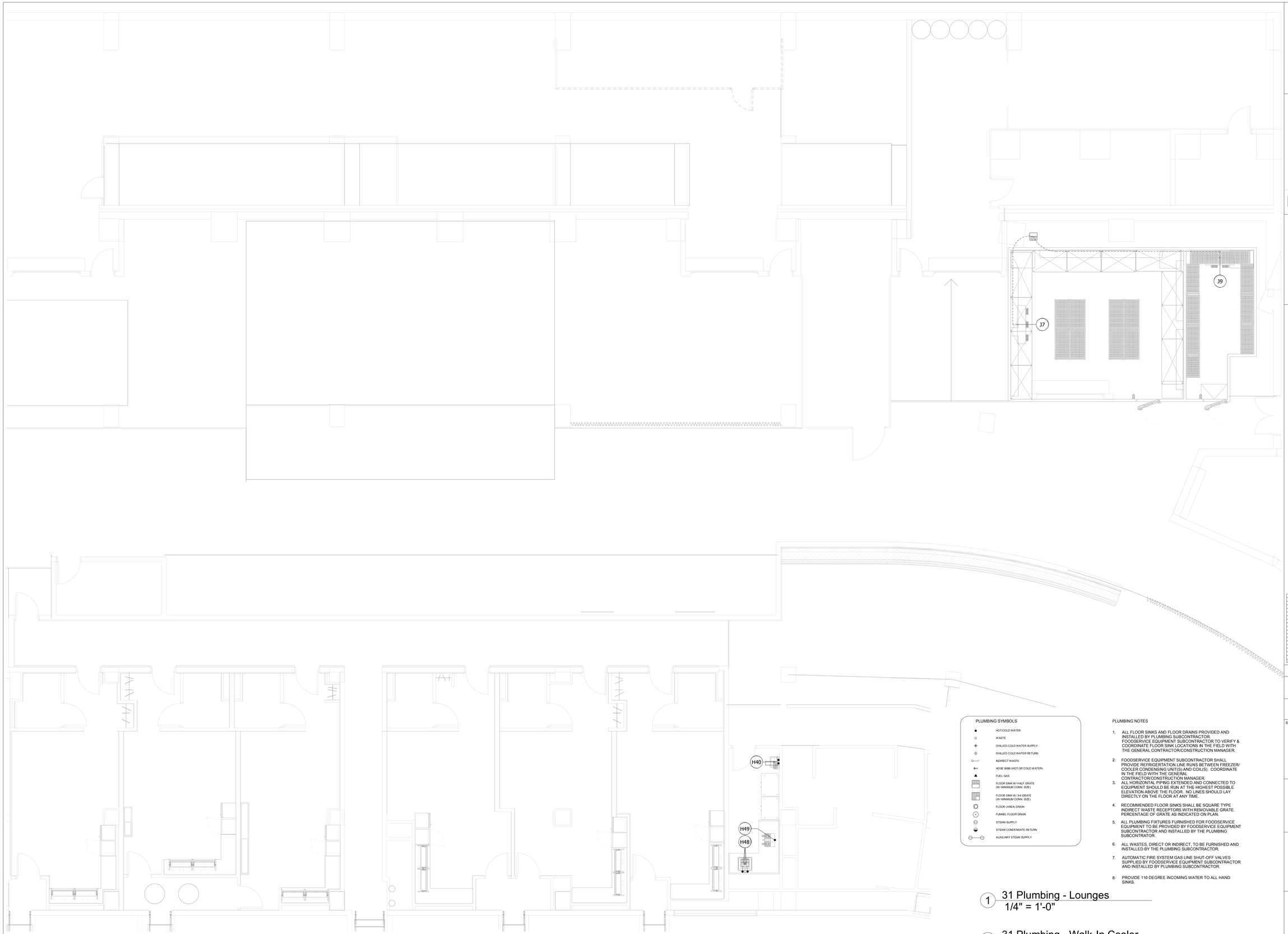

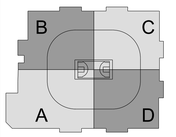

XL CENTER

CAPITAL REGION DEVELOPMENT AUTHORITY

BRISBIN BROOK BEYNON ARCHITECTS
SCI ARCHITECTS
14 Duncan Street, 4th Floor
Toronto, ON, CA M5H 3G8
Tel (416) 591-8999 Fax (416) 591-9087

PLUMBING SYMBOLS

- HOT/COLD WATER
- WASTE
- CHILLED COLD WATER SUPPLY
- CHILLED COLD WATER RETURN
- INDIRECT WASTE
- HOSE BIBB (HOT OR COLD WATER)
- FUEL GAS
- FLOOR SINK W/ HALF GRATE (W/ MINIMUM CONN. SIZE)
- FLOOR SINK W/ 3/4 GRATE (W/ MINIMUM CONN. SIZE)
- FLOOR (AREA) DRAIN
- FUNNEL FLOOR DRAIN
- STEAM SUPPLY
- STEAM CONDENSATE RETURN
- AUXILIARY STEAM SUPPLY

PLUMBING NOTES

1. ALL FLOOR SINKS AND FLOOR DRAINS PROVIDED AND INSTALLED BY PLUMBING SUBCONTRACTOR. FOODSERVICE EQUIPMENT SUBCONTRACTOR TO VERIFY & COORDINATE FLOOR SINK LOCATIONS IN THE FIELD WITH THE GENERAL CONTRACTOR/CONSTRUCTION MANAGER.
2. FOODSERVICE EQUIPMENT SUBCONTRACTOR SHALL PROVIDE REFRIGERTATION LINE RUNS BETWEEN FREEZER/ COOLER CONDENSING UNIT(S) AND COIL(S). COORDINATE IN THE FIELD WITH THE GENERAL CONTRACTOR/CONSTRUCTION MANAGER.
3. ALL HORIZONTAL PIPING EXTENDED AND CONNECTED TO EQUIPMENT SHOULD BE RUN AT THE HIGHEST POSSIBLE ELEVATION ABOVE THE FLOOR. NO LINES SHOULD LAY DIRECTLY ON THE FLOOR AT ANY TIME.
4. RECOMMENDED FLOOR SINKS SHALL BE SQUARE TYPE INDIRECT WASTE RECEPTORS WITH REMOVABLE GRATE. PERCENTAGE OF GRATE AS INDICATED ON PLAN.
5. ALL PLUMBING FIXTURES FURNISHED FOR FOODSERVICE EQUIPMENT TO BE PROVIDED BY FOODSERVICE EQUIPMENT SUBCONTRACTOR AND INSTALLED BY THE PLUMBING SUBCONTRATOR.
6. ALL WASTES, DIRECT OR INDIRECT, TO BE FURNISHED AND INSTALLED BY THE PLUMBING SUBCONTRACTOR.
7. AUTOMATIC FIRE SYSTEM GAS LINE SHUT-OFF VALVES SUPPLIED BY FOODSERVICE EQUIPMENT SUBCONTRACTOR AND INSTALLED BY PLUMBING SUBCONTRACTOR.
8. PROVIDE 110 DEGREE INCOMING WATER TO ALL HAND SINKS.

1 31 Plumbing - Lounges
1/4" = 1'-0"

2 31 Plumbing - Walk-In Cooler
1/4" = 1'-0"

NO.	DESCRIPTION	DATE

REVISIONS/ ISSUES

CONTRACTOR SHALL CHECK AND VERIFY ALL DIMENSIONS AND REPORT ANY OMISSIONS OR DISCREPANCIES TO THE ARCHITECT BEFORE PROCEEDING WITH THE WORK
DO NOT SCALE THE DRAWINGS

SEAL

DRAWN: LEK
DATE: 12/08/20
CHECKED: BT
DATE PLOTTED: 12/10/2020 5:40:58 PM

XL CENTER

1 CIVIC CENTER PLAZA
HARTFORD, CT

DWG. TITLE
Foodservice Plumbing Plans - Phase 1

SCALE: 1/4" = 1'-0"
PROJ. NO.: 1605
DWG. NO.: K2.10.PH1

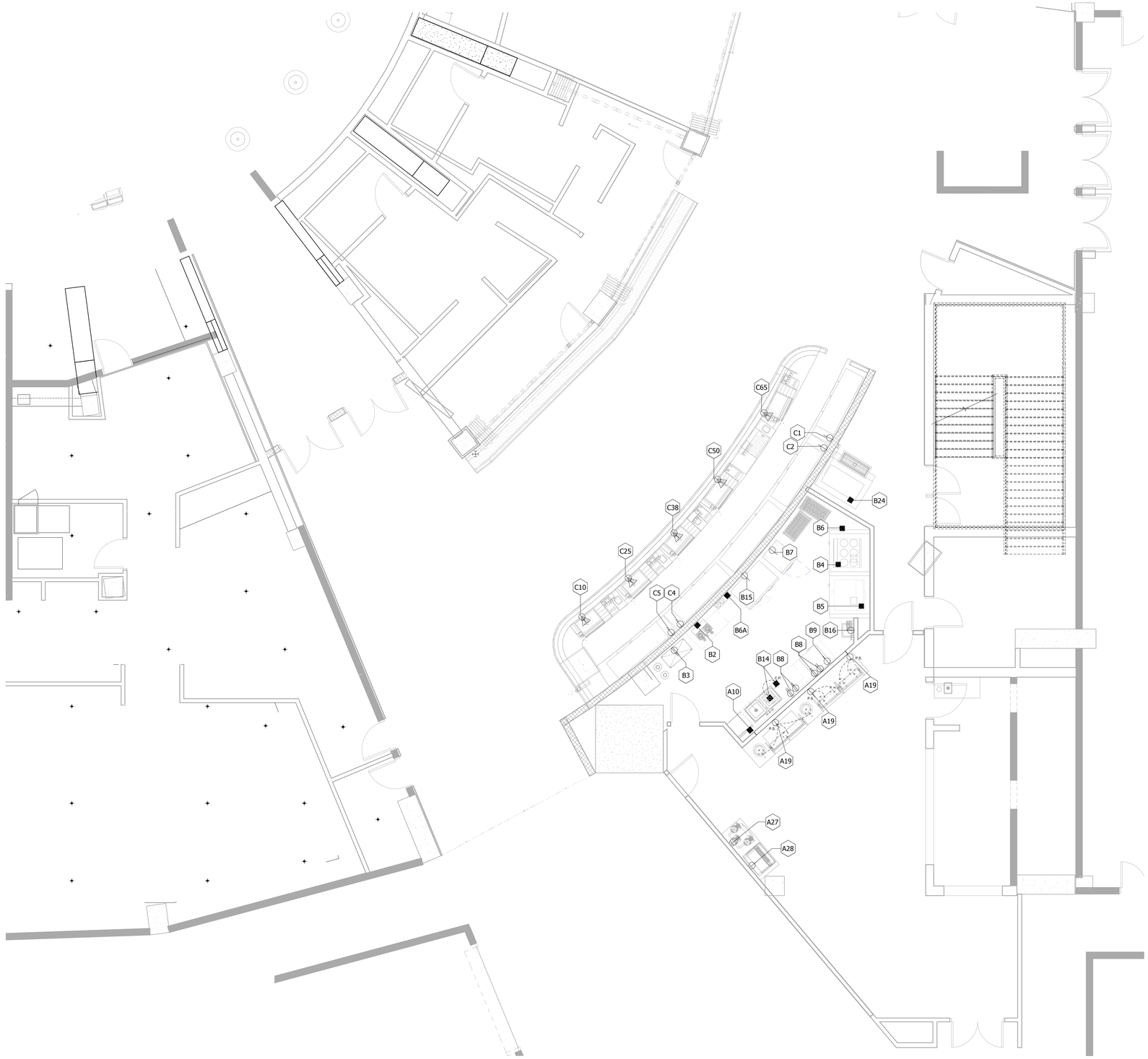

ELECTRICAL SYMBOLS

- DUPLEX ELECTRICAL OUTLET (DEO)
- SINGLE ELECTRICAL OUTLET (SEO)
- P.S. POWER STRIP BY FOODSERVICE EQUIPMENT SUBCONTRACTOR / INTERCONNECTED BY ELECTRICAL SUBCONTRACTOR.
- SINGLE ELECTRICAL OUTLET (INSTALLED IN EQUIP. BY FOODSERVICE EQUIPMENT SUBCONTRACTOR OR MANUFACTURER.)
- ELECTRICAL CONNECTION
- J JUNCTION BOX INSTALLED BY ELECTRICIAN
- JUNCTION BOX W/ FINAL CONNECTION TO EQUIPMENT
- C.P. CONTROL PANEL BY FOODSERVICE EQUIPMENT SUBCONTRACTOR / INTERCONNECTED BY ELECTRICAL SUBCONTRACTOR.
- 48" LED LIGHT FIXTURE
- FLOOR MOUNTED RECEPTACLE
- G.F.A. RETRACTABLE RECEPTACLE (DOWN FROM ABOVE)
- TELE/DATA

ELECTRICAL NOTES

1. ELECTRICAL SUBCONTRACTOR SHALL PROVIDE AND INTERCONNECT CONTROL WIRING BETWEEN EXHAUST HOOD CONTROL SWITCH(ES) AND EXHAUST FAN(S).
2. FOODSERVICE EQUIPMENT SUBCONTRACTOR SHALL PROVIDE LIGHT FIXTURES INSTALLED FOR VENTILATORS. SWITCH, WIRING AND FINAL CONNECTION BY ELECTRICAL SUBCONTRACTOR.
3. FOODSERVICE EQUIPMENT SUBCONTRACTOR SHALL VERIFY AND COORDINATE INTERCONNECTION OF DEFROST CONTROL WIRING AND DRAIN LINE HEAT TAPE FOR WALK-IN FREEZER COIL AND CONDENSING UNIT BY ELECTRICAL SUBCONTRACTOR.
4. FOODSERVICE EQUIPMENT SUBCONTRACTOR SHALL VERIFY AND COORDINATE FINAL CONNECTIONS TO WALK-IN FREEZER/ COOLER COIL(S) AND CONDENSING UNIT(S) BY ELECTRIAL SUBCONTRACTOR.
5. FOODSERVICE EQUIPMENT SUBCONTRACTOR SHALL PROVIDE EXTRA CONTACTS FOR INTERCONNECTION OF FIRE SUPPRESSION SYSTEM TO CONTACTS FOR INTERCONNECTION OF FIRE SUPPRESSION SYSTEM TO BULDING FIRE ALARM SYSTEM IF REQUIRED. INTERCONNECTION BY ELECTRICAL SUBCONTRACTOR.
6. FOODSERVICE EQUIPMENT SUBCONTRACTOR SHALL PROVIDE WALK-INBOX LIGHT FIXTURES TO GENERAL CONTRACTOR FOR INSTALLATION. WIRING AND FINAL CONNECTION BY ELECTRICAL SUBCONTRACTOR.
7. FOODSERVICE EQUIPMENT SUBCONTRACTOR SHALL VERIFY AND COORDINATE INTERCONNECTION OF WALK-IN REFRIGERATION WITH BUILDING EMERGENCY POWER SUPPLY BY ELECTRICAL
8. FOODSERVICE EQUIPMENT SUBCONTRACTOR SHALL VERIFY AND COORDINATE DATA LINE RUNS & CONNECTIONS IN THE FIELD WITH THE GENERAL CONTRACTOR/CONSTRUCTION MANAGER. CONDUITS PROVIDED AND INSTALLED BY THE GENERAL CONTRACTOR /CONSTRUCTION MANAGER.

1 31 Electrical - Press Dining
1/4" = 1'-0"

2 31 Electrical - Bar South
1/4" = 1'-0"

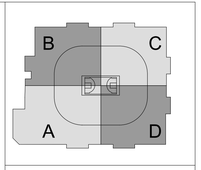

XL CENTER

CAPITAL REGION DEVELOPMENT AUTHORITY

BRISBIN BROOK BEYNON ARCHITECTS
SCI ARCHITECTS
14 Duncan Street, 4th Floor
Toronto, ON, CA M5H 3G8
Tel (416) 591-8999 Fax (416) 591-9087

NO.	DESCRIPTION	DATE

REVISIONS/ ISSUES

CONTRACTOR SHALL CHECK AND VERIFY ALL DIMENSIONS AND REPORT ANY OMISSIONS OR DISCREPANCIES TO THE ARCHITECT BEFORE CONSTRUCTION WITH THE WORK
DO NOT SCALE THE DRAWINGS

SEAL

DRAWN LEK
DATE 12/08/20
CHECKED BT
DATE PLOTTED 12/10/2020 5:41:01 PM

XL CENTER

1 CIVIC CENTER PLAZA
HARTFORD, CT

DWG. TITLE
Foodservice Electrical Plans - Phase 1

SCALE 1/4" = 1'-0"
DWG. NO. K2.11.PH1
PROJ. NO. 1605

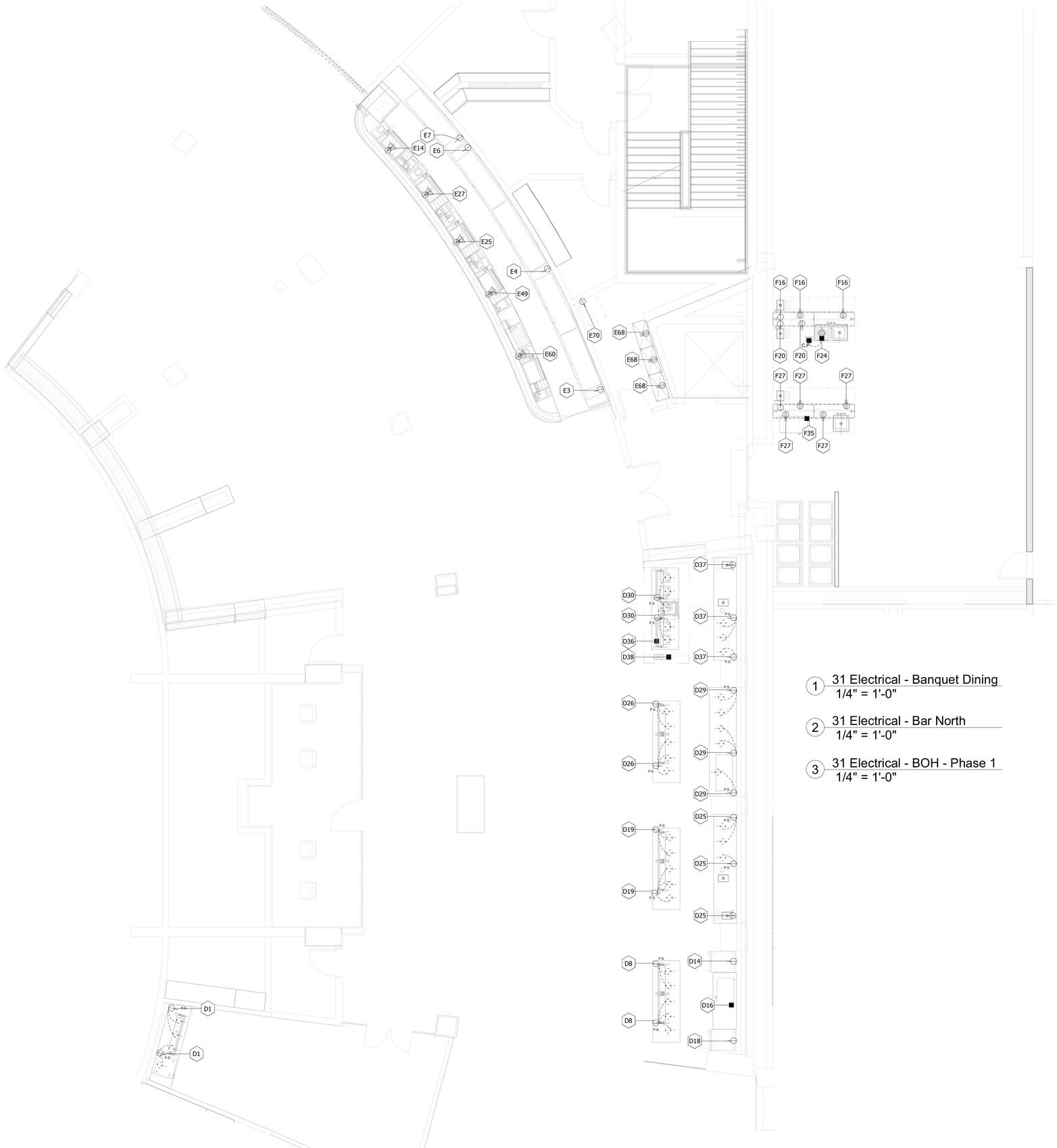

1 31 Electrical - Banquet Dining
1/4" = 1'-0"

2 31 Electrical - Bar North
1/4" = 1'-0"

3 31 Electrical - BOH - Phase 1
1/4" = 1'-0"

ELECTRICAL SYMBOLS

- DUPLEX ELECTRICAL OUTLET (DEO)
- SINGLE ELECTRICAL OUTLET (SEO)
- P.S. POWER STRIP BY FOODSERVICE EQUIPMENT SUBCONTRACTOR / INTERCONNECTED BY ELECTRICAL SUBCONTRACTOR
- SINGLE ELECTRICAL OUTLET (INSTALLED IN EQUIP. BY FOODSERVICE EQUIPMENT SUBCONTRACTOR OR MANUFACTURER.)
- ELECTRICAL CONNECTION
- JUNCTION BOX INSTALLED BY ELECTRICIAN
- JUNCTION BOX W/ FINAL CONNECTION TO EQUIPMENT
- C.P. CONTROL PANEL BY FOODSERVICE EQUIPMENT SUBCONTRACTOR / INTERCONNECTED BY ELECTRICAL SUBCONTRACTOR.
- 48" LED LIGHT FIXTURE
- FLOOR MOUNTED RECEPTACLE
- D.F.A. RETRACTABLE RECEPTACLE (DOWN FROM ABOVE)
- TELEDATA

ELECTRICAL NOTES

1. ELECTRICAL SUBCONTRACTOR SHALL PROVIDE AND INTERCONNECT CONTROL WIRING BETWEEN EXHAUST HOOD CONTROL SWITCH(ES) AND EXHAUST FAN(S).
2. FOODSERVICE EQUIPMENT SUBCONTRACTOR SHALL PROVIDE LIGHT FIXTURES INSTALLED FOR VENTILATORS. SWITCH, WIRING AND FINAL CONNECTION BY ELECTRICAL SUBCONTRACTOR.
3. FOODSERVICE EQUIPMENT SUBCONTRACTOR SHALL VERIFY AND COORDINATE INTERCONNECTION OF DEFROST CONTROL WIRING AND DRAIN LINE HEAT TAPE FOR WALK-IN FREEZER COIL AND CONDENSING UNIT BY ELECTRICAL SUBCONTRACTOR
4. FOODSERVICE EQUIPMENT SUBCONTRACTOR SHALL VERIFY AND COORDINATE FINAL CONNECTIONS TO WALK-IN FREEZER/ COOLER COIL(S) AND CONDENSING UNIT(S) BY ELECTRIAL SUBCONTRACTOR.
5. FOODSERVICE EQUIPMENT SUBCONTRACTOR SHALL PROVIDE EXTRA CONTACTS FOR INTERCONNECTION OF FIRE SUPPRESSION SYSTEM TO CONTACTS FOR INTERCONNECTION OF FIRE SUPPRESSION SYSTEM TO BUILDING FIRE ALARM SYSTEM IF REQUIRED. INTERCONNECTION BY ELECTRICAL SUBCONTRACTOR.
6. FOODSERVICE EQUIPMENT SUBCONTRACTOR SHALL PROVIDE WALK-INBOX LIGHT FIXTURES TO GENERAL CONTRACTOR FOR INSTALLATION. WIRING AND FINAL CONNECTION BY ELECTRICAL SUBCONTRACTOR.
7. FOODSERVICE EQUIPMENT SUBCONTRACTOR SHALL VERIFY AND COORDINATE INTERCONNECTION OF WALK-IN REFRIGERATION WITH BUILDING EMERGENCY POWER SUPPLY BY ELECTRICAL
8. FOODSERVICE EQUIPMENT SUBCONTRACTOR SHALL VERIFY AND COORDINATE DATA LINE RUNS & CONNECTIONS IN THE FIELD WITH THE GENERAL CONTRACTOR/CONSTRUCTION MANAGER. CONDUITS PROVIDED AND INSTALLED BY THE GENERAL CONTRACTOR /CONSTRUCTION MANAGER.

B C A D

XL CENTER

CAPITAL REGION DEVELOPMENT AUTHORITY

BRISBIN BROOK BEYNON ARCHITECTS
SCI ARCHITECTS
14 Duncan Street, 4th Floor
Toronto, ON, CA M5H 3G8
Tel (416) 591-8999 Fax (416) 591-9087

NO.	DESCRIPTION	DATE

REVISIONS/ ISSUES

CONTRACTOR SHALL CHECK AND VERIFY ALL DIMENSIONS AND REPORT ANY OMISSIONS OR DISCREPANCIES TO THE ARCHITECT BEFORE PROCEEDING WITH THE WORK
DO NOT SCALE THE DRAWINGS

SEAL

DRAWN: LEK
DATE: 12/08/20
CHECKED: BT
DATE PLOTTED: 12/10/2020 5:41:04 PM

XL CENTER

1 CIVIC CENTER PLAZA
HARTFORD, CT

DWG. TITLE
Foodservice Electrical Plans - Phase 1

SCALE: 1/4" = 1'-0"
PROJ. NO.: 1605
DWG. NO.: K2.12.PH1

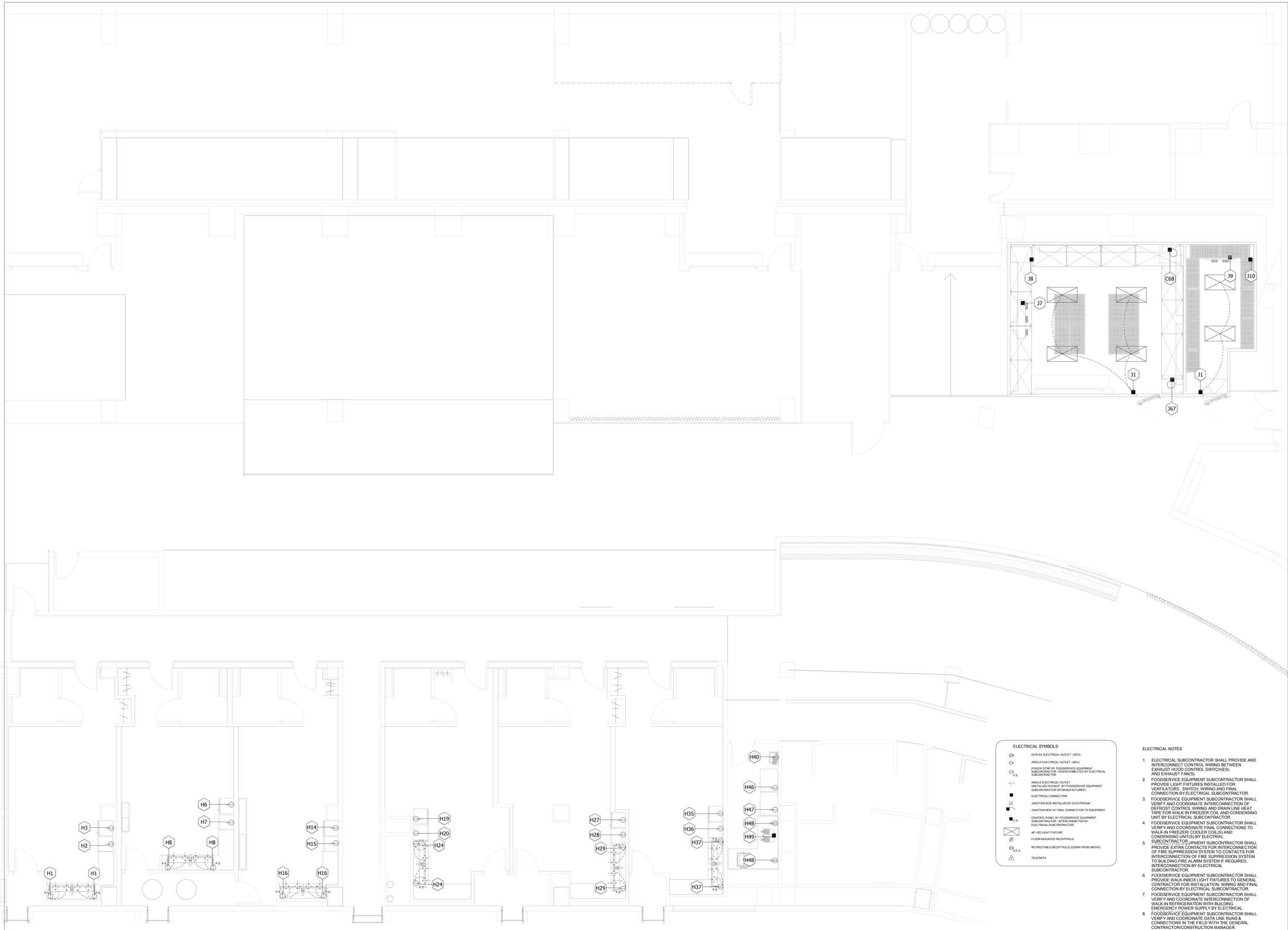

ELECTRICAL SYMBOLS

- DUPLEX ELECTRICAL OUTLET (DEO)
- SINGLE ELECTRICAL OUTLET (SEO)
- P.S. POWER STRIP BY FOODSERVICE EQUIPMENT SUBCONTRACTOR / INTERCONNECTED BY ELECTRICAL SUBCONTRACTOR
- SINGLE ELECTRICAL OUTLET (INSTALLED IN EQUIP. BY FOODSERVICE EQUIPMENT SUBCONTRACTOR OR MANUFACTURER.)
- ELECTRICAL CONNECTION
- JUNCTION BOX INSTALLED BY ELECTRICIAN
- JUNCTION BOX W/ FINAL CONNECTION TO EQUIPMENT
- C.P. CONTROL PANEL BY FOODSERVICE EQUIPMENT SUBCONTRACTOR / INTERCONNECTED BY ELECTRICAL SUBCONTRACTOR.
- 4IF LED LIGHT FIXTURE
- FLOOR MOUNTED RECEPTACLE
- D.F.A. RETRACTABLE RECEPTACLE (DOWN FROM ABOVE)
- TEL/DATA

ELECTRICAL NOTES

1. ELECTRICAL SUBCONTRACTOR SHALL PROVIDE AND INTERCONNECT CONTROL WIRING BETWEEN EXHAUST HOOD CONTROL SWITCH(ES) AND EXHAUST FAN(S).
2. FOODSERVICE EQUIPMENT SUBCONTRACTOR SHALL PROVIDE LIGHT FIXTURES INSTALLED FOR VENTILATORS, SWITCH, WIRING AND FINAL CONNECTION BY ELECTRICAL SUBCONTRACTOR.
3. FOODSERVICE EQUIPMENT SUBCONTRACTOR SHALL VERIFY AND COORDINATE INTERCONNECTION OF DEFROST CONTROL WIRING AND DRAIN LINE HEAT TAPE FOR WALK-IN FREEZER COIL AND CONDENSING UNIT BY ELECTRICAL SUBCONTRACTOR.
4. FOODSERVICE EQUIPMENT SUBCONTRACTOR SHALL VERIFY AND COORDINATE FINAL CONNECTIONS TO WALK-IN FREEZER/ COOLER COIL(S) AND CONDENSING UNIT(S) BY ELECTRIAL SUBCONTRACTOR.
5. FOODSERVICE EQUIPMENT SUBCONTRACTOR SHALL PROVIDE EXTRA CONTACTS FOR INTERCONNECTION OF FIRE SUPPRESSION SYSTEM TO CONTACTS FOR INTERCONNECTION OF FIRE SUPPRESSION SYSTEM TO BUILDING FIRE ALARM SYSTEM IF REQUIRED. INTERCONNECTION BY ELECTRICAL SUBCONTRACTOR.
6. FOODSERVICE EQUIPMENT SUBCONTRACTOR SHALL PROVIDE WALK-INBOLT LIGHT FIXTURES TO GENERAL CONTRACTOR FOR INSTALLATION. WIRING AND FINAL CONNECTION BY ELECTRICAL SUBCONTRACTOR.
7. FOODSERVICE EQUIPMENT SUBCONTRACTOR SHALL VERIFY AND COORDINATE INTERCONNECTION OF WALK-IN REFRIGERATION WITH BUILDING EMERGENCY POWER SUPPLY BY ELECTRICAL
8. FOODSERVICE EQUIPMENT SUBCONTRACTOR SHALL VERIFY AND COORDINATE DATA LINE RUNS & CONNECTIONS IN THE FIELD WITH THE GENERAL CONTRACTOR/CONSTRUCTION MANAGER. CONDUITS PROVIDED AND INSTALLED BY THE GENERAL CONTRACTOR /CONSTRUCTION MANAGER.

1 31 Electrical - Lounges
1/4" = 1'-0"

2 31 Electrical - Walk-In Cooler
1/4" = 1'-0"

BRISBIN BROOK BEYNON ARCHITECTS
SCI ARCHITECTS
14 Duncan Street, 4th Floor
Toronto, ON, CA M5H 3G8
Tel (416) 591-8999 Fax (416) 591-9087

XL CENTER

CAPITAL REGION DEVELOPMENT AUTHORITY

NO.	DESCRIPTION	DATE

REVISIONS/ ISSUES

CONTRACTOR SHALL CHECK AND VERIFY ALL DIMENSIONS AND REPORT ANY OMISSIONS OR DISCREPANCIES TO THE ARCHITECT BEFORE PROCEEDING WITH THE WORK. DO NOT SCALE THE DRAWINGS

SEAL

DRAWN: LEK
DATE: 12/08/20
CHECKED: BT
DATE PLOTTED: 12/10/2020 5:41:07 PM

XL CENTER

1 CIVIC CENTER PLAZA
HARTFORD, CT

DWG. TITLE
Foodservice Electrical Plans - Phase 1

SCALE: 1/4" = 1'-0"
PROJ. NO.: 1605
DWG. NO.: K2.13.PH1

LINE RUN LEGEND

- BEER LINES
- CO2 LINES
- SODA LINES

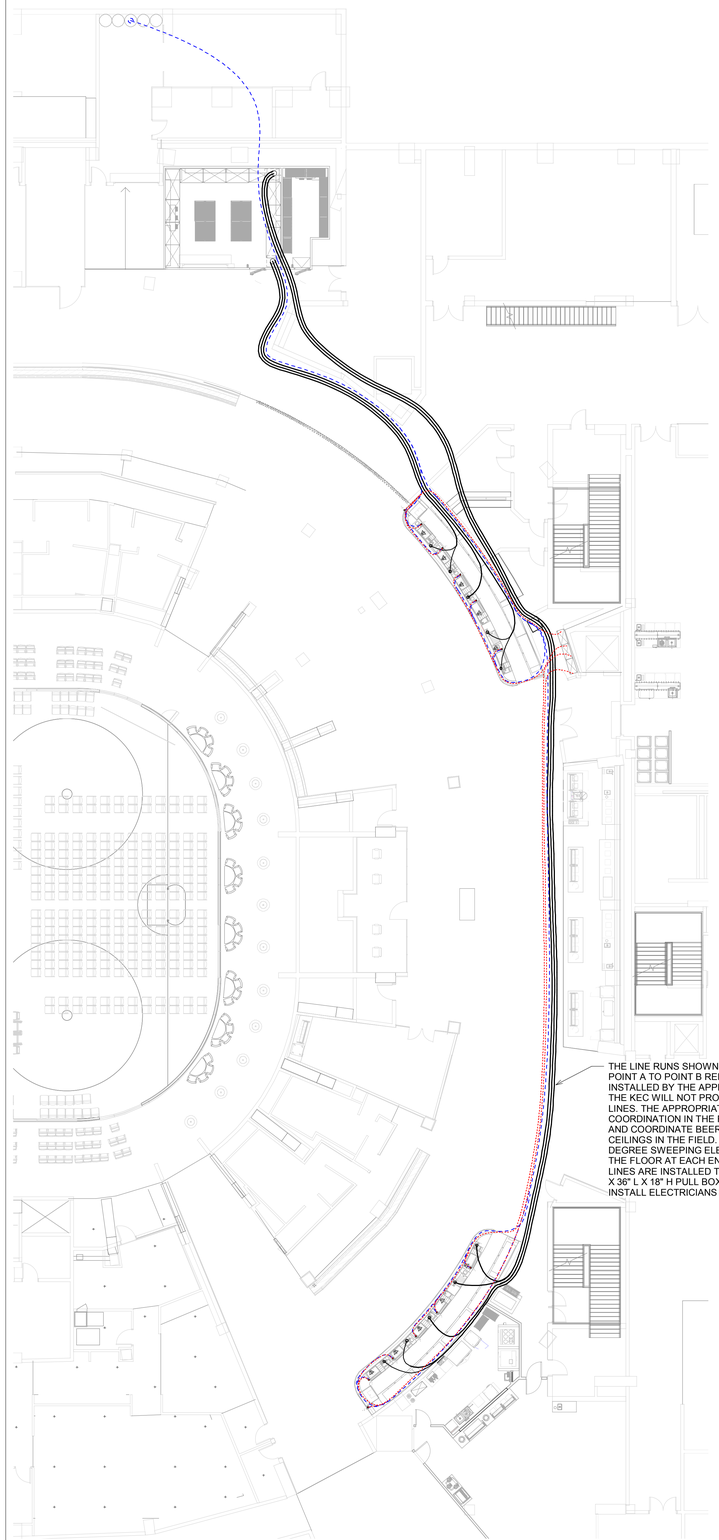

THE LINE RUNS SHOWN ON THESE DRAWINGS AND THE KEC SUBMITTAL DRAWINGS WILL BE FROM POINT A TO POINT B REFERENCE ONLY. THE ACTUAL CONDUIT LINE RUN WILL BE PROVIDED AND INSTALLED BY THE APPROPRIATE TRADE UNDER THE DIRECTION OF THE GENERAL CONTRACTOR. THE KEC WILL NOT PROVIDE OR INSTALL THE CONDUIT REQUIRED FOR THE BEER SODA AND CO2 LINES. THE APPROPRIATE TRADE WILL PROVIDE THE ACTUAL LINE RUN DRAWINGS FOR COORDINATION IN THE FIELD. GENERAL CONTRACTOR/CONSTRUCTION MANAGER SHALL VERIFY AND COORDINATE BEER SODA AND CO2 LINE RUNS THROUGH COUNTERS, WALLS, FLOORS AND CEILINGS IN THE FIELD. PROVIDE 6" PLENUM RATED CONDUIT WITH NO 90 DEGREE TURNS, USE 45 DEGREE SWEEPING ELBOWS. SHOULD CONDUIT BE RUN UNDERGROUND IT SHOULD RISE 3" ABOVE THE FLOOR AT EACH END TO PREVENT WATER AND CONTAMINANTS FROM ENTERING. AFTER THE LINES ARE INSTALLED THE ENDS WILL BE SEALED BY THE INSTALLING TECHNICIAN. PROVIDE 18" W X 36" L X 18" H PULL BOXES EVERY 75' OR EVERY THREE BENDS, WHICHEVER COMES FIRST, AND INSTALL ELECTRICIANS PULL WIRE ALONG ENTIRE CONDUIT RUN.

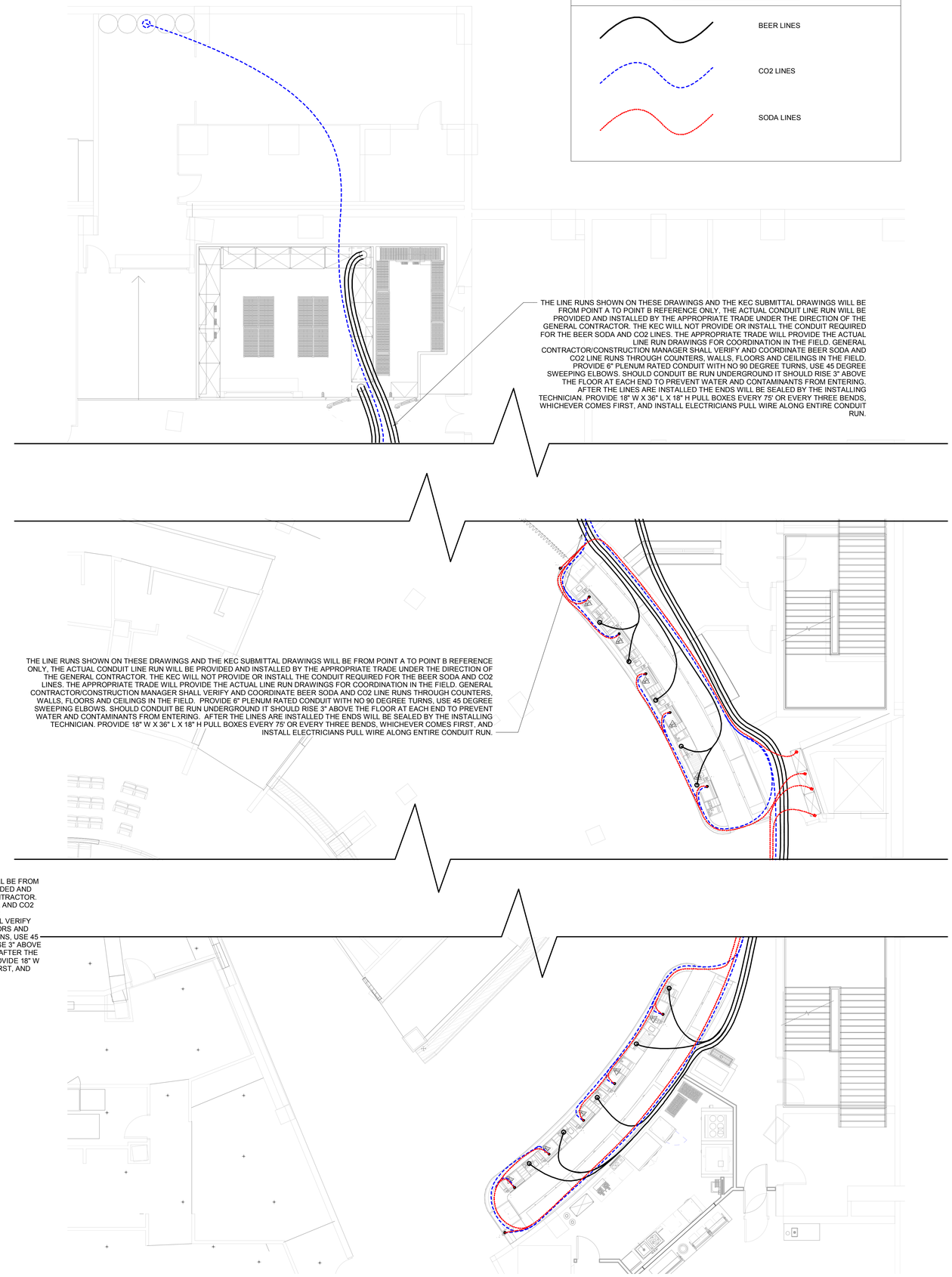

THE LINE RUNS SHOWN ON THESE DRAWINGS AND THE KEC SUBMITTAL DRAWINGS WILL BE FROM POINT A TO POINT B REFERENCE ONLY. THE ACTUAL CONDUIT LINE RUN WILL BE PROVIDED AND INSTALLED BY THE APPROPRIATE TRADE UNDER THE DIRECTION OF THE GENERAL CONTRACTOR. THE KEC WILL NOT PROVIDE OR INSTALL THE CONDUIT REQUIRED FOR THE BEER SODA AND CO2 LINES. THE APPROPRIATE TRADE WILL PROVIDE THE ACTUAL LINE RUN DRAWINGS FOR COORDINATION IN THE FIELD. GENERAL CONTRACTOR/CONSTRUCTION MANAGER SHALL VERIFY AND COORDINATE BEER SODA AND CO2 LINE RUNS THROUGH COUNTERS, WALLS, FLOORS AND CEILINGS IN THE FIELD. PROVIDE 6" PLENUM RATED CONDUIT WITH NO 90 DEGREE TURNS, USE 45 DEGREE SWEEPING ELBOWS. SHOULD CONDUIT BE RUN UNDERGROUND IT SHOULD RISE 3" ABOVE THE FLOOR AT EACH END TO PREVENT WATER AND CONTAMINANTS FROM ENTERING. AFTER THE LINES ARE INSTALLED THE ENDS WILL BE SEALED BY THE INSTALLING TECHNICIAN. PROVIDE 18" W X 36" L X 18" H PULL BOXES EVERY 75' OR EVERY THREE BENDS, WHICHEVER COMES FIRST, AND INSTALL ELECTRICIANS PULL WIRE ALONG ENTIRE CONDUIT RUN.

2 31 Building Conditions - Beer and Soda Line Runs Overall Plan
3/32" = 1'-0"

1 31 Building Conditions - Beer and Soda Line Runs
3/16" = 1'-0"

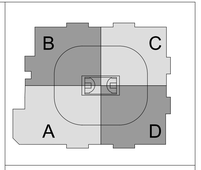

XL CENTER

CAPITAL REGION DEVELOPMENT AUTHORITY

BRISBIN BROOK BEYNON ARCHITECTS
SCI ARCHITECTS
14 Duncan Street, 4th Floor
Toronto, ON, CA M5H 3G8
Tel (416) 591-8999 Fax (416) 591-9087

NO.	DESCRIPTION	DATE

REVISIONS/ ISSUES

CONTRACTOR SHALL CHECK AND VERIFY ALL DIMENSIONS AND REPORT ANY OMISSIONS OR DISCREPANCIES TO THE ARCHITECT BEFORE PROCEEDING WITH THE WORK
DO NOT SCALE THE DRAWINGS

SEAL

DRAWN: LEK
DATE: 12/09/20
CHECKED: BT
DATE PLOTTED: 12/10/2020 5:41:08 PM

XL CENTER

1 CIVIC CENTER PLAZA
HARTFORD, CT

DWG. TITLE
Foodservice Beer and Soda Line Runs - Phase 1

SCALE: As indicated
PROJ. NO.: 1605
DWG. NO.: K2.14.PH1

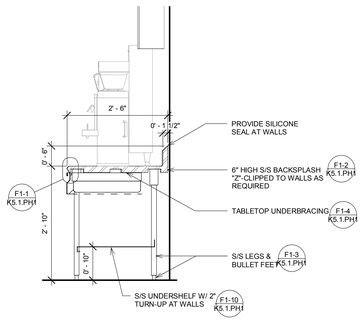

6 Item No. B1 - Work Table - Section
3/4" = 1'-0"

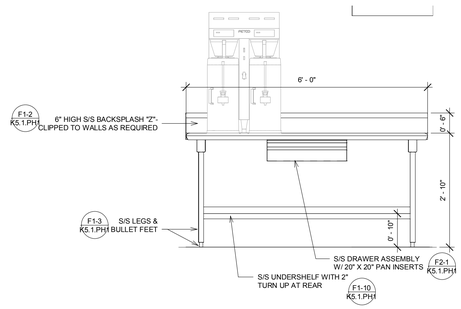

5 Item No. B1 - Work Table - Elevation
3/4" = 1'-0"

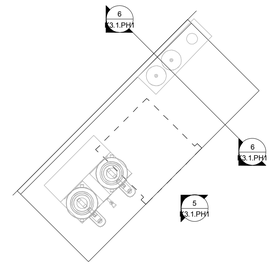

1 Item No. B1 - Work Table
3/4" = 1'-0"

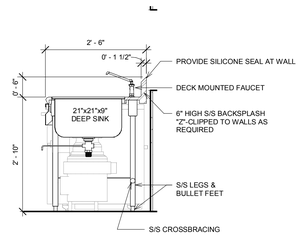

4 Item No. B8 - Prep Table with Sinks - Section
3/4" = 1'-0"

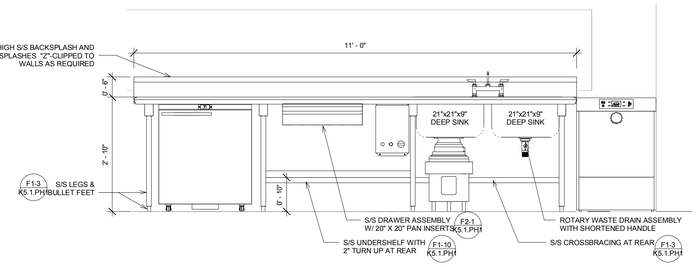

3 Item No. B8 - Prep Table with Sinks - Elevation
3/4" = 1'-0"

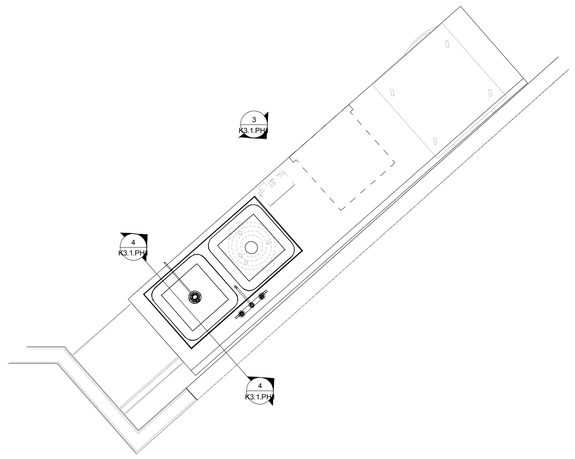

2 Item No. B8 - Prep Table with Sinks
3/4" = 1'-0"

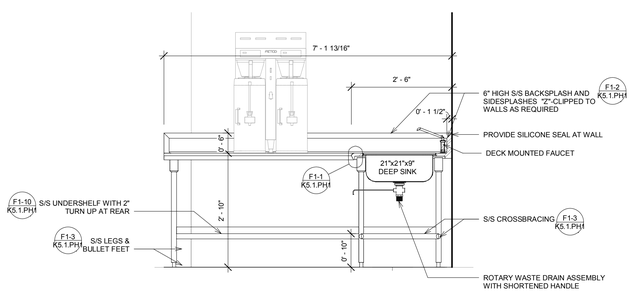

9 Item No. H48 - Work Table with Sink - Elevation/Section through Sink
3/4" = 1'-0"

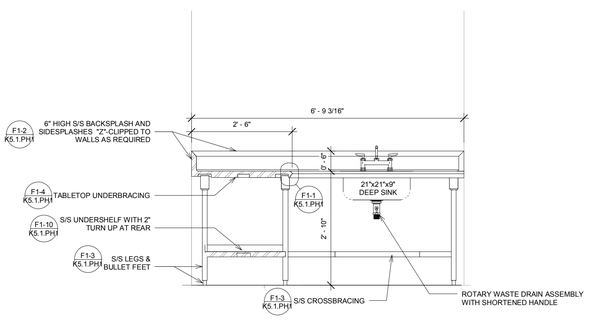

8 Item No. H48 - Work Table with Sink - Elevation/Section
3/4" = 1'-0"

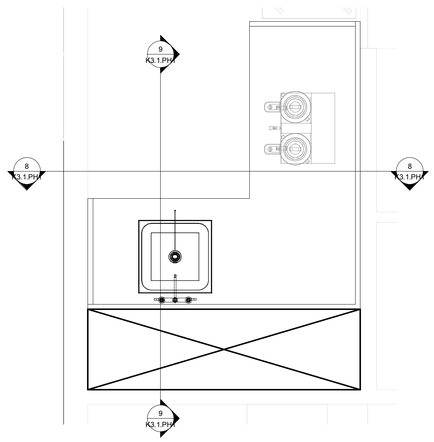

7 Item No. H48 - Work Table with Sink
3/4" = 1'-0"

BRISBIN BROOK BEYNON ARCHITECTS
SCI ARCHITECTS
14 Duncan Street, 4th Floor
Toronto, ON, CA M5H 3G8
Tel (416) 591-8999 Fax (416) 591-9087

NO.	DESCRIPTION	DATE

REVISIONS/ ISSUES

CONTRACTOR SHALL CHECK AND VERIFY ALL DIMENSIONS AND REPORT ANY OMISSIONS OR DISCREPANCIES TO THE ARCHITECT BEFORE PROCEEDING WITH THE WORK
DO NOT SCALE THE DRAWINGS

SEAL

DRAWN: LEK
DATE: 01/03/19
CHECKED: BT
DATE PLOTTED: 12/10/2020 5:41:13 PM

XL CENTER

1 CIVIC CENTER PLAZA
HARTFORD, CT

DWG. TITLE
Foodservice Fabrication Drawings - Phase 1

SCALE: 3/4" = 1'-0"
PROJ. NO.: 1605
DWG. NO.: K3.1.PH1

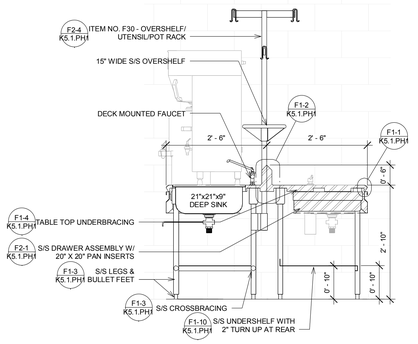

Item No's F27, F39 & F34 - Work Table with Handsink, Overshelf/Utensil/Pot Rack and Work Table wiht Utility Sink - Section

3 3/4" = 1'-0"

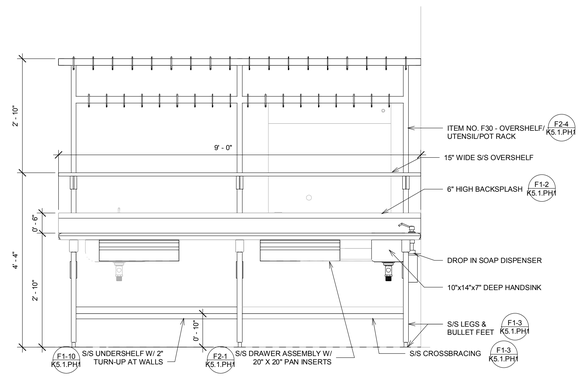

Item No's F27 & F30 - Work Table with Handsink and Overhshelf/Utensil/Pot Rack - Elevation

4 3/4" = 1'-0"

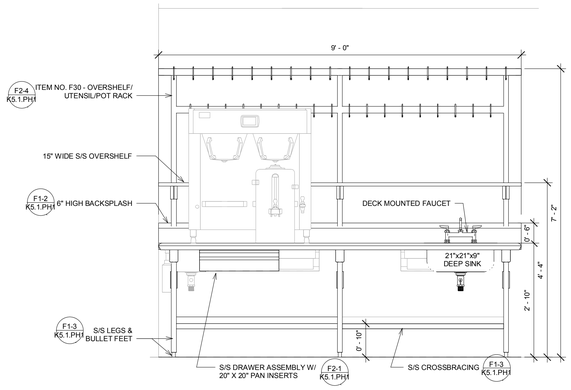

Item No's F34 & F30 - Work Table with Utility Sink and Overhshelf/Utensil/Pot Rack - Elevation

5 3/4" = 1'-0"

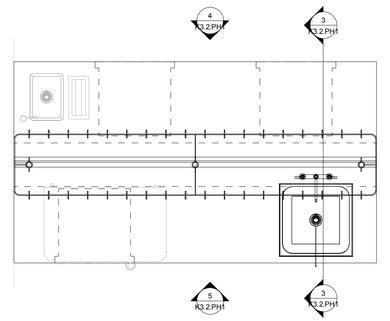

Item No's F27, F30 & F34 - Work Table with Handsink, Work Table with Utility Sink and Overshelf/Utensil/Pot Rack

2 3/4" = 1'-0"

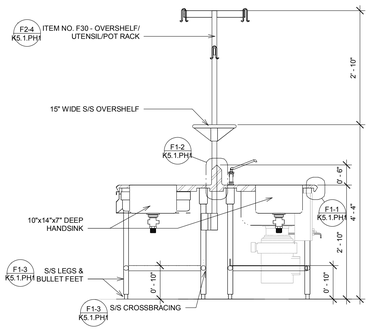

Item No's F16, F19 & F20 - Work Table with Handsink, Prep Table with Sinks and Overshelf/Utensil/Pot Rack - Section

7 3/4" = 1'-0"

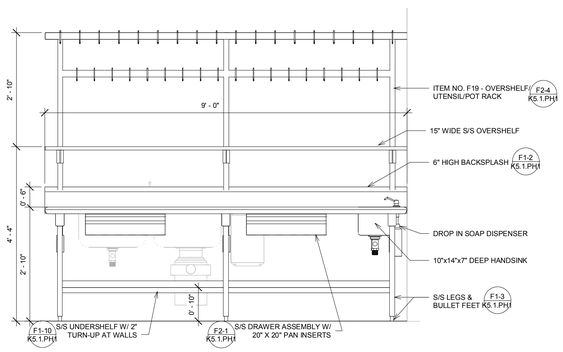

Item No's F16 & F19 - Work Table with Handsink and Overshelf/Utensil/Pot Rack - Elevation

8 3/4" = 1'-0"

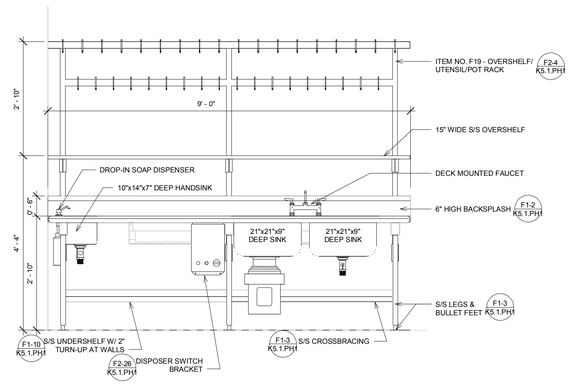

Item No's F20 & F19 - Prep Table with Sinks and Overshelf/Utensil/Pot Rack - Elevation

6 3/4" = 1'-0"

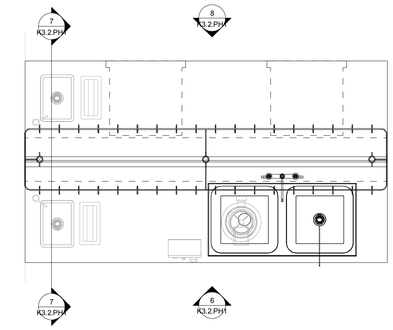

Item No's F16, F19 & F20 - Work Table with Handsink, Prep Table with Sinks and Overshelf/Utensil/Pot Rack

1 3/4" = 1'-0"

XL CENTER

CAPITAL REGION DEVELOPMENT AUTHORITY

BRISBIN BROOK BEYNON ARCHITECTS
SCI ARCHITECTS

14 Duncan Street, 4th Floor
Toronto, ON, CA M5H 3G8
Tel (416) 591-8999 Fax (416) 591-9087

NO.	DESCRIPTION	DATE

REVISIONS/ ISSUES

CONTRACTOR SHALL CHECK AND VERIFY ALL DIMENSIONS AND REPORT ANY OMISSIONS OR DISCREPANCIES TO THE ARCHITECT BEFORE PROCEEDING WITH THE WORK. DO NOT SCALE THE DRAWINGS

SEAL

DRAWN: LEK
DATE: 12/08/20
CHECKED: BT
DATE PLOTTED: 12/10/2020 5:41:21 PM

XL CENTER

1 CIVIC CENTER PLAZA
HARTFORD, CT

DWG. TITLE
Foodservice Fabrication Drawings - Phase 1

SCALE: 3/4" = 1'-0"
PROJ. NO.: 1605
DWG. NO.: K3.2.PH1

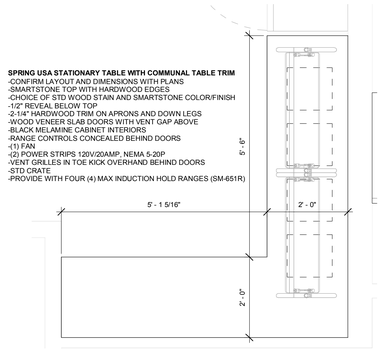

8 Item No. H37 - Smartstone Buffet Table
3/4" = 1'-0"

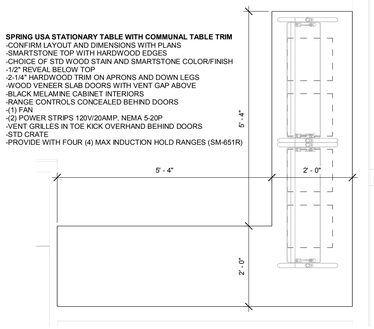

7 Item No. H29 - Smartstone Buffet Table
3/4" = 1'-0"

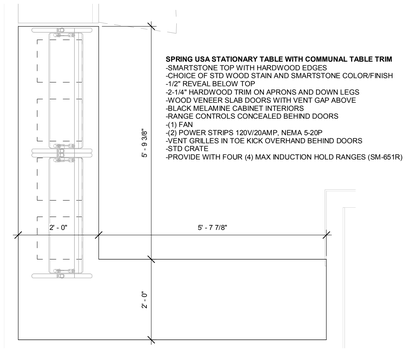

6 Item No. H24 - Smartstone Buffet Table
3/4" = 1'-0"

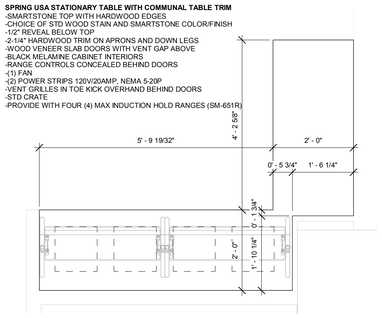

5 Item No. H16 - Smartstone Buffet Table
3/4" = 1'-0"

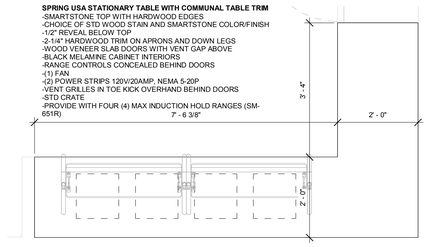

4 Item No. H8 - Smartstone Buffet Table
3/4" = 1'-0"

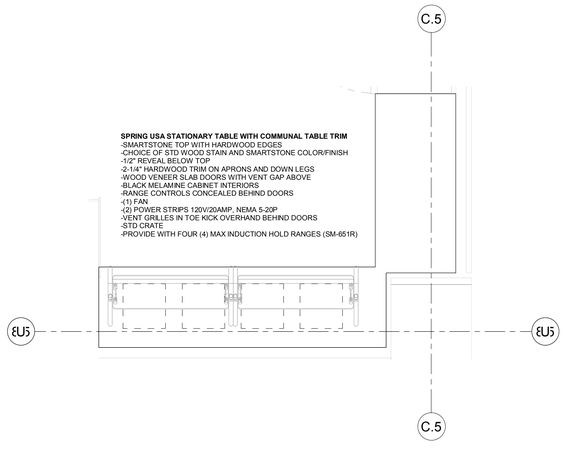

3 Item No. H1 - Smartstone Buffet Table
3/4" = 1'-0"

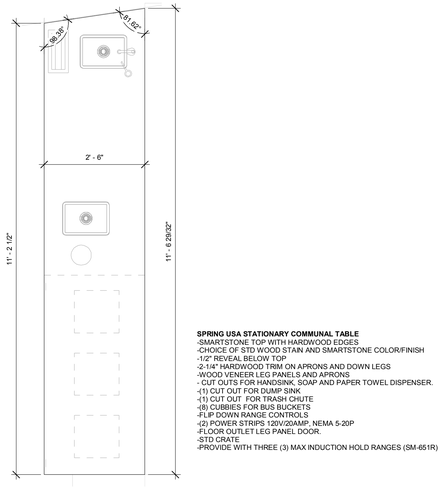

2 Item No. D37 - Bussing Station
3/4" = 1'-0"

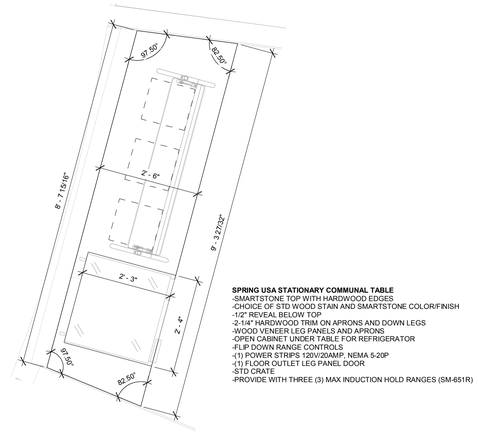

1 Item No. D1 - Smartstone Table - Private Dining
3/4" = 1'-0"

B C A D

XL CENTER

CAPITAL REGION DEVELOPMENT AUTHORITY

BRISBIN BROOK BEYNON ARCHITECTS
SCI ARCHITECTS

14 Duncan Street, 4th Floor
Toronto, ON, CA M5H 3G8
Tel (416) 591-8999 Fax (416) 591-9087

NO.	DESCRIPTION	DATE

REVISIONS/ ISSUES

CONTRACTOR SHALL CHECK AND VERIFY ALL DIMENSIONS AND REPORT ANY OMISSIONS OR DISCREPANCIES TO THE ARCHITECT BEFORE PROCEEDING WITH THE WORK.
DO NOT SCALE THE DRAWINGS

SEAL

DRAWN LEK
DATE 12/08/20
CHECKED BT
DATE PLOTTED 12/10/2020 5:41:27 PM

XL CENTER

1 CIVIC CENTER PLAZA
HARTFORD, CT

DWG. TITLE
Foodservice Millwork Drawings - Phase 1

SCALE 3/4" = 1'-0"
PROJ. NO. 1605
DWG. NO. K4.1.PH1