

ELLERBE BECKET



**THE STADIUM at RENTSCHLER FIELD**

EAST HARTFORD, CONNECTICUT

**CONSTRUCTION RECORD DOCUMENTS**

30 AUGUST 2003

**VOLUME 4 OF 7**

**MECHANICAL  
PLUMBING  
FIRE PROTECTION  
SECURITY**



MASTER LIST OF DRAWINGS

Table with columns: SHEET NO., SHEET TITLE, SHEET NO., SHEET TITLE. Includes sections like ARCHITECTURE (CONT.), MECHANICAL, ELECTRICAL (CONT.), AUDIO/VISUAL - TELECOMMUNICATIONS (CONT.), CIVIL, LANDSCAPE, SPORTS TURF, ARCHITECTURE, STRUCTURAL, FIRE PROTECTION, and ELECTRICAL.

Table with columns: SHEET NO., SHEET TITLE, SHEET NO., SHEET TITLE. Includes sections like ARCHITECTURE (CONT.), MECHANICAL, ELECTRICAL (CONT.), AUDIO/VISUAL - TELECOMMUNICATIONS (CONT.), CIVIL, LANDSCAPE, SPORTS TURF, ARCHITECTURE, STRUCTURAL, FIRE PROTECTION, and ELECTRICAL.

Table with columns: SHEET NO., SHEET TITLE, SHEET NO., SHEET TITLE. Includes sections like ARCHITECTURE (CONT.), MECHANICAL, ELECTRICAL (CONT.), AUDIO/VISUAL - TELECOMMUNICATIONS (CONT.), CIVIL, LANDSCAPE, SPORTS TURF, ARCHITECTURE, STRUCTURAL, FIRE PROTECTION, and ELECTRICAL.

Table with columns: SHEET NO., SHEET TITLE, SHEET NO., SHEET TITLE. Includes sections like ARCHITECTURE (CONT.), MECHANICAL, ELECTRICAL (CONT.), AUDIO/VISUAL - TELECOMMUNICATIONS (CONT.), CIVIL, LANDSCAPE, SPORTS TURF, ARCHITECTURE, STRUCTURAL, FIRE PROTECTION, and ELECTRICAL.

Table with columns: SHEET NO., SHEET TITLE, SHEET NO., SHEET TITLE. Includes sections like ARCHITECTURE (CONT.), MECHANICAL, ELECTRICAL (CONT.), AUDIO/VISUAL - TELECOMMUNICATIONS (CONT.), CIVIL, LANDSCAPE, SPORTS TURF, ARCHITECTURE, STRUCTURAL, FIRE PROTECTION, and ELECTRICAL.

Revision table, title block for 'THE STADIUM AT RENTSCHLER FIELD', project information, contact details for Ellerbe Becket, Inc., and a SHEET INDEX table.











Revision	Date	No.
△ CCD-188/RFI-1254	9/30/2002	
△ CCD-163	7/17/2002	
△ CCD-057/RFI-537	12/07/2001	
△ PR-006:STATE POLICE	8/27/2001	
△ CCD-16:AV CLOSET 100A	8/08/2001	
△ FIRE DAMPER LOCATIONS	6/05/2001	
△ AS PER STATE COMMENTS	5/11/2001	
△ AS PER ADDENDUM 3	4/18/2001	

THE STADIUM AT  
RENTSCHLER FIELD

State of Connecticut	
<b>Owner</b> State of Connecticut	<b>Landscaping Design</b> CR3 571 Hopmadow Street Shelton, CT 06487 Telephone: 860.658.1988 Facsimile: 860.658.1217
<b>Architect</b> Ellerbe Becket, Inc. 605 West 47th Street, Suite 200 Kansas City, MO 64112-1845 Telephone: 816.561.4443 Facsimile: 816.561.2883	<b>Structural Engineering</b> The Bigelow Companies 90 Gifford Road 1575 Universal Avenue, Suite 150 Kansas City, MO 64120 Telephone: 816.463.5555 Facsimile: 816.463.5510
<b>MECHANICAL ENGINEERING</b> DTC 556 Washington Ave. North Haven, CT 06457 Telephone: 203.239.4200 Facsimile: 203.234.7316	<b>Geotechnical</b> GZA GeoEnvironmental Vernon, CT 06066 Telephone: 860.875.7655 Facsimile: 860.872.2416
<b>MECHANICAL ENGINEERING</b> Fuss & O'Neill 146 Hartford Road Manchester, CT 06040-5321 Telephone: 860.546.5469 Facsimile: 860.546.6113	<b>Security</b> Safesecure Network 17 E Rock Road New Milford, CT 06776 Telephone: 860.354.7020 Facsimile: 860.354.7020
<b>Code Analysis</b> F.P. & C. Consultants, Inc. 9233 Wood Parkway, Suite 225 Kansas City, MO 64114 Telephone: 816.523.3377 Facsimile: 816.523.8256	<b>Vertical Circulation</b> Syska & Hennessy One Broadway, 9th Floor Cambridge, MA 02142 Telephone: 617.577.9900 Facsimile: 617.577.9191
<b>Audio/Visual</b> Pelton Marsh Kinsella 1420 W. McDougall Lane, Suite 400 Dallas, TX 75247-4951 Telephone: 214.688.2444 Facsimile: 214.651.7400	<b>Sports Turf</b> MST 1893 W. Kettle Avenue Littleton, CO 80120-4402 Telephone: 303.730.1440 Facsimile: 303.730.2527

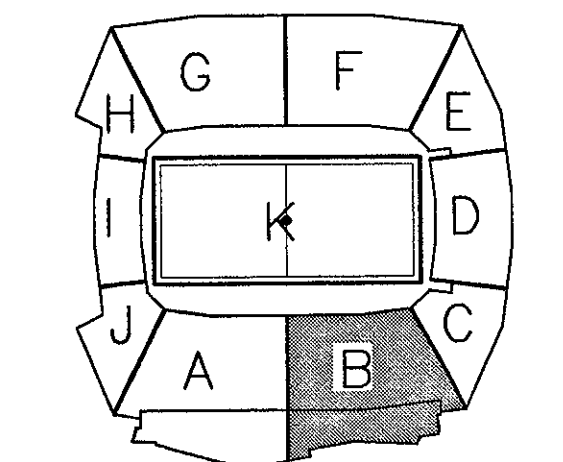


**KITCHEN HOOD EXHAUST DUCT:**

- GREASE DUCT SHALL BE OF THE DOUBLE-WALL, FACTORY-BUILT TYPE FOR USE WITH CLASS 1 KITCHEN HOODS, AS DESCRIBED IN NFPA-96, FOR THE TRANSPORTATION OF AIR AND GREASE LADEN VAPORS FROM COMMERCIAL COOKING OPERATIONS.
- GREASE DUCT SECTIONS SHALL BE CONSTRUCTED OF AN INNER AND OUTER WALL WITH A 1" ANNULAR INSULATING AIR SPACE.
- THE INNER WALL SHALL BE CONSTRUCTED OF TYPE 304 STAINLESS STEEL, .035" THICKNESS FOR ALL SIZES. THE OUTER WALL SHALL BE CONSTRUCTED OF TYPE 304 STAINLESS STEEL, .026" THICKNESS FOR ALL SIZES.
- MAINTAIN 6" CLEARANCE AROUND GREASE DUCT.
- PROVIDE HORIZONTAL CLEANOUT AT BOTTOM OF DUCT RISER.
- ALL SUPPORTS, ROOF PENETRATIONS, FAN ADAPTERS, SQUARE TO ROUND TRANSITIONS, HOOD CONNECTORS, DRAIN FITTINGS, AND EXPANSION JOINTS REQUIRED TO INSTALL GREASE DUCT SHALL BE INCLUDED.

**NOTE:**

- BOTTOM OF DUCT SHALL BE MINIMUM OF 12'-0" ABOVE CORRIDOR FLOOR (33'-0"), RAISE BOTTOM OF DUCT TO CLEAR SANITARY WASTE AND OTHER PIPING.



ELLERBE BECKET

4600 Madison Avenue  
Suite 1000  
Kansas City, MO 64112  
816 561 4443

© 2003 Ellerbe Becket

**SERVICE LEVEL, AREA B  
HVAC FLOOR PLAN  
ELEV. = 30'-4"**

Date: 06.30.03 Comm. No.: 1013.0002.00  
In Charge: GW RECORD DOCUMENTS  
Drawn By: BGL  
Checked By: DS **M101B**

**1 SERVICE LEVEL AREA B - FLOOR PLAN**  
1/8"=1'-0"



E:\WORK\107\MEDIA\B-BUILD\_20031015\_110105\107\_M101B\107\_M101B.dwg, Layer: 1, 2/27/2003 11:02:39 AM




**THE STADIUM AT  
RENTSCHLER FIELD**

Owner  
State of Connecticut

Architecture  
**Ellerbe Becket, Inc.**  
 605 West 47th Street, Suite 200  
 Kansas City, MO 64112-1905  
 Telephone: 816.561.4443  
 Facsimile: 816.561.3563

Structural Engineering  
**BVH Integrated Services**  
 50 Griffin Road South  
 Bloomfield, CT 06002  
 Telephone: 860.286.9171  
 Facsimile: 860.242.0236

Mechanical/Electrical Engineering  
**Diversified Technology Consultants**  
 556 Washington Ave  
 North Haven, CT 06473  
 Telephone: 203.229.4200  
 Facsimile: 203.229.3796



Civil Engineering/Traffic  
**Fuss & O'Neill**  
 146 Hartford Road  
 Meriden, CT 06040-5521  
 Telephone: 860.466.2469  
 Facsimile: 860.463.6313

Landscape Design  
**CR3**  
 571 Independence Street  
 Simsbury, CT 06070  
 Telephone: 860.659.1989  
 Facsimile: 860.659.1217

Code Analysis  
**F & C Consultants, Inc.**  
 923 Ward Parkway, Suite 225  
 Kansas City, MO 64114  
 Telephone: 816.532.3377  
 Facsimile: 816.532.8256

Food Service  
**The Bigelow Companies**  
 1375 Universal Avenue, Suite 150  
 Kansas City, MO 64120  
 Telephone: 816.483.5553  
 Facsimile: 816.483.5519

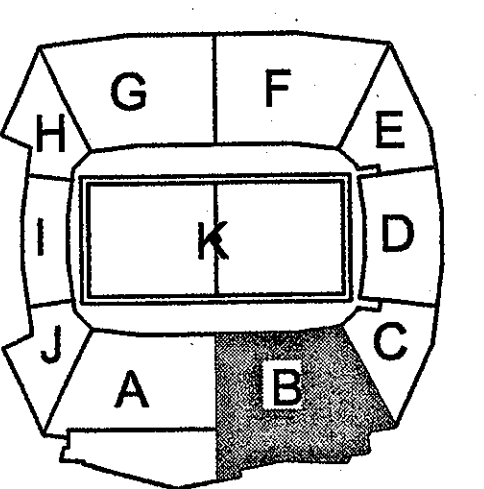
Architectural  
**Pelton Marsh Kinsella**  
 1400 W. Montpelier Lane, Suite 400  
 Valley, UT 84002-8951  
 Telephone: 214.682.7444  
 Facsimile: 214.651.7488

Geotechnical  
**GZA Geoenvironmental**  
 27 Main Road  
 Vernon, CT 06066  
 Telephone: 860.875.2555  
 Facsimile: 860.872.2416

Sports Turf  
**Millennium Sports Technologies**  
 1809 W. Ketter Avenue  
 Glenview, IL 60025-4902  
 Telephone: 307.730.1440  
 Facsimile: 307.790.2627

Vertical Circulation  
**Syska & Hennessy**  
 One Broadway, 9th Floor  
 Cambridge, MA 02142  
 Telephone: 617.577.9900  
 Facsimile: 617.577.9191

Security  
**Safesecure Network**  
 174 Broad Street  
 New Milford, CT 06778  
 Telephone: 860.354.7020  
 Facsimile: 860.354.7020



**ELLERBE BECKET**



605 West 47th Street  
 Kansas City, MO 64112-1905  
 816.561.4443

© 2001 Ellerbe Becket

**SERVICE LEVEL, AREA B  
HVAC FLOOR PLAN  
ELEV. = 30'-4"**

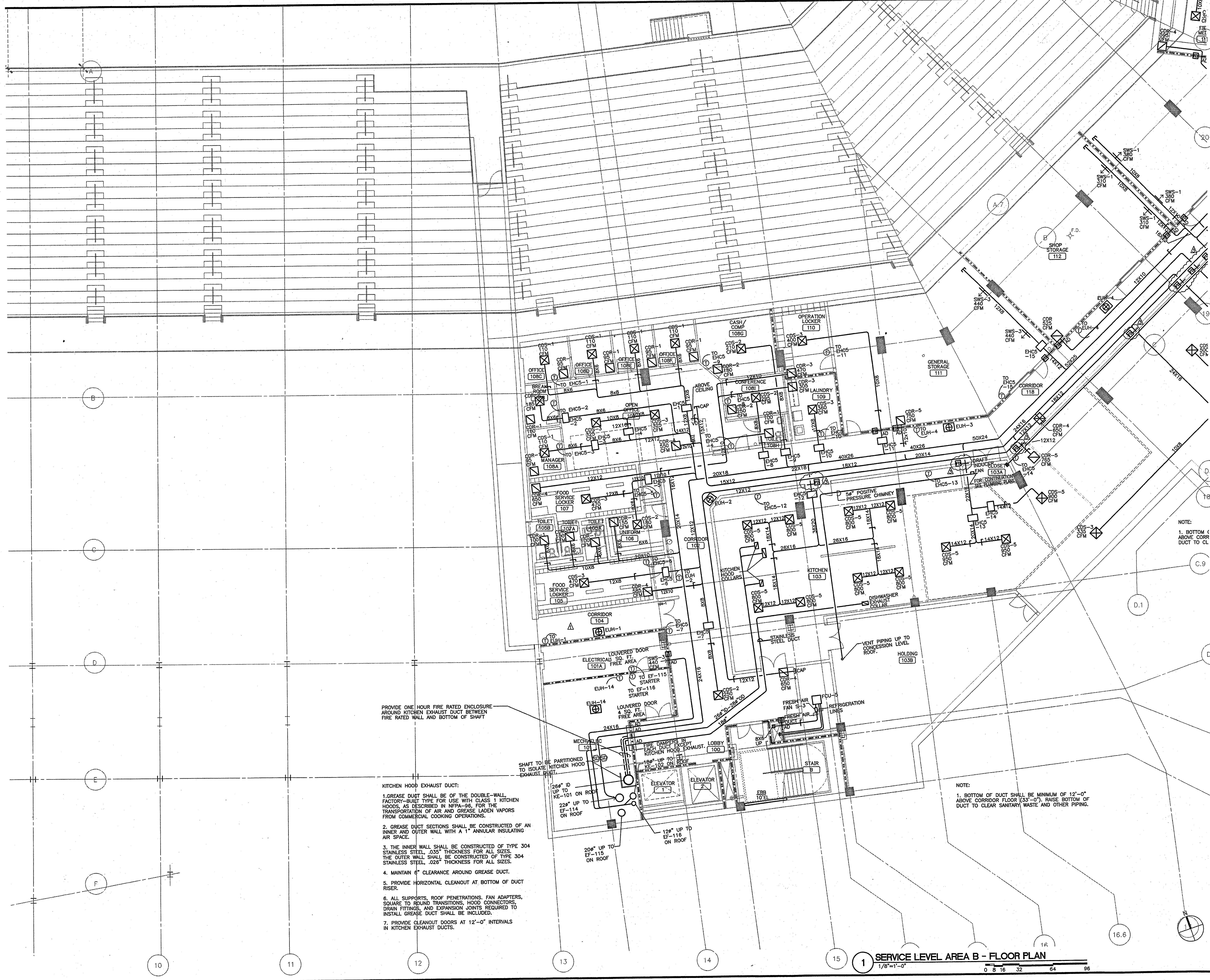
Scale 1/8"=1'-0"

Date 03.16.01 Comm. No. 1013.0002.00

In Charge GW CONSTRUCTION DOCUMENTS

Drawn By BGL

Checked By DS **M101B-A1**



- PROVIDE ONE HOUR FIRE RATED ENCLOSURE AROUND KITCHEN EXHAUST DUCT BETWEEN FIRE RATED WALL AND BOTTOM OF SHAFT
- KITCHEN HOOD EXHAUST DUCT:
- GREASE DUCT SHALL BE OF THE DOUBLE-WALL, FACTORY-BUILT TYPE FOR USE WITH CLASS 1 KITCHEN HOODS, AS DESCRIBED IN NFPA-96, FOR THE TRANSPORTATION OF AIR AND GREASE LADEN VAPORS FROM COMMERCIAL COOKING OPERATIONS.
  - GREASE DUCT SECTIONS SHALL BE CONSTRUCTED OF AN INNER AND OUTER WALL WITH A 1" ANNULAR INSULATING AIR SPACE.
  - THE INNER WALL SHALL BE CONSTRUCTED OF TYPE 304 STAINLESS STEEL, .035" THICKNESS FOR ALL SIZES. THE OUTER WALL SHALL BE CONSTRUCTED OF TYPE 304 STAINLESS STEEL, .026" THICKNESS FOR ALL SIZES.
  - MAINTAIN 6" CLEARANCE AROUND GREASE DUCT.
  - PROVIDE HORIZONTAL CLEANOUT AT BOTTOM OF DUCT RISER.
  - ALL SUPPORTS, ROOF PENETRATIONS, FAN ADAPTERS, SQUARE TO ROUND TRANSITIONS, HOOD CONNECTORS, DRAIN FITTINGS, AND EXPANSION JOINTS REQUIRED TO INSTALL GREASE DUCT SHALL BE INCLUDED.
  - PROVIDE CLEANOUT DOORS AT 12'-0" INTERVALS IN KITCHEN EXHAUST DUCTS.

NOTE:  
1. BOTTOM OF DUCT SHALL BE MINIMUM OF 12'-0" ABOVE CORRIDOR FLOOR (33'-0"), RAISE BOTTOM OF DUCT TO CLEAR SANITARY WASTE AND OTHER PIPING.

**1 SERVICE LEVEL AREA B - FLOOR PLAN**  
1/8"=1'-0" 0 8 16 32 64 96



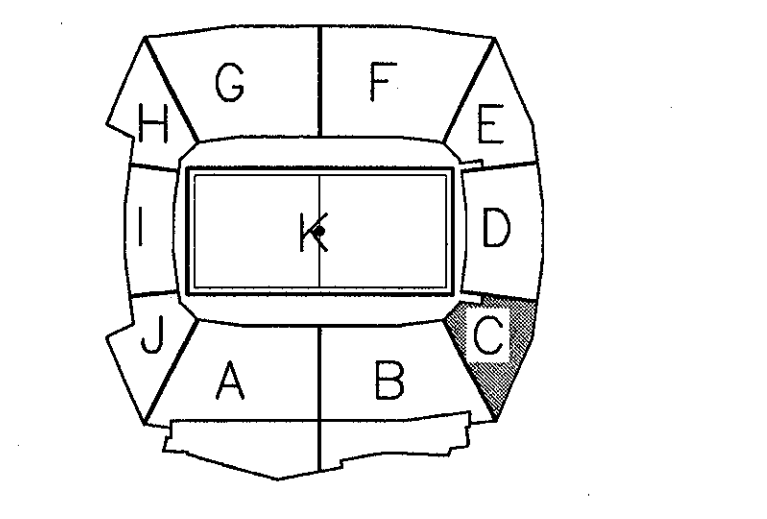


Revision	Date	No.
△	CCD-137: INTAKE LOUVER	4/30/2002
△	PR-006: STATE POLICE	8/27/2001
△	CCD-16: AV CLOSET 100A	8/08/2001
△	FIRE DAMPER LOCATIONS	6/05/2001
△	AS PER STATE COMMENTS	5/21/2001

THE STADIUM AT  
RENTSCHLER FIELD

- Owner  
State of Connecticut
- Architecture  
Ellerbe Becket, Inc.  
605 West 4th Street, Suite 200  
Kansas City, MO 64112-1905  
Telephone: 816.561.4443  
Facsimile: 816.561.2663
- Structural Engineering  
BVH Integrated Services  
Bloomfield, CT 06002  
Telephone: 860.288.9171  
Facsimile: 860.242.0338
- Mechanical/Electrical Engineering  
DTC  
556 Washington Ave.  
North Haven, CT 06473  
Telephone: 203.239.4200  
Facsimile: 203.234.3704
- Oil Engineering/Traffic  
Fuss & O'Neill  
146 Hartford Road  
Middletown, CT 06455-0221  
Telephone: 860.648.3489  
Facsimile: 860.648.8313
- Code Analysis  
F.P. & C. Consultants, Inc.  
9233 West Highway, Suite 225  
Kansas City, MO 64114  
Telephone: 816.523.3377  
Facsimile: 816.523.8256
- Audio/Visual  
Pelton Marsh Kinsella  
1403 W. Montgomery Lane, Suite 400  
Dallas, TX 75247-4951  
Telephone: 214.688.7444  
Facsimile: 214.951.7488
- Landscaping Design  
CR3  
531 Independence Trust  
Smyrna, CT 06070  
Telephone: 860.658.1888  
Facsimile: 860.658.1217
- Food Service  
The Bigelow Companies  
1575 University Avenue, Suite 156  
Kansas City, MO 64120  
Telephone: 816.483.5533  
Facsimile: 816.483.5510
- Geotechnical  
GZA GeoEnvironmental  
27 Bank Road  
Vernon, CT 06066  
Telephone: 860.875.7055  
Facsimile: 860.872.2444
- Security  
Safescore Network  
17 E. Back Road  
New Britain, CT 06075  
Telephone: 860.354.7020  
Facsimile: 860.354.7020
- Vertical Circulation  
Syska & Hennessy  
One Broadway, 8th Floor  
Cambridge, MA 02142  
Telephone: 617.577.9900  
Facsimile: 617.577.9191
- Sports Turf  
MST  
1893 W. Kettle Avenue  
Littleton, CO 80120-4402  
Telephone: 303.770.1440  
Facsimile: 303.770.2627

THESE RECORD DOCUMENTS HAVE BEEN PREPARED BASED ON INFORMATION SUPPLIED TO THE ARCHITECT/ENGINEER BY OTHERS. THE ARCHITECT/ENGINEER HAS NOT INDEPENDENTLY VERIFIED THE INFORMATION AND DISCLAIMS RESPONSIBILITY FOR THE ACCURACY AND COMPLETENESS THEREOF. THESE DRAWINGS ARE FOR REFERENCE ONLY AND ARE NOT TO BE USED FOR CONSTRUCTION WITHOUT DRAWINGS AND CALCULATIONS SPECIFICALLY PREPARED FOR ANY INTENDED ADDITIONAL WORK.



ELLERBE BECKET

4600 Madison Avenue  
Suite 1000  
Kansas City, MO 64112  
816.561.4443

Ellerbe Becket, Inc.

© 2003 Ellerbe Becket

DATE: 08.30.03 COMM. NO. 1013.0002.00  
IN CHARGE: GW RECORD DOCUMENTS  
DRAWN BY: BGL  
CHECKED BY: DS

1 FIELD LEVEL AREA C - FLOOR PLAN  
1/8"=1'-0"

0 8 16 32 64 96

Scale: 1/8"=1'-0"

M101C



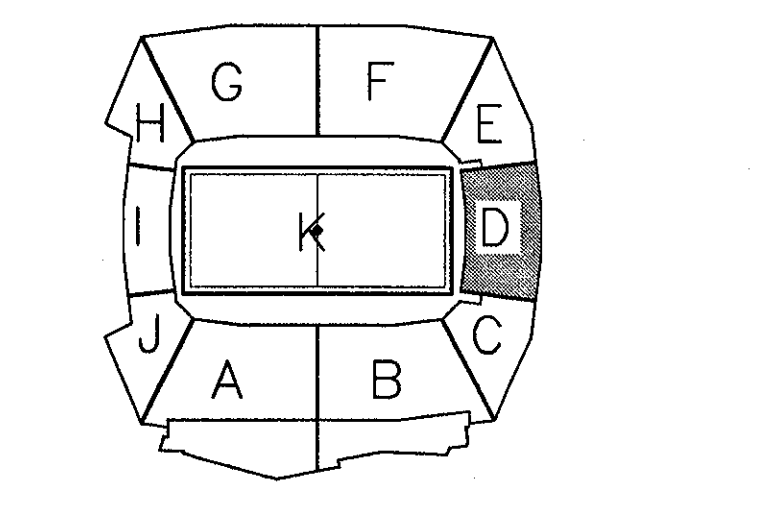


**THE STADIUM AT RENTSCHLER FIELD**

- Owner**  
 State of Connecticut
- Architecture**  
 Ellerbe Becket, Inc.  
 65 West 4th Street, Suite 200  
 Kansas City, MO 64112-1905  
 Telephone: 816.561.4448  
 Facsimile: 816.561.3963
- Landscaping Design**  
 CR3  
 571 Hopewell Street  
 Searcy, CT 06470  
 Telephone: 860.658.1988  
 Facsimile: 860.658.1217
- Structural Engineering**  
 BVH Integrated Services  
 50 Griffin Road South  
 Bloomfield, CT 06006  
 Telephone: 860.236.9171  
 Facsimile: 860.242.8236
- Food Service**  
 The Bigelow Companies  
 1575 University Avenue, Suite 156  
 Kansas City, MO 64120  
 Telephone: 816.483.5555  
 Facsimile: 816.483.5510
- Mechanical/Electrical Engineering**  
 DTC  
 556 Washington Ave  
 North Haven, CT 06473  
 Telephone: 203.239.4200  
 Facsimile: 203.234.7376
- Geotechnical**  
 GZA GeoEnvironmental  
 27 North Road  
 Vernon, CT 06066  
 Telephone: 860.875.7665  
 Facsimile: 860.872.2416
- Oil Engineering/Traffic**  
 Fuss & O'Neill  
 146 Hartford Road  
 Manchester, CT 06040-5921  
 Telephone: 860.646.2469  
 Facsimile: 860.643.6313
- Security**  
 Safesecure Network  
 17 E Back Road  
 New Milford, CT 06776  
 Telephone: 860.354.7020  
 Facsimile: 860.354.7020
- Code Analyst**  
 F P & C Consultants, Inc.  
 923 West 7th Street, Suite 225  
 Kansas City, MO 64114  
 Telephone: 816.523.9377  
 Facsimile: 816.523.8256
- Vertical Circulation**  
 Syska & Hennessy  
 One Broadway, 30th floor  
 Cambridge, MA 02142  
 Telephone: 617.577.8900  
 Facsimile: 617.577.9191
- Audio/Visual**  
 Pelton Marsh Kinsella  
 1420 W. Michigan Lane, Suite 400  
 Dallas, TX 75247-4851  
 Telephone: 214.688.7444  
 Facsimile: 214.951.7408
- Sports Turf**  
 MST  
 1893 W. Kettle Avenue  
 Littleton, CO 80130-4402  
 Telephone: 303.738.1440  
 Facsimile: 303.738.2027

NOTE:  
 1. BOTTOM OF DUCT SHALL BE MINIMUM OF 12'-0" ABOVE CORRIDOR FLOOR (3'-0"). RAISE BOTTOM OF DUCT TO CLEAR SANITARY WASTE AND OTHER PIPING.

THESE RECORD DOCUMENTS HAVE BEEN PREPARED BASED ON INFORMATION SUPPLIED TO THE ARCHITECT/ENGINEER BY OTHERS. THE ARCHITECT/ENGINEER HAS NOT INDEPENDENTLY VERIFIED THE INFORMATION AND DISCLAIMS RESPONSIBILITY FOR THE ACCURACY AND COMPLETENESS THEREOF. THESE DRAWINGS ARE FOR REFERENCE ONLY AND ARE NOT TO BE USED FOR CONSTRUCTION WITHOUT DRAWINGS AND CALCULATIONS SPECIFICALLY PREPARED FOR ANY INTENDED ADDITIONAL WORK.



**ELLERBE BECKET**

4600 Madison Avenue  
 Suite 1000  
 Kansas City, MO 64112  
 816 561 4443

Ellerbe Becket, Inc.

© 2003 Ellerbe Becket

**SERVICE LEVEL, AREA D  
 HVAC FLOOR PLAN  
 ELEV. = 30'-4"  
 Scale 1/8"=1'-0"**

Date 08.30.03      Comm. No. 1013.0002.00  
 In Charge GW      RECORD DOCUMENTS  
 Drawn By BGL  
 Checked By DS

**M101D**

1 FIELD LEVEL AREA D - FLOOR PLAN  
 1/8"=1'-0"      0 8 16 32 64 96

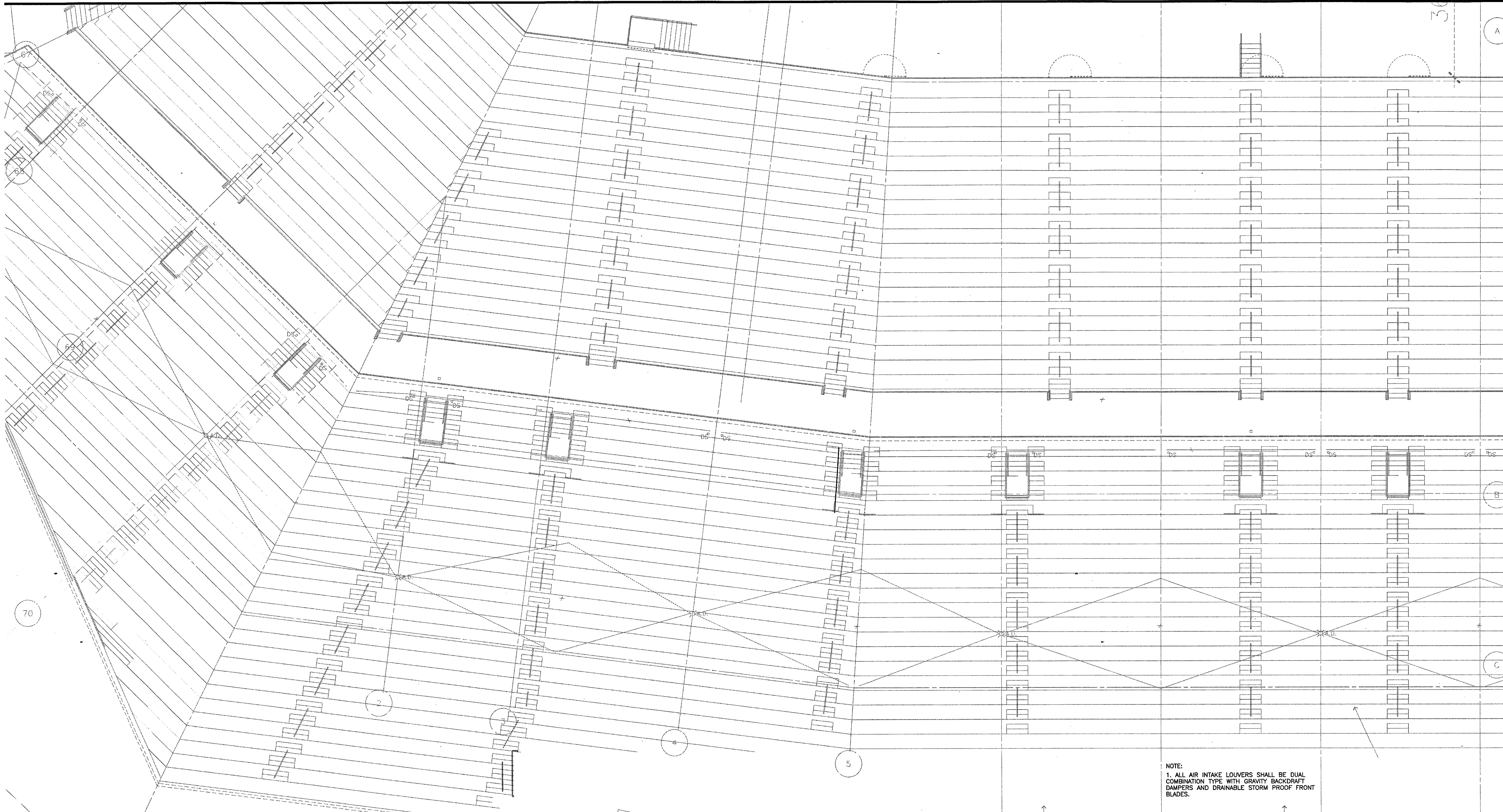
P:\2003\07\HVAC\CD-076\RFI-588\110\_111\_112\_113\_114\_115\_116\_117\_118\_119\_120\_121\_122\_123\_124\_125\_126\_127\_128\_129\_130\_131\_132\_133\_134\_135\_136\_137\_138\_139\_140\_141\_142\_143\_144\_145\_146\_147\_148\_149\_150\_151\_152\_153\_154\_155\_156\_157\_158\_159\_160\_161\_162\_163\_164\_165\_166\_167\_168\_169\_170\_171\_172\_173\_174\_175\_176\_177\_178\_179\_180\_181\_182\_183\_184\_185\_186\_187\_188\_189\_190\_191\_192\_193\_194\_195\_196\_197\_198\_199\_200\_201\_202\_203\_204\_205\_206\_207\_208\_209\_210\_211\_212\_213\_214\_215\_216\_217\_218\_219\_220\_221\_222\_223\_224\_225\_226\_227\_228\_229\_230\_231\_232\_233\_234\_235\_236\_237\_238\_239\_240\_241\_242\_243\_244\_245\_246\_247\_248\_249\_250\_251\_252\_253\_254\_255\_256\_257\_258\_259\_260\_261\_262\_263\_264\_265\_266\_267\_268\_269\_270\_271\_272\_273\_274\_275\_276\_277\_278\_279\_280\_281\_282\_283\_284\_285\_286\_287\_288\_289\_290\_291\_292\_293\_294\_295\_296\_297\_298\_299\_300\_301\_302\_303\_304\_305\_306\_307\_308\_309\_310\_311\_312\_313\_314\_315\_316\_317\_318\_319\_320\_321\_322\_323\_324\_325\_326\_327\_328\_329\_330\_331\_332\_333\_334\_335\_336\_337\_338\_339\_340\_341\_342\_343\_344\_345\_346\_347\_348\_349\_350\_351\_352\_353\_354\_355\_356\_357\_358\_359\_360\_361\_362\_363\_364\_365\_366\_367\_368\_369\_370\_371\_372\_373\_374\_375\_376\_377\_378\_379\_380\_381\_382\_383\_384\_385\_386\_387\_388\_389\_390\_391\_392\_393\_394\_395\_396\_397\_398\_399\_400\_401\_402\_403\_404\_405\_406\_407\_408\_409\_410\_411\_412\_413\_414\_415\_416\_417\_418\_419\_420\_421\_422\_423\_424\_425\_426\_427\_428\_429\_430\_431\_432\_433\_434\_435\_436\_437\_438\_439\_440\_441\_442\_443\_444\_445\_446\_447\_448\_449\_450\_451\_452\_453\_454\_455\_456\_457\_458\_459\_460\_461\_462\_463\_464\_465\_466\_467\_468\_469\_470\_471\_472\_473\_474\_475\_476\_477\_478\_479\_480\_481\_482\_483\_484\_485\_486\_487\_488\_489\_490\_491\_492\_493\_494\_495\_496\_497\_498\_499\_500\_501\_502\_503\_504\_505\_506\_507\_508\_509\_510\_511\_512\_513\_514\_515\_516\_517\_518\_519\_520\_521\_522\_523\_524\_525\_526\_527\_528\_529\_530\_531\_532\_533\_534\_535\_536\_537\_538\_539\_540\_541\_542\_543\_544\_545\_546\_547\_548\_549\_550\_551\_552\_553\_554\_555\_556\_557\_558\_559\_560\_561\_562\_563\_564\_565\_566\_567\_568\_569\_570\_571\_572\_573\_574\_575\_576\_577\_578\_579\_580\_581\_582\_583\_584\_585\_586\_587\_588\_589\_590\_591\_592\_593\_594\_595\_596\_597\_598\_599\_600\_601\_602\_603\_604\_605\_606\_607\_608\_609\_610\_611\_612\_613\_614\_615\_616\_617\_618\_619\_620\_621\_622\_623\_624\_625\_626\_627\_628\_629\_630\_631\_632\_633\_634\_635\_636\_637\_638\_639\_640\_641\_642\_643\_644\_645\_646\_647\_648\_649\_650\_651\_652\_653\_654\_655\_656\_657\_658\_659\_660\_661\_662\_663\_664\_665\_666\_667\_668\_669\_670\_671\_672\_673\_674\_675\_676\_677\_678\_679\_680\_681\_682\_683\_684\_685\_686\_687\_688\_689\_690\_691\_692\_693\_694\_695\_696\_697\_698\_699\_700\_701\_702\_703\_704\_705\_706\_707\_708\_709\_710\_711\_712\_713\_714\_715\_716\_717\_718\_719\_720\_721\_722\_723\_724\_725\_726\_727\_728\_729\_730\_731\_732\_733\_734\_735\_736\_737\_738\_739\_740\_741\_742\_743\_744\_745\_746\_747\_748\_749\_750\_751\_752\_753\_754\_755\_756\_757\_758\_759\_760\_761\_762\_763\_764\_765\_766\_767\_768\_769\_770\_771\_772\_773\_774\_775\_776\_777\_778\_779\_780\_781\_782\_783\_784\_785\_786\_787\_788\_789\_790\_791\_792\_793\_794\_795\_796\_797\_798\_799\_800\_801\_802\_803\_804\_805\_806\_807\_808\_809\_810\_811\_812\_813\_814\_815\_816\_817\_818\_819\_820\_821\_822\_823\_824\_825\_826\_827\_828\_829\_830\_831\_832\_833\_834\_835\_836\_837\_838\_839\_840\_841\_842\_843\_844\_845\_846\_847\_848\_849\_850\_851\_852\_853\_854\_855\_856\_857\_858\_859\_860\_861\_862\_863\_864\_865\_866\_867\_868\_869\_870\_871\_872\_873\_874\_875\_876\_877\_878\_879\_880\_881\_882\_883\_884\_885\_886\_887\_888\_889\_890\_891\_892\_893\_894\_895\_896\_897\_898\_899\_900\_901\_902\_903\_904\_905\_906\_907\_908\_909\_910\_911\_912\_913\_914\_915\_916\_917\_918\_919\_920\_921\_922\_923\_924\_925\_926\_927\_928\_929\_930\_931\_932\_933\_934\_935\_936\_937\_938\_939\_940\_941\_942\_943\_944\_945\_946\_947\_948\_949\_950\_951\_952\_953\_954\_955\_956\_957\_958\_959\_960\_961\_962\_963\_964\_965\_966\_967\_968\_969\_970\_971\_972\_973\_974\_975\_976\_977\_978\_979\_980\_981\_982\_983\_984\_985\_986\_987\_988\_989\_990\_991\_992\_993\_994\_995\_996\_997\_998\_999\_1000



Revision	Date	No.
△ CCD-136.1	6/21/2002	
△ CCD-100/RFI-684	2/12/2002	
△ RFI-232: CEILING GRILLES	9/06/2001	

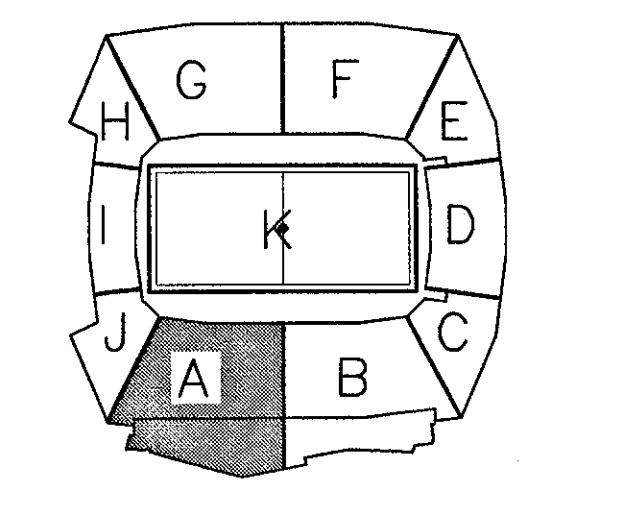
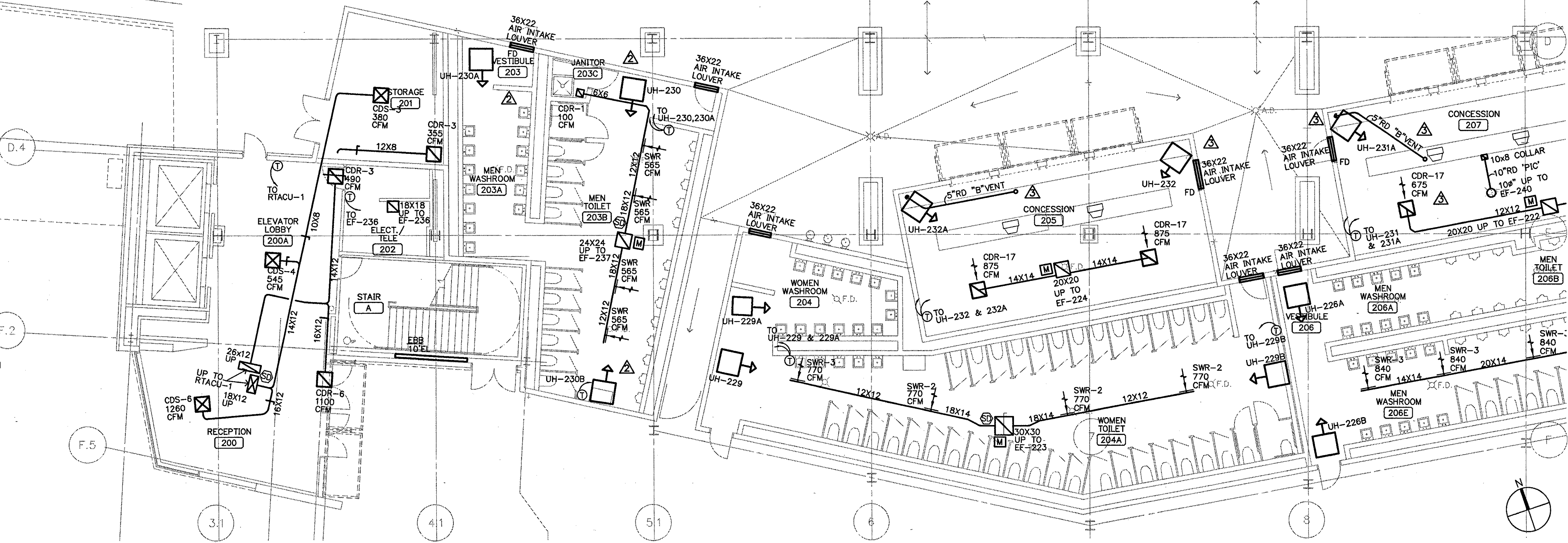
**THE STADIUM AT RENTSCHLER FIELD**

<b>Owner</b> State of Connecticut	<b>Landscaping Design</b> CRS 571 Hopmeadow Street Simsbury, CT 06070 Telephone: 860.658.1988 Facsimile: 860.658.1217
<b>Architecture</b> Ellerbe Becket, Inc. 680 West 47th Street, Suite 200 Kansas City, MO 64112-1905 Telephone: 816.561.4448 Facsimile: 816.561.3863	<b>Food Service</b> The Bigelow Companies 1575 University Avenue, Suite 156 Kansas City, MO 64116 Telephone: 816.483.5553 Facsimile: 816.483.5510
<b>Structural Engineering</b> BVH Integrated Services 50 Griffin Road South Bloomfield, CT 06002 Telephone: 860.286.8171 Facsimile: 860.242.8236	<b>Construction</b> GZA GeoEnvironmental 27 Nash Road Vernon, CT 06066 Telephone: 860.875.8555 Facsimile: 860.872.2416
<b>Mechanical/Electrical Engineering</b> DTC 556 Washington Ave North Haven, CT 06473 Telephone: 203.239.4239 Facsimile: 203.234.7376	<b>Security</b> Safesecure Network 17 E. Rock Road New Britain, CT 06112 Telephone: 860.354.7020 Facsimile: 860.354.7020
<b>Civil Engineering/Traffic</b> Fuss & O'Neill 146 Hartford Road Manchester, CT 06040-5511 Telephone: 860.646.2469 Facsimile: 860.643.8313	<b>Vertical Circulation</b> Syska & Hennessy One Broadway, 8th Floor Cambridge, MA 02142 Telephone: 617.577.8900 Facsimile: 617.577.9191
<b>Audio/Visual</b> Pelton Marsh Kinsella 1402 W. Montgomery Lane, Suite 400 Dallas, TX 75247-4661 Telephone: 214.688.7444 Facsimile: 214.951.7408	<b>Sports Turf</b> MST 1893 W. Kettle Avenue Littleton, CO 80120-4402 Telephone: 303.736.1440 Facsimile: 303.736.2627




NOTE:  
1. ALL AIR INTAKE LOUVERS SHALL BE DUAL COMBINATION TYPE WITH GRAVITY BACKDRAFT DAMPERS AND DRAINABLE STORM PROOF FRONT BLADES.

- CONCESSION FOOD SERVICE HOOD EXHAUST DUCT:**  
(CONCESSIONS 207, 208, 233, & 233B)
- GREASE DUCT (NO-CHASE) SHALL BE OF THE DOUBLE-WALL, FACTORY-BUILT TYPE FOR EXHAUSTING GREASE LADEN AIR, AS DESCRIBED IN NFPA-96, FROM EQUIPMENT WHICH PRODUCES EXHAUST AIR AT TEMPERATURES UP TO 500°F CONTINUOUSLY AND 2000°F INTERMITTENTLY.
  - GREASE DUCT SECTIONS SHALL BE CONSTRUCTED OF AN INNER AND OUTER WALL WITH FIBER INSULATION BETWEEN THE WALLS.
  - THE INNER WALL SHALL BE CONSTRUCTED OF TYPE 304 STAINLESS STEEL, .035" THICKNESS FOR ALL SIZES. THE OUTER WALL SHALL BE CONSTRUCTED OF TYPE 304 STAINLESS STEEL, .026" THICKNESS FOR ALL SIZES.
  - THE DUCT SHALL BE LISTED UNDER BOCA ESI AND SBCCI PST & ESI FOR INSTALLATION WITHOUT A FIRE RATED CHASE WHEN PENETRATIONS OF FIRE RATED PARTITIONS ARE STOPPED WITH APPROVED FIRESTOP.
  - ALL SUPPORTS, ROOF PENETRATIONS, FAN ADAPTERS, SQUARE TO ROUND TRANSITIONS, HOOD CONNECTORS, DRAIN FITTINGS, AND EXPANSION JOINTS REQUIRED TO INSTALL GREASE DUCT SHALL BE INCLUDED.



**ELLERBE BECKET**



4600 Madison Avenue  
Suite 1000  
Kansas City, MO 64112  
816.561.4443

Ellerbe Becket, Inc.

© 2003 Ellerbe Becket

**CONCOURSE LEVEL, AREA A  
HVAC FLOOR PLAN  
ELEV. = 52'-0"**

Date 06.30.03 Comm. No. 1013.0002.00  
In Charge GW RECORD DOCUMENTS  
Drawn By BGL  
Checked By DS

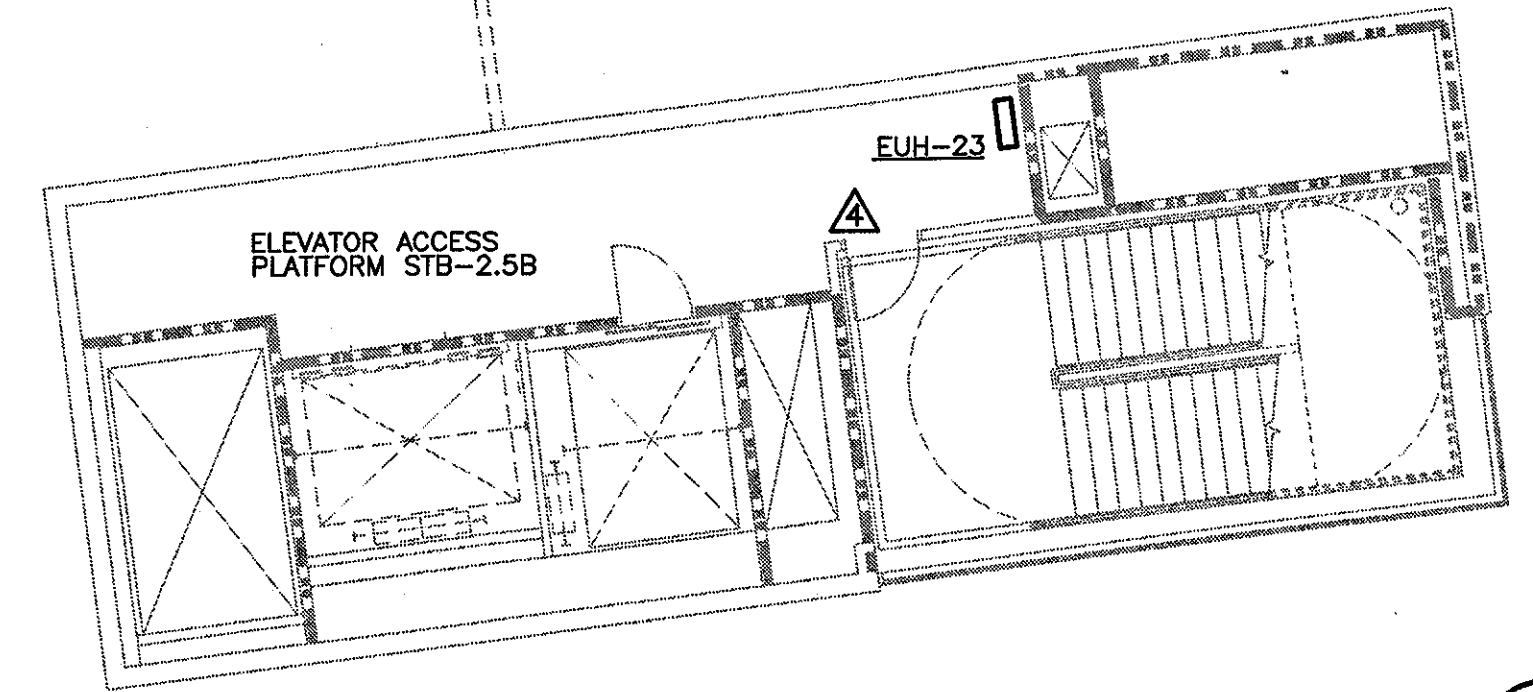
**M102A**

**1 CONCOURSE LEVEL AREA A - FLOOR PLAN**  
1/8"=1'-0" 0 2 4 8 16 24

R:\CONCOURSE\MECHANICAL\BUILDING\CONCOURSE\_A\_FLOOR\_PLAN.dwg, LAYOUT1, 11/19/2003 11:56:37 AM



Revision	Date	No.
△ CCD-248	8/22/2003	
△ CCD-230/RFI-1462	3/06/2003	
△ CCD-201	10/24/2002	
△ CCD-163	7/17/2002	
△ CCD-136.1	6/21/2002	
△ RFI-232: CEILING GRILLES	9/06/2001	

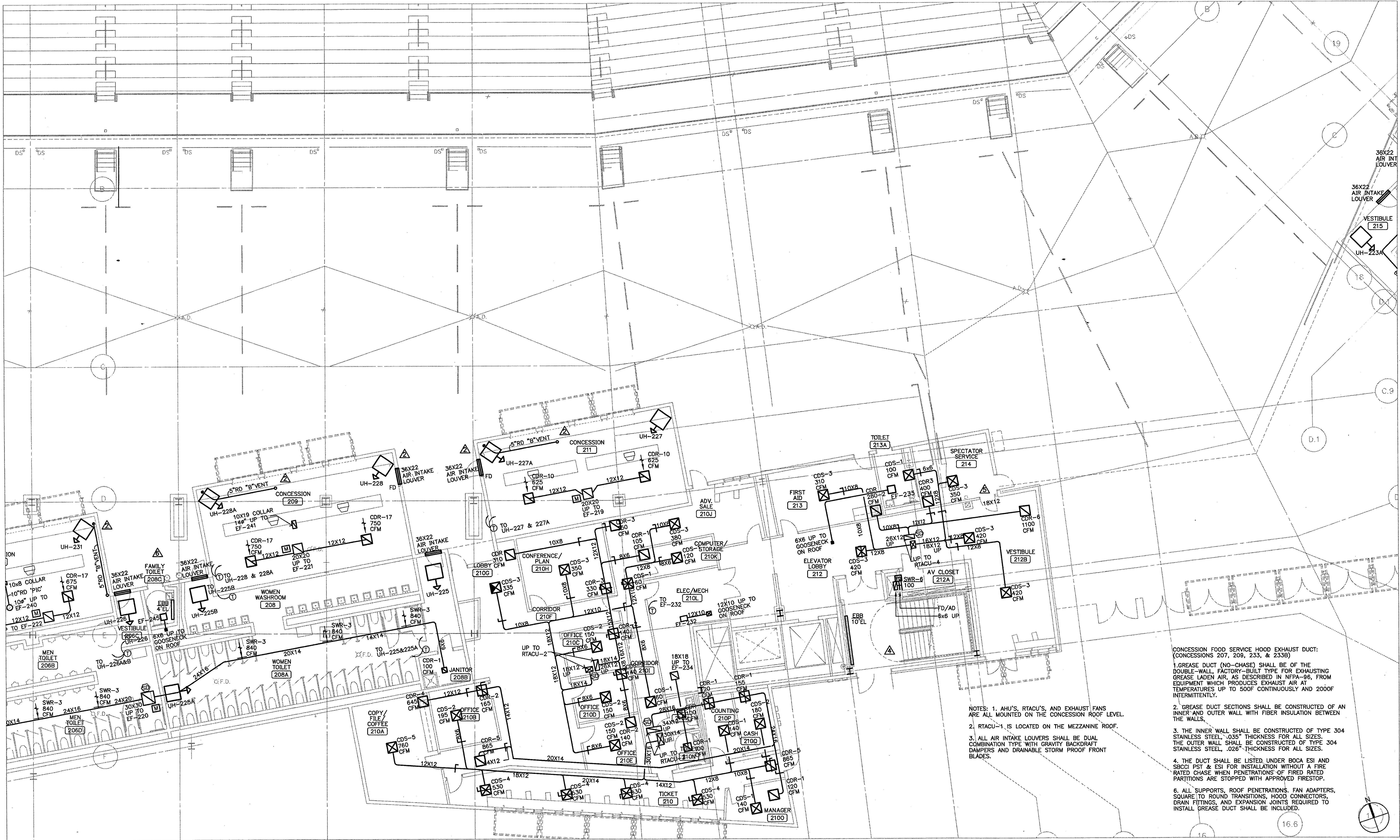


**2 PLATFORM LEVEL- ELEV= 77'-0"**  
1/8"=1'-0"

21  
20

**THE STADIUM AT RENTSCHLER FIELD**

- Owner**  
State of Connecticut
- Architect**  
Ellerbe Becket, Inc.  
635 West 47th Street, Suite 200  
Kansas City, MO 64112-1905  
Telephone: 816.561.4443  
Facsimile: 816.561.1983
- Structural Engineering**  
BVH Integrated Services  
50 Griffin Road South  
Bloomfield, CT 06002  
Telephone: 860.285.9171  
Facsimile: 860.242.0236
- Mechanical/Electrical Engineering**  
DTC  
556 Washington Ave  
North Haven, CT 06473  
Telephone: 203.239.4200  
Facsimile: 203.234.7376
- Cell Engineering/Traffic**  
Fuss & O'Neill  
146 Hartford Road  
Manchester, CT 06060-5931  
Telephone: 860.646.2469  
Facsimile: 860.643.8313
- Code Analysis**  
F & C Consultants, Inc.  
923 West 79th Street, Suite 225  
Kansas City, MO 64114  
Telephone: 816.523.3377  
Facsimile: 816.523.8294
- Audio/Visual**  
Pelton Marsh Kinsella  
1420 W. Montgomery Lane, Suite 400  
Dallas, TX 75247-4961  
Telephone: 214.688.7444  
Facsimile: 214.951.7488
- Landscaping Design**  
CR3  
371 Hopwood Street  
Smyrna, CT 06570  
Telephone: 860.658.1988  
Facsimile: 860.658.1217
- Food Service**  
The Bigelow Companies  
1575 Universal Avenue, Suite 156  
Kansas City, MO 64139  
Telephone: 816.483.5559  
Facsimile: 816.483.5510
- Geotechnical**  
GZA GeoEnvironmental  
27 Hall Road  
Vernon, CT 06066  
Telephone: 860.875.8655  
Facsimile: 860.872.2416
- Security**  
Safesecure Network  
17 E. Back Road  
New Milford, CT 06757  
Telephone: 860.354.7020  
Facsimile: 860.354.7020
- Vertical Circulation**  
Syska & Hennessy  
One Broadway, 8th Floor  
Cambridge, MA 02142  
Telephone: 617.577.8900  
Facsimile: 617.577.9191
- Sports Turf**  
MST  
1893 W. Kettle Avenue  
Urbana, IL 62904-4602  
Telephone: 303.739.1440  
Facsimile: 303.739.2627









Revision	Date	No.
△ CCD-076/RFI-588	12/31/2001	
△ WOMEN 221A: LOUVERS	10/23/2001	
△ RFI-232: CEILING GRILLES	9/06/2001	

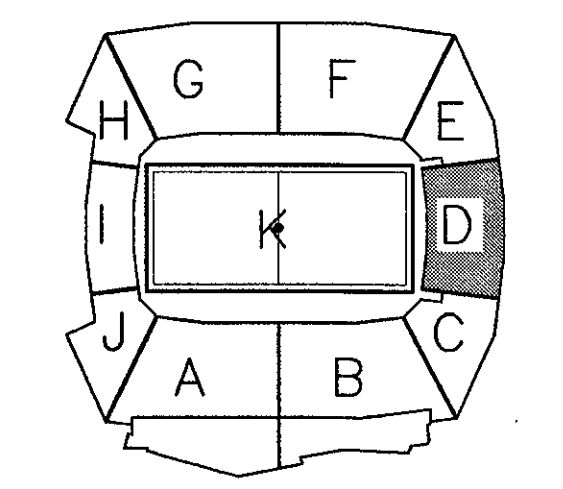


NOTE:  
1. ALL AIR INTAKE LOUVERS SHALL BE DUAL COMBINATION TYPE WITH GRAVITY BACKDRAFT DAMPERS AND DRAINABLE STORM PROOF FRONT BLADES.

### THE STADIUM AT RENTSCHLER FIELD

- Owner  
State of Connecticut
- Architecture  
**Ellerbe Becket, Inc.**  
605 West 47th Street, Suite 200  
Kansas City, MO 64112-1905  
Telephone: 816.561.4443  
Facsimile: 816.561.3363
- Structural Engineering  
**BVH Integrated Services**  
50 Griffin Road South  
Bloomfield, CT 06002  
Telephone: 860.242.8236
- Mechanical/Electrical Engineering  
**DTC**  
556 Washington Ave  
North Haven, CT 06473  
Telephone: 203.239.4239  
Facsimile: 203.234.7376
- Oil Engineering/Traffic  
**Fuss & O'Neill**  
146 Harvard Road  
Manchester, CT 06040-0511  
Telephone: 860.646.2469  
Facsimile: 860.643.8313
- Code Analyst  
**F & C Consultants, Inc.**  
923 West Parkway, Suite 225  
Kansas City, MO 64114  
Telephone: 816.523.3377  
Facsimile: 816.523.8256
- Audio/Visual  
**Pelton Marsh Kinsella**  
1420 W. Montgomery Lane, Suite 400  
Dallas, TX 75247-4651  
Telephone: 214.688.7444  
Facsimile: 214.951.7408
- Landscaping Design  
**CRS**  
571 Hopewell Street  
Simsbury, CT 06070  
Telephone: 860.658.1988  
Facsimile: 860.658.1217
- Food Service  
**The Bigelow Companies**  
1575 University Avenue, Suite 156  
Kansas City, MO 64118  
Telephone: 816.483.5553  
Facsimile: 816.483.5510
- Geotechnical  
**GZA GeoEnvironmental**  
27 Nash Road  
Vernon, CT 06066  
Telephone: 860.875.3655  
Facsimile: 860.872.2416
- Security  
**Safesecure Network**  
17 E. Buck Rock Road  
New Milford, CT 06776  
Telephone: 860.354.7020  
Facsimile: 860.354.7020
- Vertical Circulation  
**Syska & Hennessy**  
One Broadway, 8th floor  
Cambridge, MA 02142  
Telephone: 617.577.8900  
Facsimile: 617.577.9191
- Sports Turf  
**MST**  
1893 W. Kettle Avenue  
Lansing, MI 48234-4602  
Telephone: 313.738.1440  
Facsimile: 313.738.2627

THESE RECORD DOCUMENTS HAVE BEEN PREPARED BASED ON INFORMATION SUPPLIED TO THE ARCHITECT/ENGINEER BY OTHERS. THE ARCHITECT/ENGINEER HAS NOT INDEPENDENTLY VERIFIED THE INFORMATION AND DISCLAIMS RESPONSIBILITY FOR THE ACCURACY AND COMPLETENESS THEREOF. THESE DRAWINGS ARE FOR REFERENCE ONLY AND ARE NOT TO BE USED FOR CONSTRUCTION WITHOUT DRAWINGS AND CALCULATIONS SPECIFICALLY PREPARED FOR ANY INTENDED ADDITIONAL WORK.



## ELLERBE BECKET



4600 Madison Avenue  
Suite 1000  
Kansas City, MO 64112  
816.561.4443

Ellerbe Becket, Inc.

© 2003 Ellerbe Becket

### CONCOURSE LEVEL, AREA D HVAC FLOOR PLAN ELEV. = 52'-0"

Scale 1/8"=1'-0"

Date **06.30.03** Comm. No. 1013.0002.00  
In Charge **GW** RECORD DOCUMENTS  
Drawn By **BGL**  
Checked By **DS** **M102D**

1 CONCOURSE LEVEL, AREA D - FLOOR PLAN  
1/8"=1'-0"

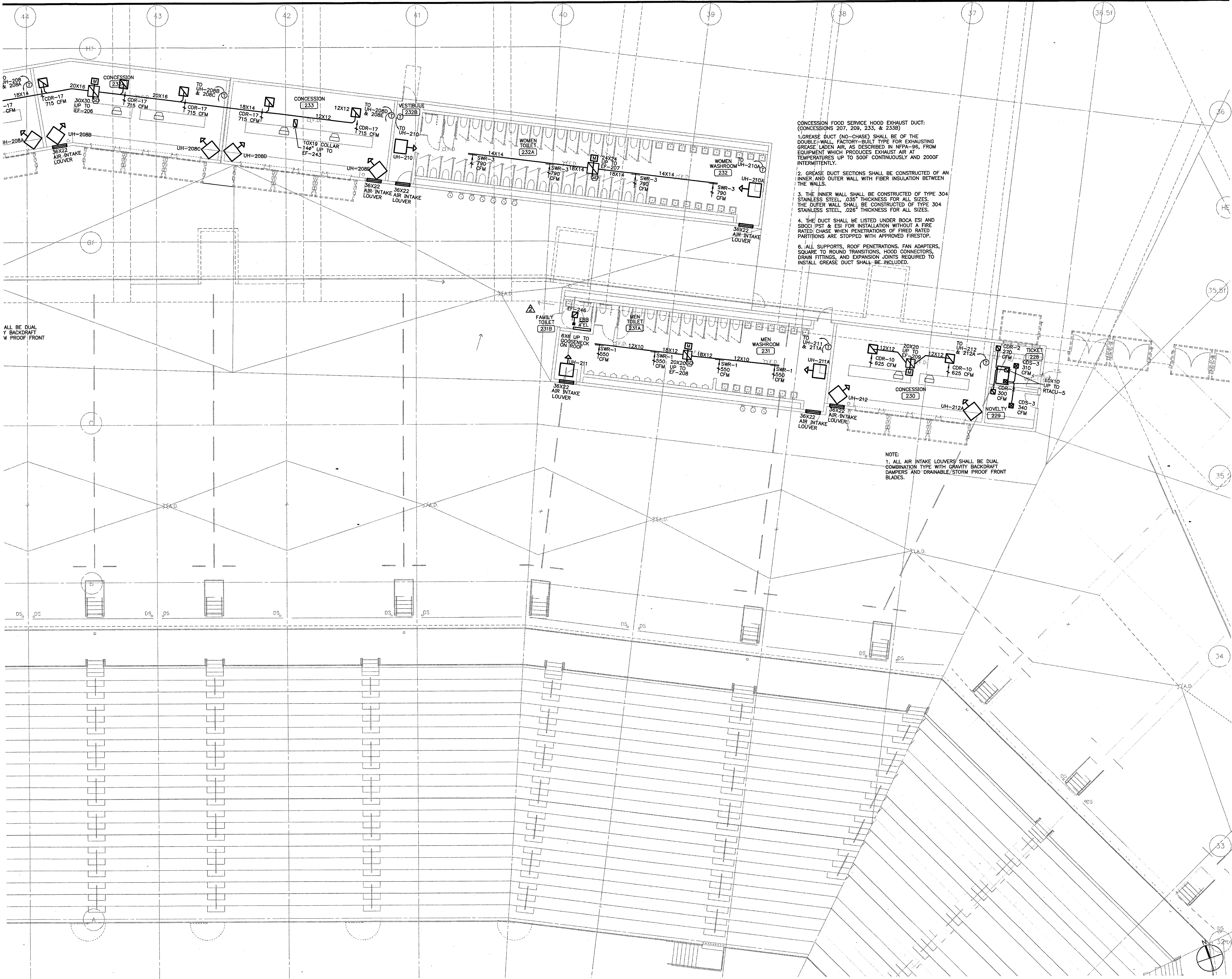


P:\2003\1013\1013.0002\1013.0002.00\1013.0002.00.dwg, 12/29/2003 12:12:28 PM









CONCESSION FOOD SERVICE HOOD EXHAUST DUCT:  
 (CONCESSIONS 207, 209, 233, & 233B)

- GREASE DUCT (NO-CHASE) SHALL BE OF THE DOUBLE-WALL, FACTORY-BUILT TYPE FOR EXHAUSTING GREASE LADEN AIR, AS DESCRIBED IN NFPA-96, FROM EQUIPMENT WHICH PRODUCES EXHAUST AIR AT TEMPERATURES UP TO 500°F CONTINUOUSLY AND 2000°F INTERMITTENTLY.
- GREASE DUCT SECTIONS SHALL BE CONSTRUCTED OF AN INNER AND OUTER WALL WITH FIBER INSULATION BETWEEN THE WALLS.
- THE INNER WALL SHALL BE CONSTRUCTED OF TYPE 304 STAINLESS STEEL, .035" THICKNESS FOR ALL SIZES. THE OUTER WALL SHALL BE CONSTRUCTED OF TYPE 304 STAINLESS STEEL, .026" THICKNESS FOR ALL SIZES.
- THE DUCT SHALL BE LISTED UNDER BOCA ESI AND SBCCI PST & ESI FOR INSTALLATION WITHOUT A FIRE RATED CHASE WHEN PENETRATIONS OF FIRE RATED PARTITIONS ARE STOPPED WITH APPROVED FIRESTOP.
- ALL SUPPORTS, ROOF PENETRATIONS, FAN ADAPTERS, SQUARE TO ROUND TRANSITIONS, HOOD CONNECTORS, DRAIN FITTINGS, AND EXPANSION JOINTS REQUIRED TO INSTALL GREASE DUCT SHALL BE INCLUDED.

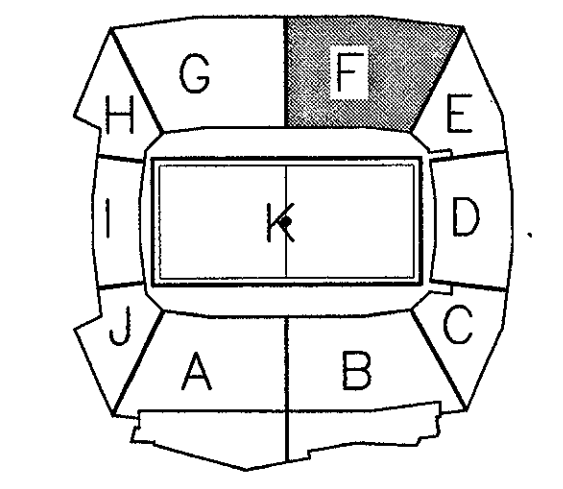
NOTE:  
 1. ALL AIR INTAKE LOUVERS SHALL BE DUAL COMBINATION TYPE WITH GRAVITY BACKDRAFT DAMPERS AND DRAINABLE/STORM PROOF FRONT BLADES.

ALL BE DUAL  
 Y BACKDRAFT  
 V PROOF FRONT

THE STADIUM AT  
 RENTSCHLER FIELD

- Owner  
 State of Connecticut
- Architecture  
 Ellerbe Becket, Inc.  
 605 West 47th Street, Suite 200  
 Kansas City, MO 64112-1905  
 Telephone: 816.561.4443  
 Facsimile: 816.561.2903
- Structural Engineering  
 BVH Integrated Services  
 50 Griffith Road South  
 Bluefield, CT 06032  
 Telephone: 860.286.9171  
 Facsimile: 860.242.8236
- Mechanical/Electrical Engineering  
 DTC  
 556 Washington Ave  
 North Haven, CT 06473  
 Telephone: 203.239.4200  
 Facsimile: 203.334.7376
- Oil Engineering/Traffic  
 Fuss & O'Neill  
 140 Hartford Road  
 Middletown, CT 06450-5021  
 Telephone: 860.646.2469  
 Facsimile: 860.646.6919
- Code Analysis  
 F & C Consultants, Inc.  
 9231 Wood Parkway, Suite 225  
 Kansas City, MO 64114  
 Telephone: 816.523.3377  
 Facsimile: 816.523.8256
- Audio/Visual  
 Pelton Marsh Kinsella  
 1420 W. Montgomery Lane, Suite 400  
 Dallas, TX 75241-0911  
 Telephone: 214.688.7444  
 Facsimile: 214.951.7408
- Landscape Design  
 CR3  
 571 Hopewell Street  
 Simsbury, CT 06070  
 Telephone: 860.658.1988  
 Facsimile: 860.658.1377
- Food Service  
 The Bigelow Companies  
 1575 Universal Avenue, Suite 156  
 Kansas City, MO 64120  
 Telephone: 816.483.5553  
 Facsimile: 816.483.5510
- Geotechnical  
 GZA GeoEnvironmental  
 27 Hook Road  
 Yarmouth, CT 06066  
 Telephone: 860.875.7655  
 Facsimile: 860.872.2416
- Security  
 Safesecure Network  
 17 E. Buck Rock Road  
 New Milford, CT 06776  
 Telephone: 860.354.7020  
 Facsimile: 860.354.7020
- Vertical Circulation  
 Syska & Hennessy  
 One Broadway, 9th Floor  
 Cambridge, MA 02142  
 Telephone: 617.577.9900  
 Facsimile: 617.577.9191
- Spore Turf  
 MST  
 1893 W. Kettle Avenue  
 Loveland, CO 80120-4402  
 Telephone: 303.730.1440  
 Facsimile: 303.730.3527

THESE RECORD DOCUMENTS HAVE BEEN PREPARED BASED ON INFORMATION SUPPLIED TO THE ARCHITECT/ENGINEER BY OTHERS. THE ARCHITECT/ENGINEER HAS NOT INDEPENDENTLY VERIFIED THE INFORMATION AND DISCLAIMS RESPONSIBILITY FOR THE ACCURACY AND COMPLETENESS THEREOF. THESE DRAWINGS ARE FOR REFERENCE ONLY AND ARE NOT TO BE USED FOR CONSTRUCTION WITHOUT DRAWINGS AND CALCULATIONS SPECIFICALLY PREPARED FOR ANY INTENDED ADDITIONAL WORK.



ELLERBE BECKET

4600 Madison Avenue  
 Suite 1000  
 Kansas City, MO 64112  
 816 561 4443

Ellerbe Becket, Inc.

© 2003 Ellerbe Becket

CONCOURSE LEVEL, AREA F  
 HVAC FLOOR PLAN  
 ELEV. = 52'-0"  
 Scale 1/8"=1'-0"

Date 08.30.03      Comm. No. 1013.0002.00  
 In Charge GW      RECORD DOCUMENTS  
 Drawn By BGL  
 Checked by DS

M102F

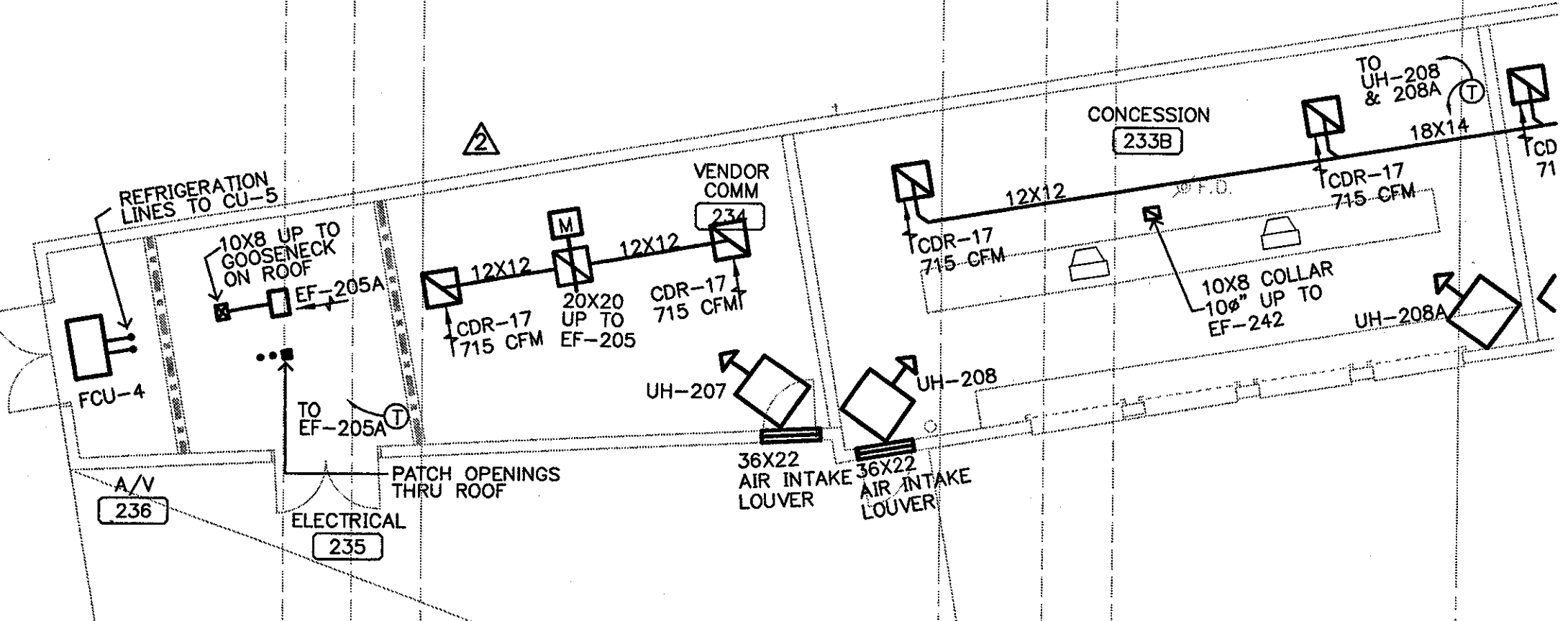
1 CONCOURSE LEVEL, AREA F - FLOOR PLAN  
 1/8"=1'-0"

R:\00048100\MECH\AS-BUILD\20031110\_M102F6.dwg, Layer: L1, 12/19/2003 12:16:49 PM

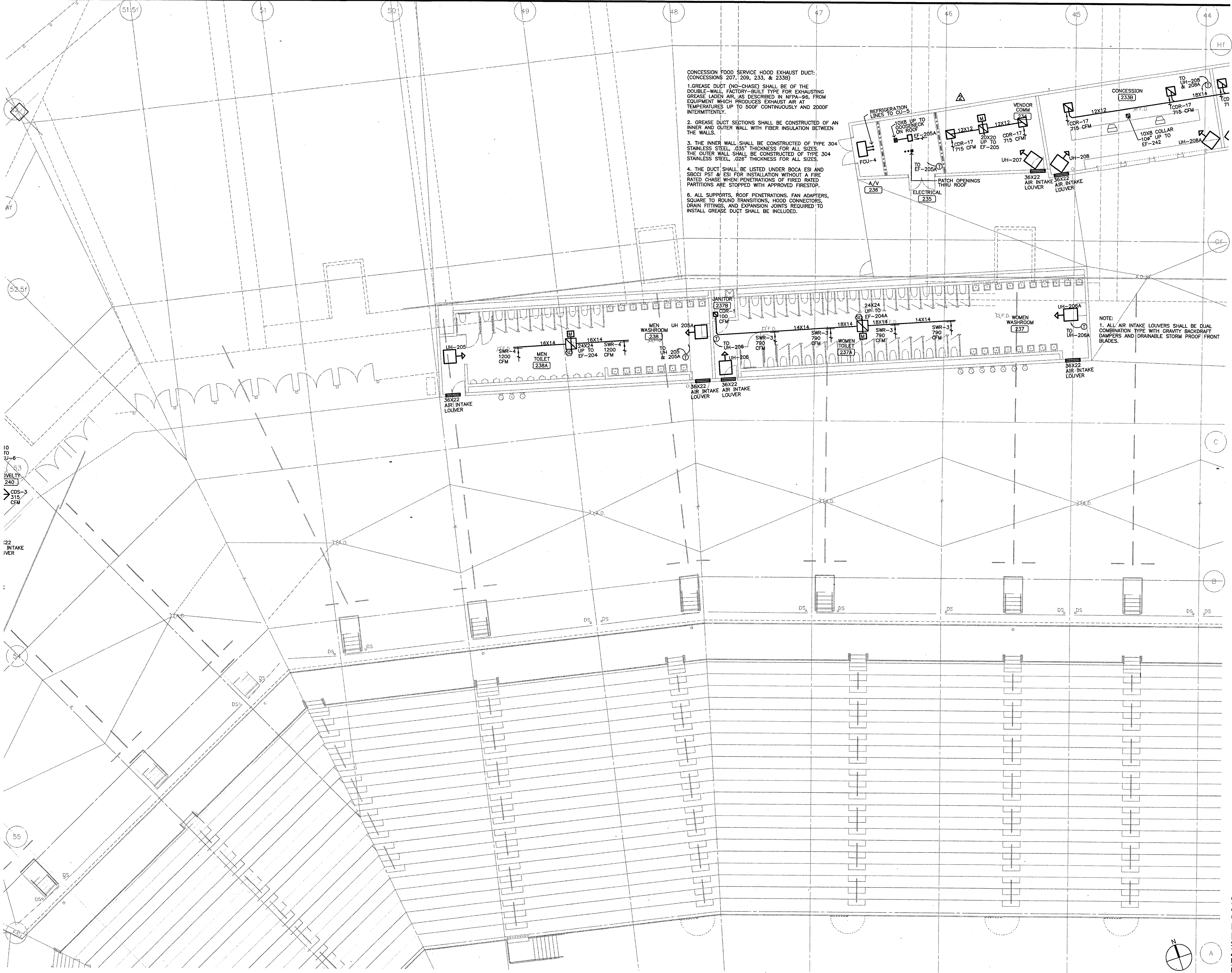


CONCESSION FOOD SERVICE HOOD EXHAUST DUCT:  
(CONCESSIONS 207, 209, 233, & 233B)

- GREASE DUCT (NO-CHASE) SHALL BE OF THE DOUBLE-WALL, FACTORY-BUILT TYPE FOR EXHAUSTING GREASE LADEN AIR, AS DESCRIBED IN NFPA-96, FROM EQUIPMENT WHICH PRODUCES EXHAUST AIR AT TEMPERATURES UP TO 500F CONTINUOUSLY AND 2000F INTERMITTENTLY.
- GREASE DUCT SECTIONS SHALL BE CONSTRUCTED OF AN INNER AND OUTER WALL WITH FIBER INSULATION BETWEEN THE WALLS.
- THE INNER WALL SHALL BE CONSTRUCTED OF TYPE 304 STAINLESS STEEL, .035" THICKNESS FOR ALL SIZES. THE OUTER WALL SHALL BE CONSTRUCTED OF TYPE 304 STAINLESS STEEL, .026" THICKNESS FOR ALL SIZES.
- THE DUCT SHALL BE LISTED UNDER BOCA ESI AND SBCCI PST & ESI FOR INSTALLATION WITHOUT A FIRE RATED CHASE WHEN PENETRATIONS OF FIRE RATED PARTITIONS ARE STOPPED WITH APPROVED FIRESTOP.
- ALL SUPPORTS, ROOF PENETRATIONS, FAN ADAPTERS, SQUARE TO ROUND TRANSITIONS, HOOD CONNECTORS, DRAIN FITTINGS, AND EXPANSION JOINTS REQUIRED TO INSTALL GREASE DUCT SHALL BE INCLUDED.



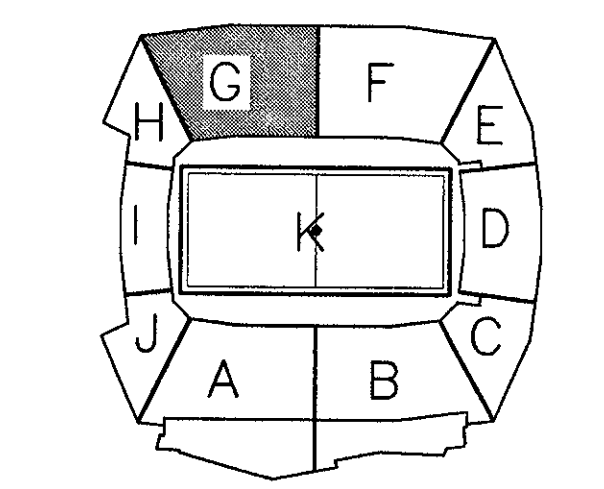
NOTE:  
1. ALL AIR INTAKE LOUVERS SHALL BE DUAL COMBINATION TYPE WITH GRAVITY BACKDRAFT DAMPERS AND DRAINABLE STORM PROOF FRONT BLADES.



THE STADIUM AT RENTSCHLER FIELD

- Owner  
State of Connecticut
- Architecture  
Ellerbe Becket, Inc.  
605 West 70th Street, Suite 200  
Kansas City, MO 64112-1905  
Telephone: 816.561.4443  
Facsimile: 816.561.2883
- Structural Engineering  
BVH Integrated Services  
50 Griffin Road South  
Bloomfield, CT 06002  
Telephone: 860.286.9171  
Facsimile: 860.242.0236
- Mechanical/Electrical Engineering  
DTC  
556 Washington Ave  
North Haven, CT 06473  
Telephone: 203.239.4200  
Facsimile: 203.234.7376
- Civil Engineering/Traffic  
Fuss & O'Neill  
146 Hartford Road  
Manchester, CT 06040-5021  
Telephone: 860.646.2469  
Facsimile: 860.643.6313
- Cost Analyst  
F P & C Consultants, Inc.  
833 West Walnut, Suite 225  
Kansas City, MO 64114  
Telephone: 816.523.3377  
Facsimile: 816.523.8256
- Audio/Visual  
Pelton Marsh Kinsella  
1420 W. Macgregor Lane, Suite 400  
Dallas, TX 75247-4951  
Telephone: 214.682.7444  
Facsimile: 214.951.7468
- Landscaping Design  
CR3  
571 Independence Street  
Stamford, CT 06907  
Telephone: 860.658.1988  
Facsimile: 860.658.1217
- Food Service  
The Bigelow Companies  
1575 Universal Avenue, Suite 156  
Kansas City, MO 64120  
Telephone: 816.483.5553  
Facsimile: 816.483.3510
- Geotechnical  
CZA GeoEnvironmental  
27 West Row  
Vernon, CT 06066  
Telephone: 860.873.7655  
Facsimile: 860.872.2416
- Security  
Safesecure Network  
17 E Back Road  
New Milford, CT 06076  
Telephone: 860.354.7020  
Facsimile: 860.354.7020
- Vertical Circulation  
Syska & Hennessy  
One Franklin, 201 Floor  
Cambridge, MA 02142  
Telephone: 617.577.9900  
Facsimile: 617.577.9191
- Sports Turf  
MST  
1833 W. Kettle Avenue  
Littleton, CO 80120-4402  
Telephone: 303.739.1440  
Facsimile: 303.739.2827

THESE RECORD DOCUMENTS HAVE BEEN PREPARED BASED ON INFORMATION SUPPLIED TO THE ARCHITECT/ENGINEER BY OTHERS. THE ARCHITECT/ENGINEER HAS NOT INDEPENDENTLY VERIFIED THE INFORMATION AND DISCLAIMS RESPONSIBILITY FOR THE ACCURACY AND COMPLETENESS THEREOF. THESE DRAWINGS ARE FOR REFERENCE ONLY AND ARE NOT TO BE USED FOR CONSTRUCTION WITHOUT DRAWINGS AND CALCULATIONS SPECIFICALLY PREPARED FOR ANY INTENDED ADDITIONAL WORK.



ELLERBE BECKET

4600 Madison Avenue  
Suite 1000  
Kansas City, MO 64112  
816 561 4443

Ellerbe Becket, Inc.

© 2003 Ellerbe Becket

CONOURSE LEVEL, AREA G  
HVAC FLOOR PLAN  
ELEV. = 52'-0"  
Scale 1/8"=1'-0"

Date 06.30.03 Comm. No. 1013.0002.00  
In Charge GW RECORD DOCUMENTS  
Drawn By BGL  
Checked by DS M102G

1 CONOURSE LEVEL AREA G - FLOOR PLAN  
1/8"=1'-0"



P:\2002\1013\HVAC\CONCOURSE LEVEL G - 20021115\_M102G.dwg, Layer: 1, 12/18/02 11:28:02 AM



















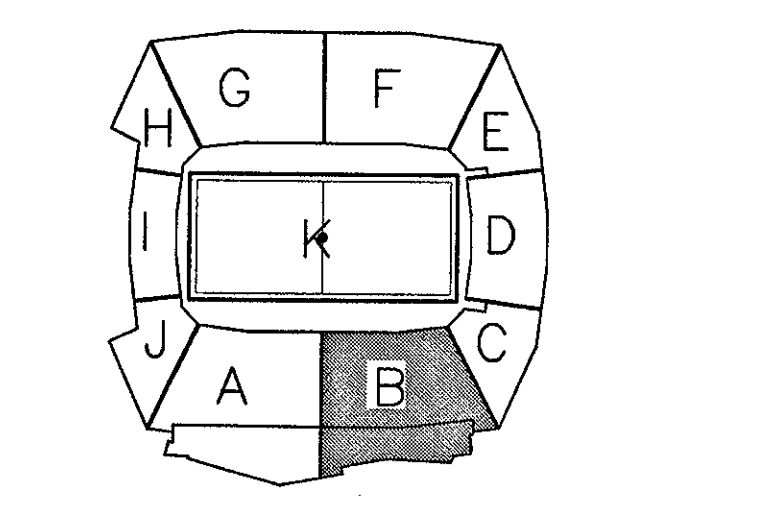
Revision	Date	No.
△ CCD-201	10/24/2002	
△ FIRE DAMPER LOCATIONS	6/05/2001	

**THE STADIUM AT RENTSCHLER FIELD**

- Owner**  
State of Connecticut
- Architecture**  
Ellerbe Becket, Inc.  
600 West 47th Street, Suite 100  
Kansas City, MO 64112-1985  
Telephone: 816.561.4443  
Facsimile: 816.561.2863
- Structural Engineering**  
BVH Integrated Services  
50 Griffin Road South  
Bloomfield, CT 06002  
Telephone: 860.286.9171  
Facsimile: 860.242.8236
- Mechanical/Electrical Engineering**  
DTC  
580 Washington Ave  
North Haven, CT 06473  
Telephone: 203.239.4200  
Facsimile: 203.224.7795
- Civil Engineering/Traffic**  
Fuss & O'Neill  
146 Hartford Road  
Manchester, CT 06040-5921  
Telephone: 860.646.2469  
Facsimile: 860.643.6113
- Code Analyst**  
F P & C Consultants, Inc.  
5333 West 126th, Suite 225  
Kansas City, MO 64114  
Telephone: 816.523.3977  
Facsimile: 816.523.8256
- Audio/Visual**  
Pelton Marsh Kinsella  
1420 W. Macdonald Lane, Suite 400  
Dallas, TX 75247-4991  
Telephone: 214.698.7444  
Facsimile: 214.951.7400
- Landscape Design**  
CR3  
571 Hogmadown Street  
Greenwich, CT 06030  
Telephone: 860.658.1988  
Facsimile: 860.658.1217
- Roof Service**  
The Bigelow Companies  
1575 Universal Avenue, Suite 156  
Kansas City, MO 64126  
Telephone: 816.483.5533  
Facsimile: 816.483.5510
- Geotechnical**  
GZA GeoEnvironmental  
27 Newland  
Vernon, CT 06066  
Telephone: 860.875.7655  
Facsimile: 860.872.2416
- Security**  
SafeSecure Network  
17 E. Back Rock Road  
New Milford, CT 06776  
Telephone: 860.354.7020  
Facsimile: 860.354.7020
- Vertical Circulation**  
Syska & Hennessy  
One Broadway, 9th Floor  
Cambridge, MA 02142  
Telephone: 617.577.9900  
Facsimile: 617.577.9191
- Signs/Turf**  
MST  
1893 W. Kirtle Avenue  
Linden, CO 80120-4402  
Telephone: 303.738.1449  
Facsimile: 303.738.3827



THESE RECORD DOCUMENTS HAVE BEEN PREPARED BASED ON INFORMATION SUPPLIED TO THE ARCHITECT/ENGINEER BY OTHERS. THE ARCHITECT/ENGINEER HAS NOT INDEPENDENTLY VERIFIED THE INFORMATION AND DISCLAIMS RESPONSIBILITY FOR THE ACCURACY AND COMPLETENESS THEREOF. THESE DRAWINGS ARE FOR REFERENCE ONLY AND ARE NOT TO BE USED FOR CONSTRUCTION WITHOUT DRAWINGS AND CALCULATIONS SPECIFICALLY PREPARED FOR ANY INTENDED ADDITIONAL WORK.



**ELLERBE BECKET**

4600 Madison Avenue  
Suite 1000  
Kansas City, MO 64112  
816.561.4443

Ellerbe Becket, Inc.

© 2003 Ellerbe Becket

**CLUB LEVEL, AREA B  
HVAC FLOOR PLAN  
ELEV. = 100'-9"**  
Scale 1/8"=1'-0"

Date 06.30.03 Comm. No. 101.3.0002.00  
In Charge FP **RECORD DOCUMENTS**  
Drawn By DB  
Checked By LS **M103B**

**1 CLUB LEVEL, AREA B - HVAC FLOOR PLAN**  
1/8"=1'-0"

R:\2002\05\05\HVAC\HVAC\ELLERBE\20021119\_1410\HVAC.dwg, Layer: 127, 10/20/02 11:29:54 AM

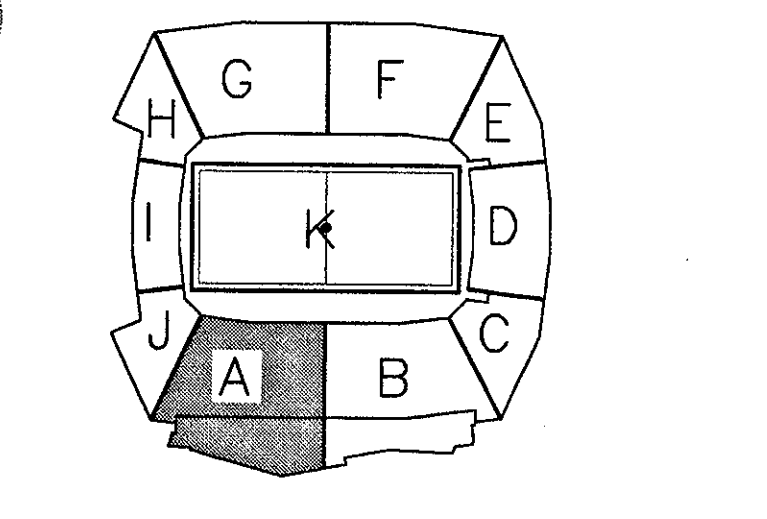


Revision	Date	No.
△ CCD-201	10/24/2002	
△ CCD-112/RFI-754	4/08/2002	
△ AS PER ADDENDUM 3	4/18/2001	

**THE STADIUM AT RENTSCHLER FIELD**

- Owner**  
State of Connecticut
- Architecture**  
Ellerbe Becket, Inc.  
600 West 47th Street, Suite 200  
Kansas City, MO 64112-1905  
Telephone: 816.561.4443  
Facsimile: 816.561.2883
- Structural Engineering**  
BVH Integrated Services  
50 Griffin Road South  
Bloomfield, CT 06002  
Telephone: 860.286.9171  
Facsimile: 860.242.8236
- Mechanical/Electrical Engineering**  
DTC  
556 Washington Ave  
North Haven, CT 06473  
Telephone: 203.231.6300  
Facsimile: 203.231.7276
- Oil Engineering/Traffic**  
Fuss & O'Neill  
146 Hartford Road  
Meriden, CT 06068-9521  
Telephone: 860.646.3469  
Facsimile: 860.643.6313
- Code Analysis**  
F & C Consultants, Inc.  
833 West Parkway, Suite 225  
Kansas City, MO 64114  
Telephone: 816.523.3377  
Facsimile: 816.523.8256
- Audio/Visual**  
Pelton Marsh Kinsella  
1400 W. Macgregor Lane, Suite 400  
Della, IL 62424-4951  
Telephone: 214.888.7444  
Facsimile: 214.951.7448
- Landscaping Design**  
CR3  
571 Hedgeswood Street  
Simsbury, CT 06070  
Telephone: 860.658.1988  
Facsimile: 860.658.1217
- Food Service**  
The Bigelow Companies  
1575 Universal Avenue, Suite 156  
Kansas City, MO 64126  
Telephone: 816.483.5533  
Facsimile: 816.483.5510
- Geotechnical**  
GZA GeoEnvironmental  
27 Nash Road  
Vernon, CT 06066  
Telephone: 860.875.7655  
Facsimile: 860.872.2416
- Security**  
Safesecure Network  
17 E. Rock Rock Road  
New Britain, CT 06078  
Telephone: 860.354.7020  
Facsimile: 860.354.7020
- Vertical Circulation**  
Syska & Hennessy  
One Building, 9th Floor  
Cambridge, MA 02142  
Telephone: 617.577.9900  
Facsimile: 617.577.9191
- Sports Turf**  
MST  
1893 W. Kerlin Avenue  
Littlem, CO 80120-4402  
Telephone: 303.728.1440  
Facsimile: 303.728.2627

THESE RECORD DOCUMENTS HAVE BEEN PREPARED BASED ON INFORMATION SUPPLIED TO THE ARCHITECT/ENGINEER BY OTHERS. THE ARCHITECT/ENGINEER HAS NOT INDEPENDENTLY VERIFIED THE INFORMATION AND DISCLAIMS RESPONSIBILITY FOR THE ACCURACY AND COMPLETENESS THEREOF. THESE DRAWINGS ARE FOR REFERENCE ONLY AND ARE NOT TO BE USED FOR CONSTRUCTION WITHOUT DRAWINGS AND CALCULATIONS SPECIFICALLY PREPARED FOR ANY INTENDED ADDITIONAL WORK.



**ELLERBE BECKET**

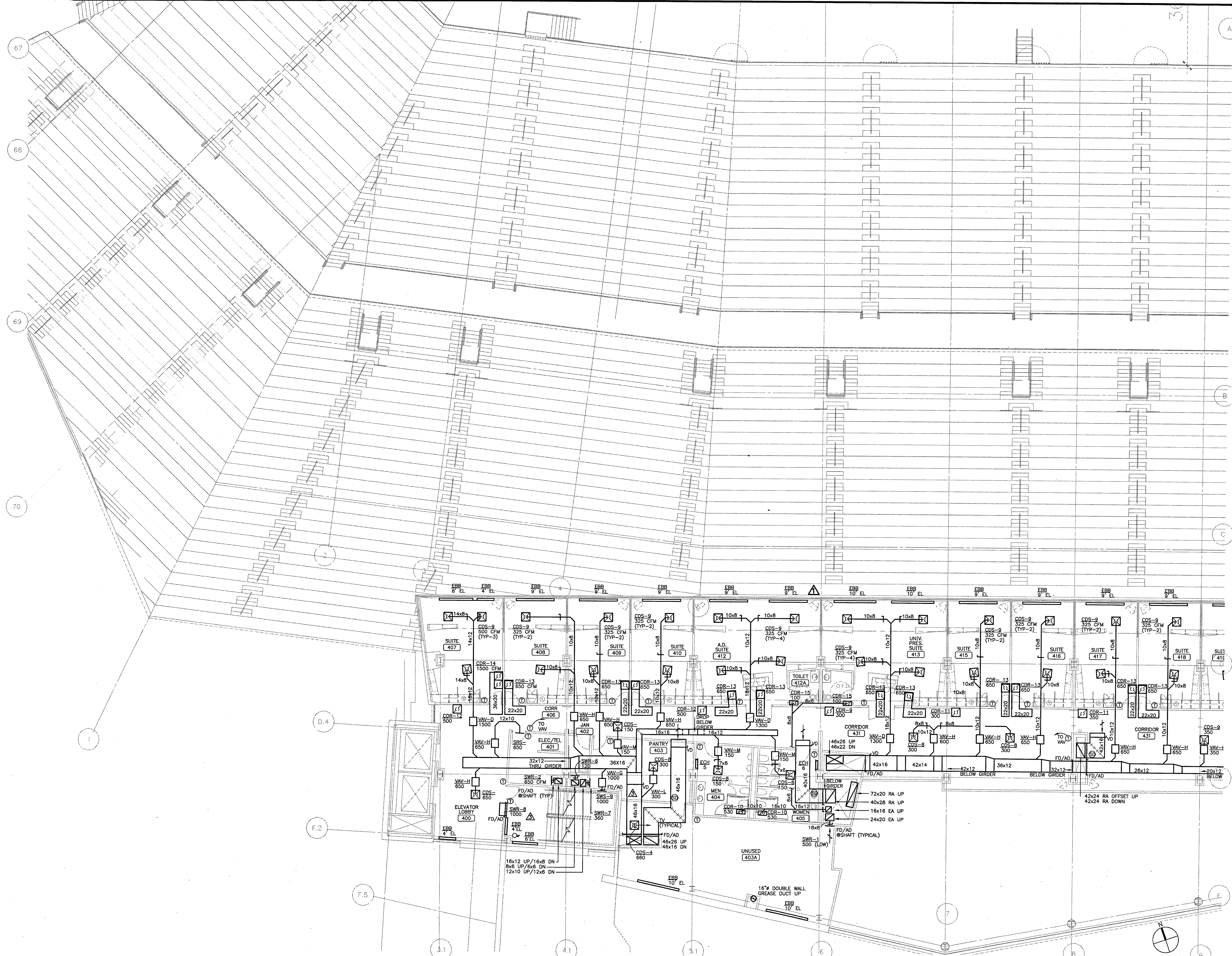
4600 Madison Avenue  
Suite 1000  
Kansas City, MO 64112  
816.561.4443

Ellerbe Becket, Inc.

© 2003 Ellerbe Becket

**SUITE LEVEL, AREA A  
HVAC FLOOR PLAN  
ELEV. = 114'-3"**  
Scale: 1/8"=1'-0"

Date: 08.30.03 Comm. No. 1013.0002.00  
In Charge: FP **RECORD DOCUMENTS**  
Drawn By: DB  
Checked By: LS **M105A**



**1 SUITE LEVEL, AREA A - HVAC FLOOR PLAN**  
1/8"=1'-0"



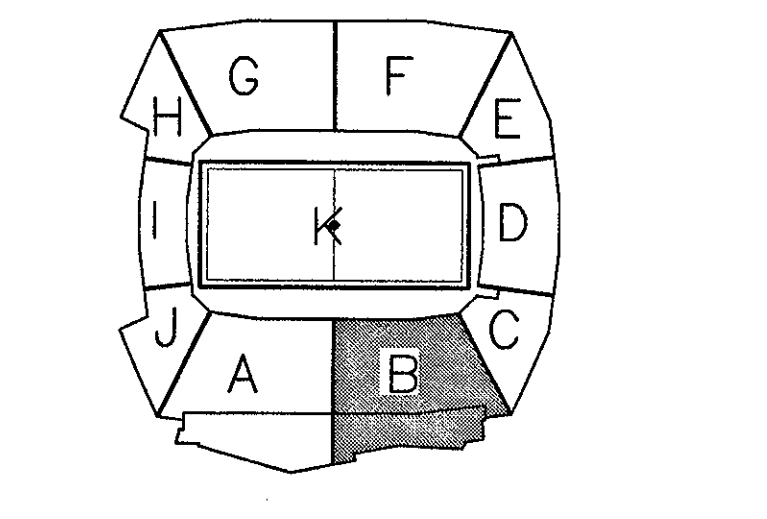
P:\2002\1013\1013-0002\1013-0002-0001.dwg, 12/29/2003 10:15:00 AM



**THE STADIUM AT  
 RENTSCHLER FIELD**

- Owner  
**State of Connecticut**
- Architecture  
**Ellerbe Becket, Inc.**  
 605 West 27th Street, Suite 100  
 Kansas City, MO 64112-1905  
 Telephone: 816.561.4443  
 Facsimile: 816.561.2863
- Structural Engineering  
**BVH Integrated Services**  
 59 Griffin Road South  
 Meriden, CT 06060  
 Telephone: 860.286.9171  
 Facsimile: 860.242.0236
- Mechanical/Electrical Engineering  
**DTC**  
 556 Washington Ave  
 North Haven, CT 06473  
 Telephone: 203.238.6300  
 Facsimile: 203.234.7316
- Oil Engineering/Traffic  
**Fuss & O'Neill**  
 146 Hartford Road  
 Meriden, CT 06060-3921  
 Telephone: 860.646.3489  
 Facsimile: 860.643.6313
- Code Analyst  
**F & C Consultants, Inc.**  
 933 West Parkway, Suite 225  
 Kansas City, MO 64114  
 Telephone: 816.523.3377  
 Facsimile: 816.523.8256
- Audio/Visual  
**Pelton Marsh Kinsella**  
 1400 W. Macdonald Lane, Suite 400  
 Tulsa, TX 74241-4951  
 Telephone: 214.688.7444  
 Facsimile: 214.951.7408
- Landscaping Design  
**CR3**  
 371 Newmarket Street  
 Simsbury, CT 06070  
 Telephone: 860.628.1988  
 Facsimile: 860.628.1217
- Food Service  
**The Bigelow Companies**  
 1375 Universal Avenue, Suite 156  
 Kansas City, MO 64128  
 Telephone: 816.483.5533  
 Facsimile: 816.483.5510
- Geotechnical  
**GZA GeoEnvironmental**  
 27 Naak Road  
 Vernon, CT 06066  
 Telephone: 860.875.7655  
 Facsimile: 860.872.2416
- Security  
**Safesecure Network**  
 17 E Rock Road  
 New Britain, CT 06776  
 Telephone: 860.354.7020  
 Facsimile: 860.354.7020
- Vertical Circulation  
**Syska & Hennessy**  
 One Brookline, 9th Floor  
 Cambridge, MA 02142  
 Telephone: 617.577.9900  
 Facsimile: 617.577.9191
- Sports Turf  
**MST**  
 1893 W. Katella Avenue  
 Littleton, CO 80120-4402  
 Telephone: 303.738.1440  
 Facsimile: 303.738.2627

THESE RECORD DOCUMENTS HAVE BEEN PREPARED BASED ON INFORMATION SUPPLIED TO THE ARCHITECT/ENGINEER BY OTHERS. THE ARCHITECT/ENGINEER HAS NOT INDEPENDENTLY VERIFIED THE INFORMATION AND DISCLAIMS RESPONSIBILITY FOR THE ACCURACY AND COMPLETENESS THEREOF. THESE DRAWINGS ARE FOR REFERENCE ONLY AND ARE NOT TO BE USED FOR CONSTRUCTION WITHOUT DRAWINGS AND CALCULATIONS SPECIFICALLY PREPARED FOR ANY INTENDED ADDITIONAL WORK.



**ELLERBE BECKET**

4600 Madison Avenue  
 Suite 1000  
 Kansas City, MO 64112  
 816.561.4443

Ellerbe Becket, Inc.

© 2003 Ellerbe Becket

**SUITE LEVEL, AREA B  
 HVAC FLOOR PLAN  
 ELEV. = 114'-3"**

Scale 1/8"=1'-0"

Date 08.30.03      Comm. No. 1013.0002.00  
 In Charge FP      RECORD DOCUMENTS  
 Drawn By DB  
 Checked By LS      **M105B**



**1 SUITE LEVEL, AREA B - HVAC FLOOR PLAN**  
 1/8"=1'-0"

P:\00000107\MECH\HVS\BUILT\_20031119\_M105B\HVS.dwg, Layer1, 12/18/2003 1:03:33 PM







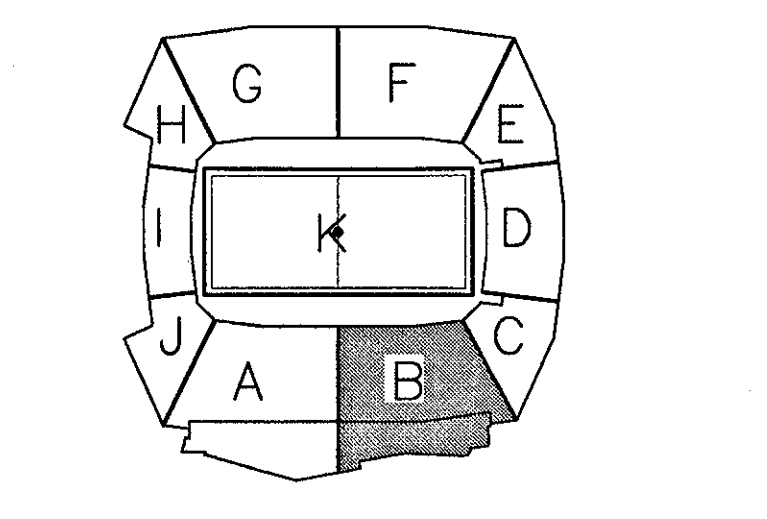


Revision	Date	No.
△ CCD-201	10/24/2002	

**THE STADIUM AT RENTSCHLER FIELD**

- Owner**  
State of Connecticut
- Architecture**  
Ellerbe Becket, Inc.  
405 West 12th Street, Suite 200  
Kansas City, MO 64112-1905  
Telephone: 816.561.4443  
Facsimile: 816.561.2883
- Structural Engineering**  
BVH Integrated Services  
50 Griffin Road South  
Bloomfield, CT 06002  
Telephone: 860.286.9171  
Facsimile: 860.242.8236
- Mechanical/Electrical Engineering**  
DTC  
556 Washington Ave  
North Haven, CT 06473  
Telephone: 203.239.4200  
Facsimile: 203.234.7376
- Civil Engineering/Traffic**  
Fuss & O'Neill  
146 Hartford Road  
Manchester, CT 06048-5021  
Telephone: 860.646.2469  
Facsimile: 860.643.6113
- Code Analyst**  
F & C Consultants, Inc.  
3031 West 78th Street, Suite 225  
Kansas City, MO 64114  
Telephone: 816.533.3377  
Facsimile: 816.533.8256
- Audio/Visual**  
Pelton Marsh Kinsella  
1420 W. Meadbrook Lane, Suite 400  
Della, IL 62441-4951  
Telephone: 214.688.7444  
Facsimile: 214.951.7408
- Landscaping Design**  
CR3  
3711 Popplewood Street  
Simsbury, CT 06070  
Telephone: 860.658.1988  
Facsimile: 860.658.1217
- Food Service**  
The Bigelow Companies  
1575 Universal Avenue, Suite 156  
Kansas City, MO 64120  
Telephone: 816.483.5553  
Facsimile: 816.483.5510
- Geotechnical**  
GZA GeoEnvironmental  
37 North Road  
Vernon, CT 06066  
Telephone: 860.875.7655  
Facsimile: 860.875.2416
- Security**  
SafeSecure Network  
17 E. Back Road  
New Britain, CT 06106  
Telephone: 860.354.7020  
Facsimile: 860.354.7020
- Vertical Circulation**  
Syska & Hennessy  
One Broadway, 28th Floor  
Cambridge, MA 02142  
Telephone: 617.577.9900  
Facsimile: 617.577.9191
- Sports Turf**  
MST  
1893 W. Kelle Avenue  
Littleton, CO 80120-4402  
Telephone: 303.793.1440  
Facsimile: 303.793.2627

THESE RECORD DOCUMENTS HAVE BEEN PREPARED BASED ON INFORMATION SUPPLIED TO THE ARCHITECT/ENGINEER BY OTHERS. THE ARCHITECT/ENGINEER HAS NOT INDEPENDENTLY VERIFIED THE INFORMATION AND DISCLAIMS RESPONSIBILITY FOR THE ACCURACY AND COMPLETENESS THEREOF. THESE DRAWINGS ARE FOR REFERENCE ONLY AND ARE NOT TO BE USED FOR CONSTRUCTION WITHOUT DRAWINGS AND CALCULATIONS SPECIFICALLY PREPARED FOR ANY INTENDED ADDITIONAL WORK.



**ELLERBE BECKET**

4600 Madison Avenue  
Suite 1000  
Kansas City, MO 64112  
816.561.4443

Ellerbe Becket, Inc.

© 2003 Ellerbe Becket

**SUITE/PRESS LEVEL, AREA B  
HVAC FLOOR PLAN  
ELEV. = 128'-9"**  
Scale 1/8"=1'-0"

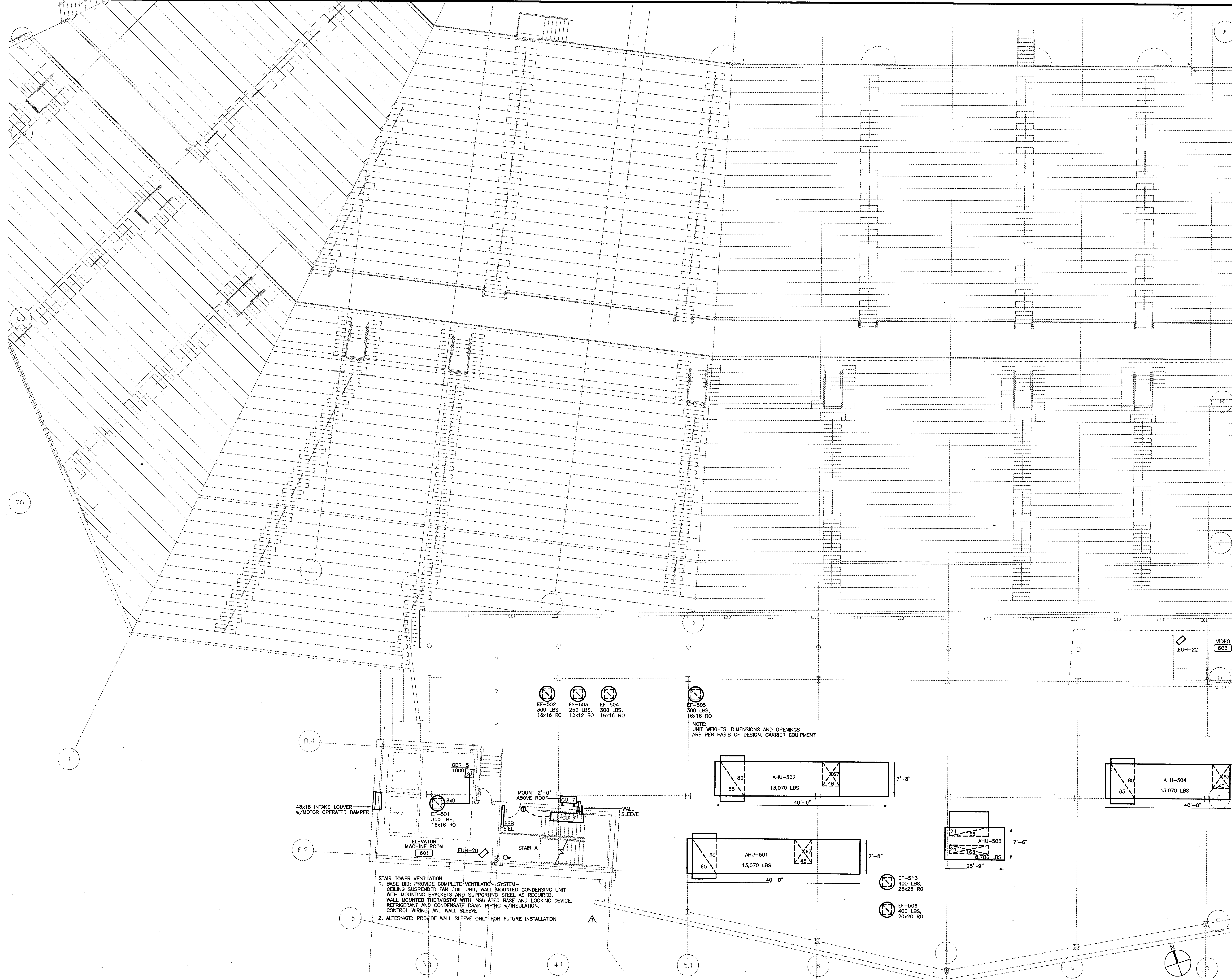
Date 08.30.03 Comm. No. 1013.0002.00  
In Charge FP **RECORD DOCUMENTS**  
Drawn By DB  
Checked by LS **M106B**

**1 SUITE/PRESS LEVEL AREA B - HVAC FLOOR PLAN**  
1/8"=1'-0"



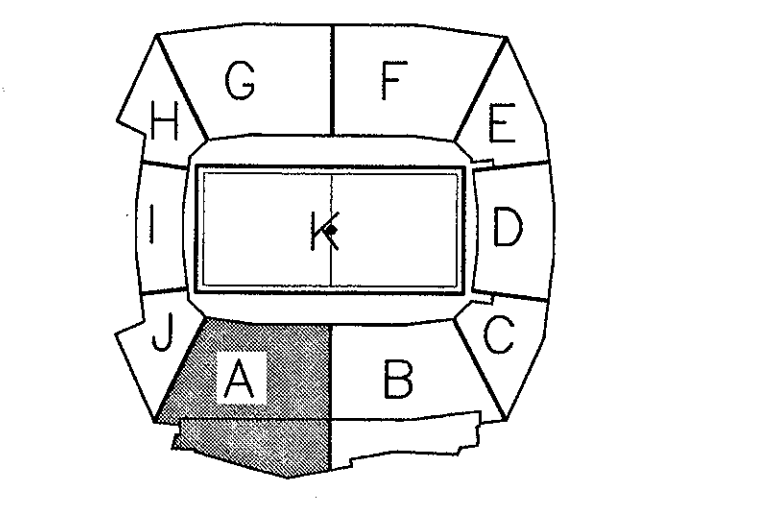
E:\WORK\1013\M106B\AC-BUILD\_20031119\_M106B\HVAC\_FloorPlan\_12782003.1507.dwg





- Owner: State of Connecticut
- Architecture: **Ellerbe Becket, Inc.**  
 605 West 17th Street, Suite 100  
 Kansas City, MO 64112-1905  
 Telephone: 816.561.4443  
 Facsimile: 816.561.2863
- Structural Engineering: **BVH Integrated Services**  
 50 Griffin Road South  
 Meriden, CT 06060  
 Telephone: 860.286.9171  
 Facsimile: 860.242.8236
- Mechanical/Electrical Engineering: **DTC**  
 556 Washington Ave.  
 North Haven, CT 06473  
 Telephone: 203.239.6200  
 Facsimile: 203.239.7209
- Civil Engineering/Traffic: **Fuss & O'Neill**  
 146 Hartford Road  
 Meriden, CT 06060-9921  
 Telephone: 860.646.3469  
 Facsimile: 860.643.6913
- Cost Analyst: **F & C Consultants, Inc.**  
 8339 Ward Parkway, Suite 225  
 Kansas City, MO 64114  
 Telephone: 816.523.3377  
 Facsimile: 816.523.8256
- Audio/Visual: **Pelton Marsh Kinsella**  
 1400 W. Macdonald Lane, Suite 400  
 Dallas, TX 75247-4851  
 Telephone: 214.688.7444  
 Facsimile: 214.951.7408
- Landscaping Design: **CR3**  
 371 Sycamore Street  
 Simsbury, CT 06070  
 Telephone: 860.658.1988  
 Facsimile: 860.658.1217
- Food Service: **The Bigelow Companies**  
 1575 Universal Avenue, Suite 156  
 Kansas City, MO 64226  
 Telephone: 816.483.5553  
 Facsimile: 816.483.5510
- Geotechnical: **GZA GeoEnvironmental**  
 27 Nash Road  
 Vernon, CT 06066  
 Telephone: 860.875.7655  
 Facsimile: 860.872.2416
- Security: **Safesecure Network**  
 17 E. Rock Road  
 New Milford, CT 06778  
 Telephone: 860.354.7020  
 Facsimile: 860.354.7020
- Vertical Circulation: **Syska & Hennessy**  
 One Building, 28th Floor  
 Cambridge, MA 02142  
 Telephone: 617.577.8900  
 Facsimile: 617.577.9191
- Spurs Tuff: **MST**  
 1893 W. Kettle Avenue  
 Littleton, CO 80120-4402  
 Telephone: 303.738.1440  
 Facsimile: 303.738.2827

THESE RECORD DOCUMENTS HAVE BEEN PREPARED BASED ON INFORMATION SUPPLIED TO THE ARCHITECT/ENGINEER BY OTHERS. THE ARCHITECT/ENGINEER HAS NOT INDEPENDENTLY VERIFIED THE INFORMATION AND DISCLAIMS RESPONSIBILITY FOR THE ACCURACY AND COMPLETENESS THEREOF. THESE DRAWINGS ARE FOR REFERENCE ONLY AND ARE NOT TO BE USED FOR CONSTRUCTION WITHOUT DRAWINGS AND CALCULATIONS SPECIFICALLY PREPARED FOR ANY INTENDED ADDITIONAL WORK.



**ELLERBE BECKET**

4600 Madison Avenue  
 Suite 1000  
 Kansas City, MO 64112  
 816.561.4443

Ellerbe Becket, Inc.

© 2003 Ellerbe Becket

**PHOTO DECK LEVEL, AREA A  
 HVAC FLOOR PLAN  
 ELEV. = 142'-3"**

Date: 08.30.03 Comm. No. 1013.0002.00  
 In Charge: FP RECORD DOCUMENTS  
 Drawn By: DM  
 Checked By: LS **M107A**

**1 PHOTO DECK LEVEL AREA A - HVAC FLOOR PLAN**  
 1/8"=1'-0"

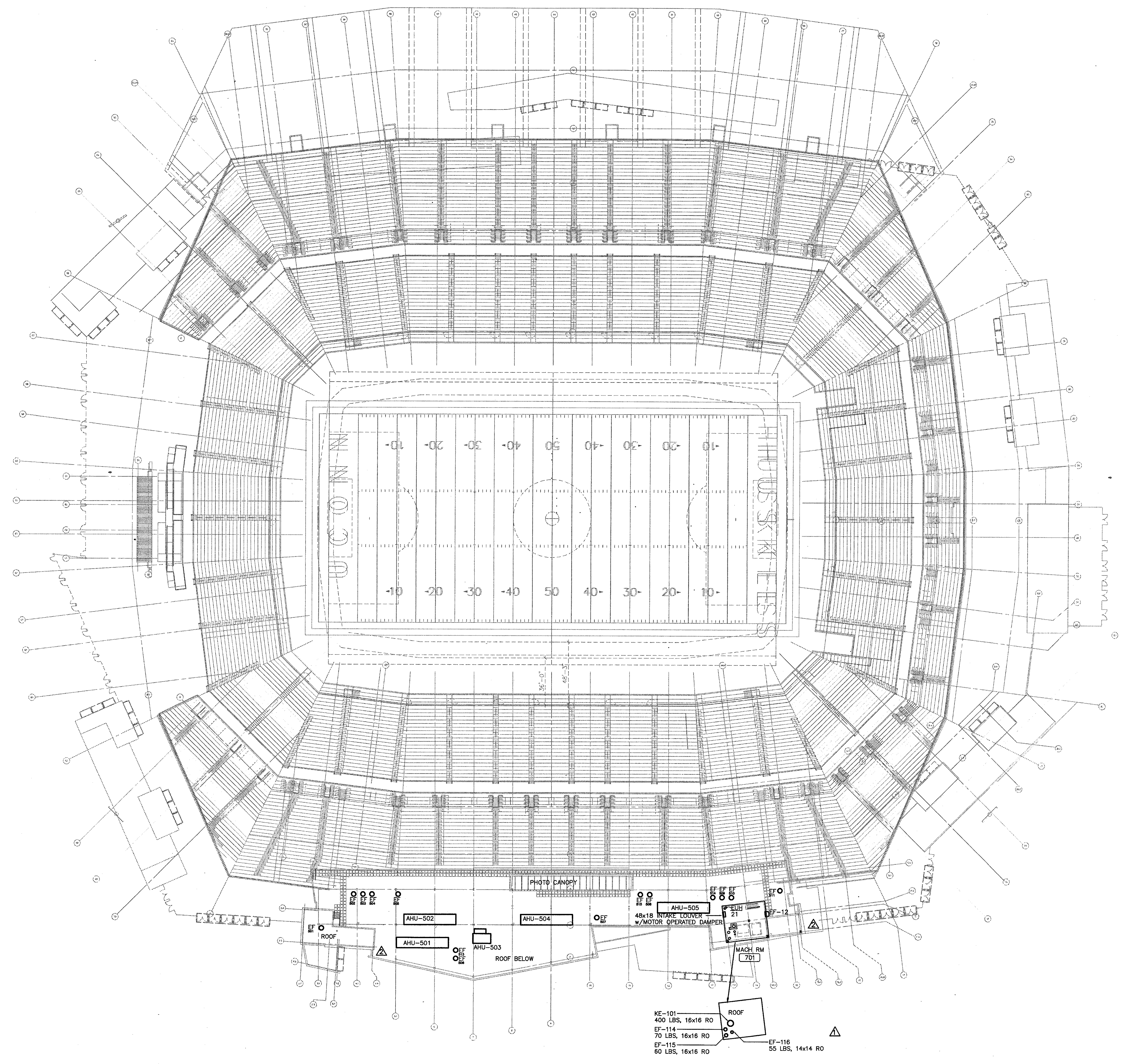


P:\040410\107A\MCH\AS-BUILD\20031117\_M107A.dwg, Layer: 12/19/2003 1:58:07 PM





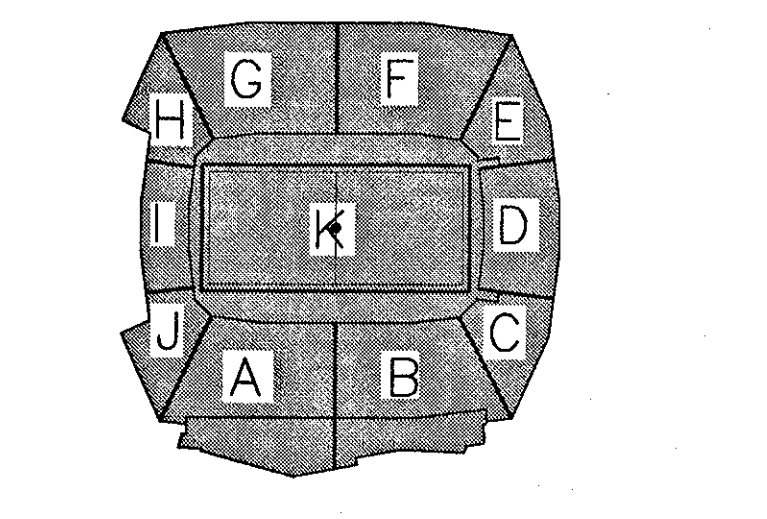




**THE STADIUM AT RENTSCHLER FIELD**

- Owner  
**State of Connecticut**
- Architect  
**Ellerbe Becket, Inc.**  
625 West 47th Street, Suite 200  
Kansas City, MO 64112-1905  
Telephone: 816.561.4443  
Facsimile: 816.561.3843
- Structural Engineering  
**BVH Integrated Services**  
50 Griffin Road South  
Meriden, CT 06002  
Telephone: 860.286.9171  
Facsimile: 860.242.8236
- Mechanical/Electrical Engineering  
**DTC**  
556 Washington Ave  
North Haven, CT 06473  
Telephone: 203.239.4200  
Facsimile: 203.234.7376
- Oil Engineering/Traffic  
**Fuss & O'Neill**  
146 Hartford Road  
Meriden, CT 06040-5201  
Telephone: 860.646.3489  
Facsimile: 860.643.6313
- Code Analysis  
**F & C Consultants, Inc.**  
9239 Ward Parkway, Suite 225  
Kansas City, MO 64114  
Telephone: 816.523.3377  
Facsimile: 816.523.8256
- Audio/Visual  
**Pelton Marsh Kinsella**  
1402 W. Woodbridge Lane, Suite 400  
Dallas, TX 75240-4951  
Telephone: 214.688.7444  
Facsimile: 214.951.7408
- Landscaping Design  
**CR3**  
571 Sagemeadow Street  
Simsbury, CT 06070  
Telephone: 860.658.1988  
Facsimile: 860.658.1217
- Food Service  
**The Bigelow Companies**  
1575 Universal Avenue, Suite 156  
Kansas City, MO 64126  
Telephone: 816.483.5533  
Facsimile: 816.483.5510
- Geotechnical  
**GZA GeoEnvironmental**  
27 Naak Road  
Vernon, CT 06066  
Telephone: 860.875.7025  
Facsimile: 860.872.2416
- Security  
**Syska & Hennessy**  
17 E Rock Rock Road  
New Britain, CT 06120  
Telephone: 860.354.7020  
Facsimile: 860.354.7020
- Vertical Circulation  
**Syska & Hennessy**  
One Brimley, 9th Floor  
Cambridge, MA 02142  
Telephone: 617.577.9900  
Facsimile: 617.577.9191
- Sports Turf  
**MST**  
1893 W. Kelle Avenue  
Littleton, CO 80120-9402  
Telephone: 303.730.1440  
Facsimile: 303.730.2627

THESE RECORD DOCUMENTS HAVE BEEN PREPARED BASED ON INFORMATION SUPPLIED TO THE ARCHITECT/ENGINEER BY OTHERS. THE ARCHITECT/ENGINEER HAS NOT INDEPENDENTLY VERIFIED THE INFORMATION AND DISCLAIMS RESPONSIBILITY FOR THE ACCURACY AND COMPLETENESS THEREOF. THESE DRAWINGS ARE FOR REFERENCE ONLY AND ARE NOT TO BE USED FOR CONSTRUCTION WITHOUT DRAWINGS AND CALCULATIONS SPECIFICALLY PREPARED FOR ANY INTENDED ADDITIONAL WORK.



**ELLERBE BECKET**

4600 Madison Avenue  
Suite 1000  
Kansas City, MO 64112  
816.561.4443

Ellerbe Becket, Inc.

© 2003 Ellerbe Becket


**HVAC ROOF PLAN**

Scale 1/32"=1'-0"

Date **06.30.03** Comm. No. 1013.0002.00  
In Charge **FP** RECORD DOCUMENTS  
Drawn By **DB**  
Checked By **LS**

**M108**

**1 HVAC ROOF PLAN**  
1/32"=1'-0"



R:\WORK\03\MECH\AS-BUILD\_20031120\_M108\as-bldg\_roof04.dwg, 12/19/2003 1:48:17 PM

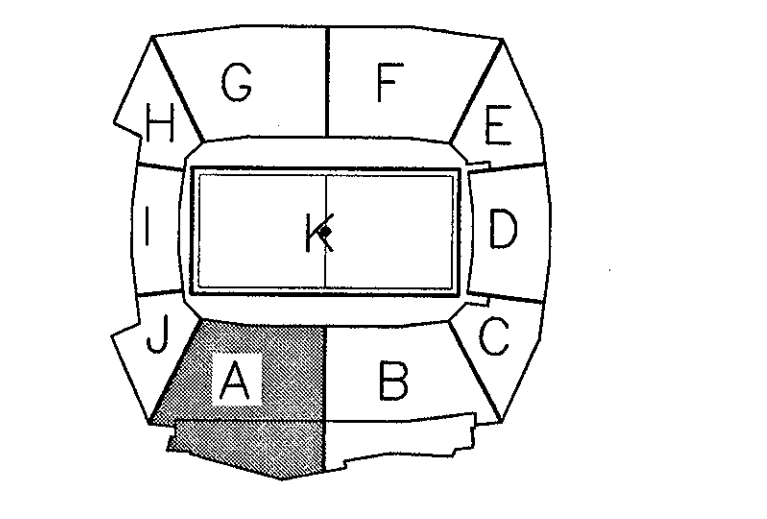


Revision	Date	No.
△ CCD-136.1	6/21/2002	
△ ASI 109	2/21/2002	
△ CCD-100/RFI-684	2/12/2002	

**THE STADIUM AT RENTSCHLER FIELD**

- Owner**  
State of Connecticut
- Architecture**  
Ellerbe Becket, Inc.  
605 West 17th Street, Suite 300  
Kansas City, MO 64112-1905  
Telephone: 816.561.4443  
Facsimile: 816.561.2883
- Landscaping Design**  
CR3  
571 Highroad/Street  
Simsbury, CT 06670  
Telephone: 860.658.1988  
Facsimile: 860.658.1217
- Structural Engineering**  
BVH Integrated Services  
50 Griffith Road South  
Bloomfield, CT 06002  
Telephone: 860.286.9171  
Facsimile: 860.242.8236
- Food Service**  
The Bigelow Companies  
1575 Universal Avenue, Suite 156  
Kansas City, MO 64120  
Telephone: 816.483.5553  
Facsimile: 816.483.5510
- Mechanical/Electrical Engineering**  
DTC  
556 Washington Ave  
North Haven, CT 06473  
Telephone: 203.239.4200  
Facsimile: 203.234.7376
- Geotechnical**  
CZA GeoEnvironmental  
27 Nash Road  
Vernon, CT 06066  
Telephone: 860.875.7695  
Facsimile: 860.875.2416
- Civil Engineering/Traffic**  
Fuss & O'Neill  
146 Hartford Road  
Middletown, CT 06457-5921  
Telephone: 860.646.2469  
Facsimile: 860.643.8113
- Security**  
SafeSecure Network  
17 E Rock Road  
New Milford, CT 06776  
Telephone: 860.354.7020  
Facsimile: 860.354.7020
- Civil Analysis**  
F & C Consultants, Inc.  
923 West Parkway, Suite 225  
Kansas City, MO 64114  
Telephone: 816.523.3377  
Facsimile: 816.523.8256
- Vertical Circulation**  
Syska & Hennessy  
One Broadway, 20th Floor  
Cambridge, MA 02142  
Telephone: 617.577.9900  
Facsimile: 617.577.9191
- Audio/Visual**  
Pelton Marsh Kinsella  
1400 W. Macdonald Lane, Suite 400  
Dallas, TX 75247-9551  
Telephone: 214.688.7444  
Facsimile: 214.951.7488
- Sports Turf**  
MST  
1893 W. Kirtle Avenue  
Littleton, CO 80120-4402  
Telephone: 303.739.1440  
Facsimile: 303.739.2827

THESE RECORD DOCUMENTS HAVE BEEN PREPARED BASED ON INFORMATION SUPPLIED TO THE ARCHITECT/ENGINEER BY OTHERS. THE ARCHITECT/ENGINEER HAS NOT INDEPENDENTLY VERIFIED THE INFORMATION AND DISCLAIMS RESPONSIBILITY FOR THE ACCURACY AND COMPLETENESS THEREOF. THESE DRAWINGS ARE FOR REFERENCE ONLY AND ARE NOT TO BE USED FOR CONSTRUCTION WITHOUT DRAWINGS AND CALCULATIONS SPECIFICALLY PREPARED FOR ANY INTENDED ADDITIONAL WORK.



**ELLERBE BECKET**

4600 Madison Avenue  
Suite 1000  
Kansas City, MO 64112  
816 561 4443

Ellerbe Becket, Inc.

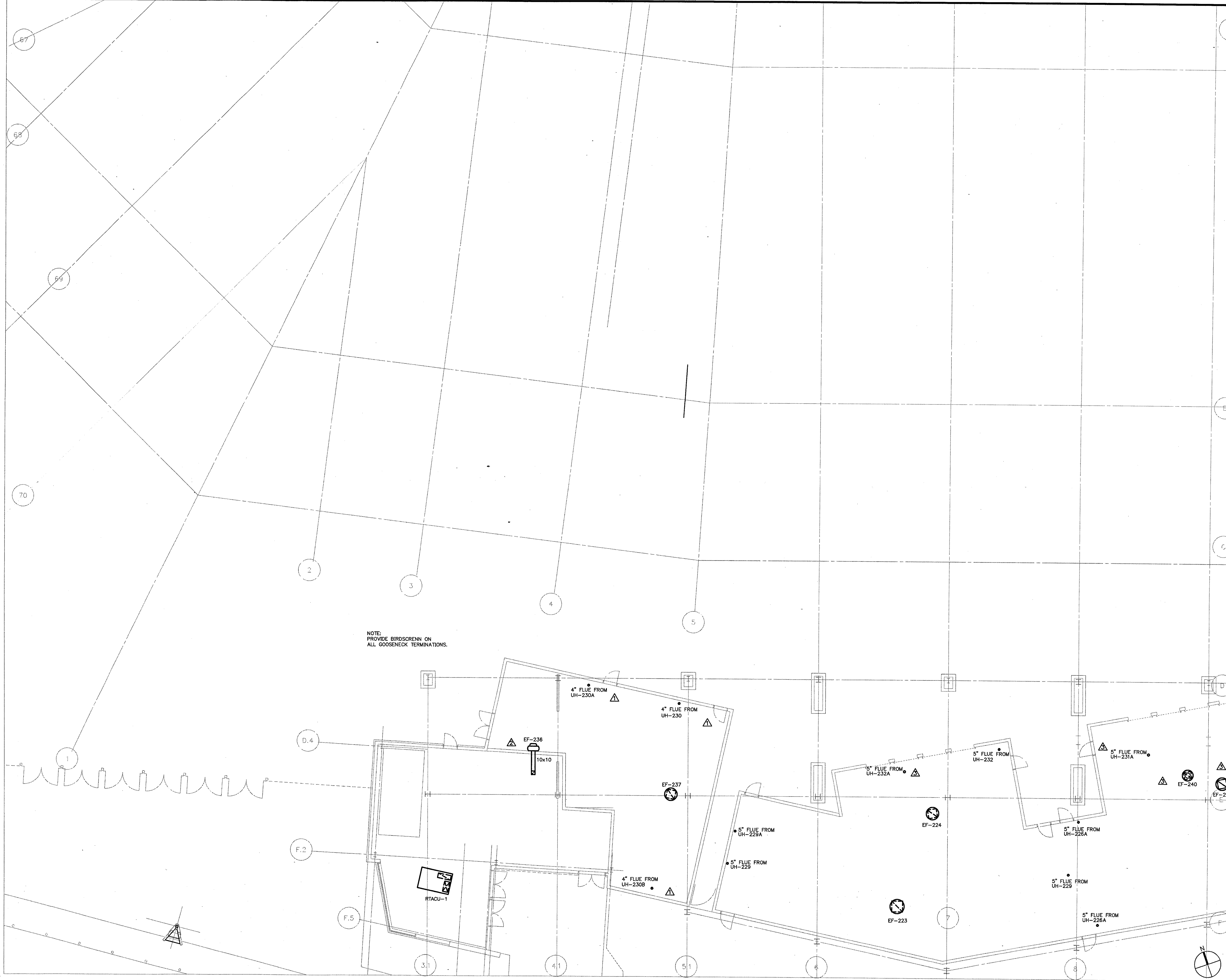
© 2003 Ellerbe Becket

**CONCESSION LEVEL, AREA A  
HVAC ROOF PLAN**

ELEV. =  
Scale 1/8"=1'-0"

Date 08.30.03 Comm. No. 1013.0002.00  
In Charge GW RECORD DOCUMENTS

Drawn By BGL  
Checked By DS **M108A**



NOTE:  
PROVIDE BIRDSCREEN ON  
ALL GOOSENECK TERMINATIONS.

**1 CONOURSE LEVEL AREA A - FLOOR PLAN**  
1/8"=1'-0"



P:\2003\1013\HVAC\CONC-AREA A-FLOOR PLAN.dwg, 12/19/2003 11:58:04 AM





























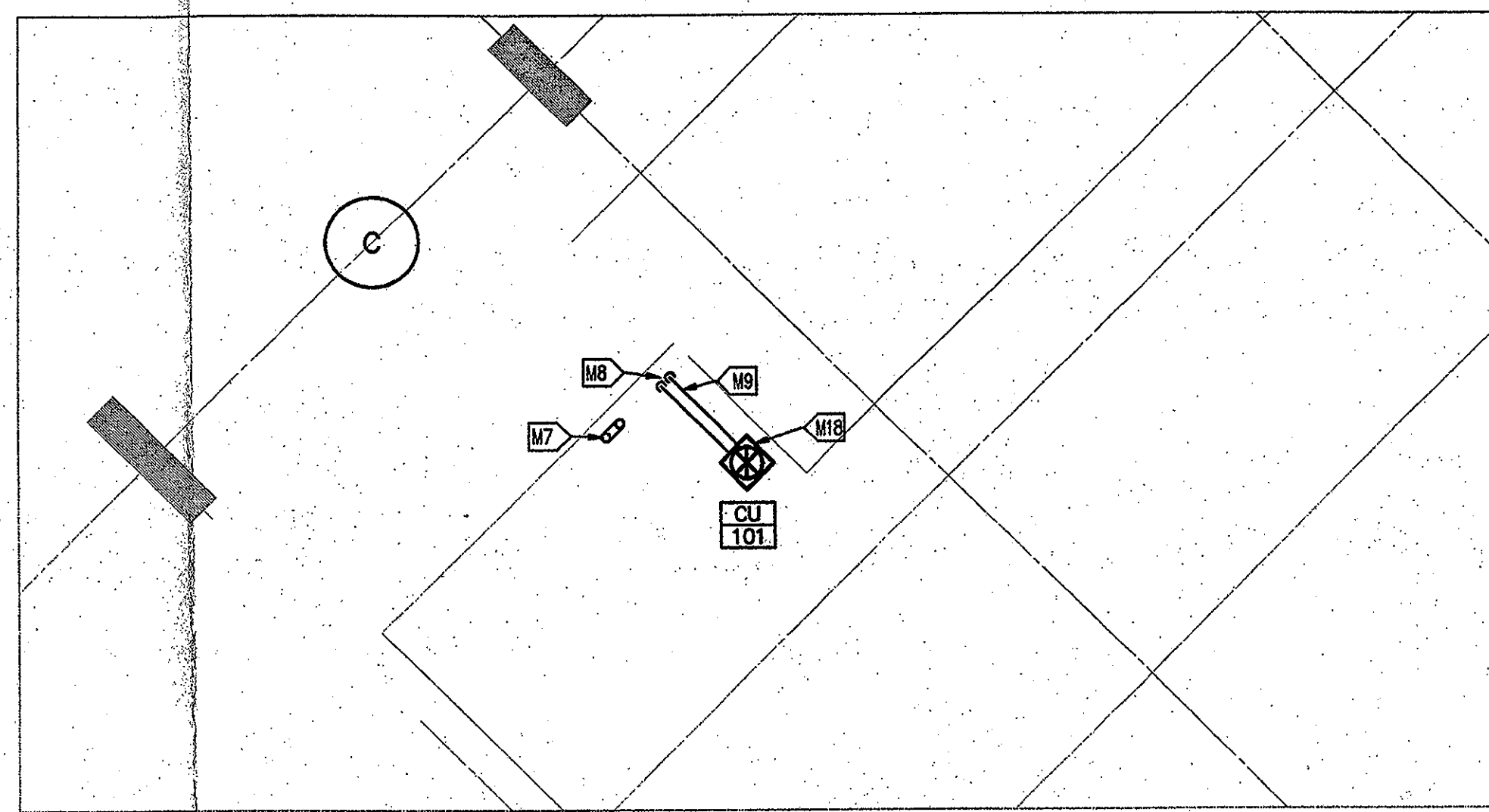




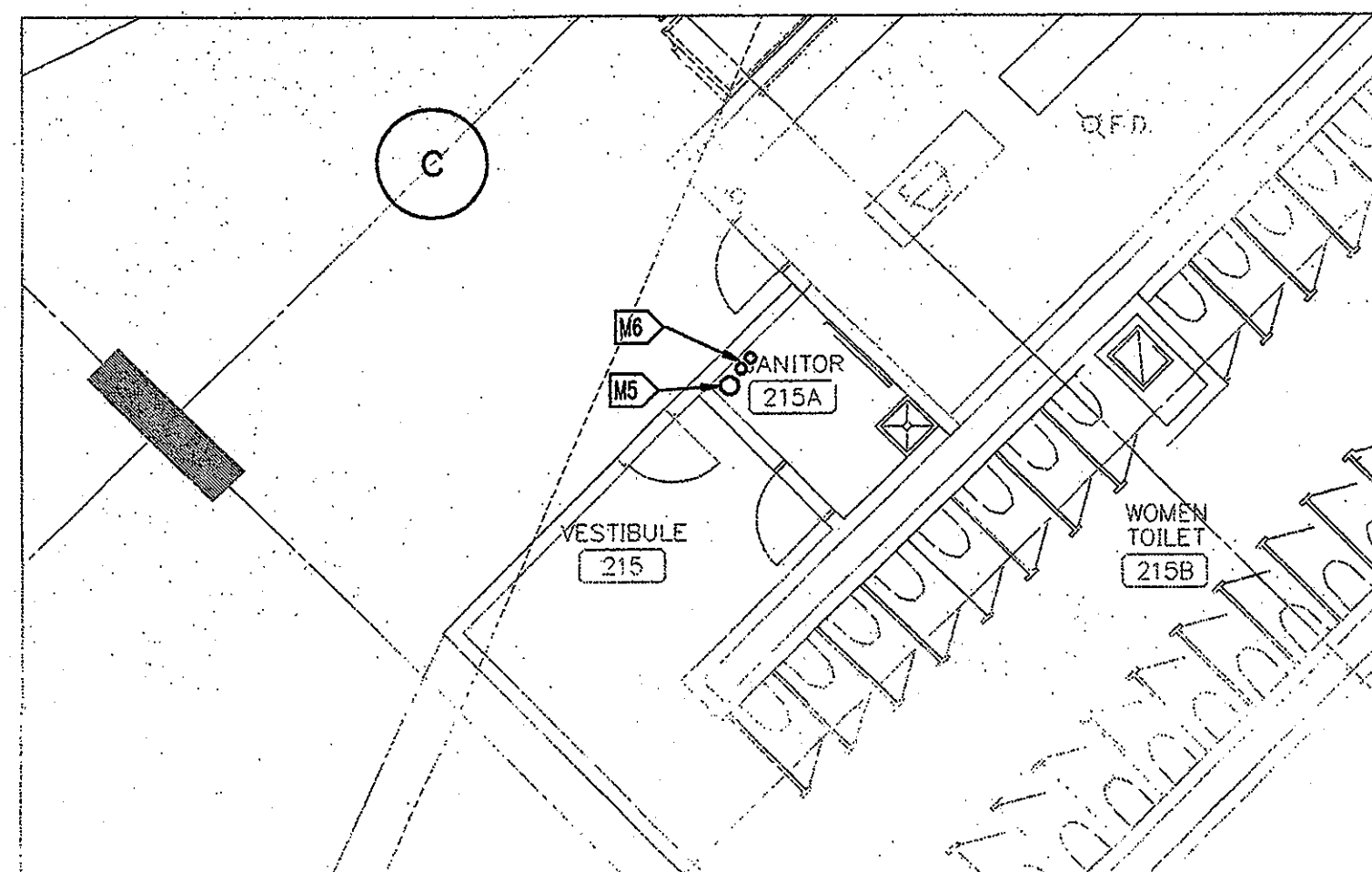




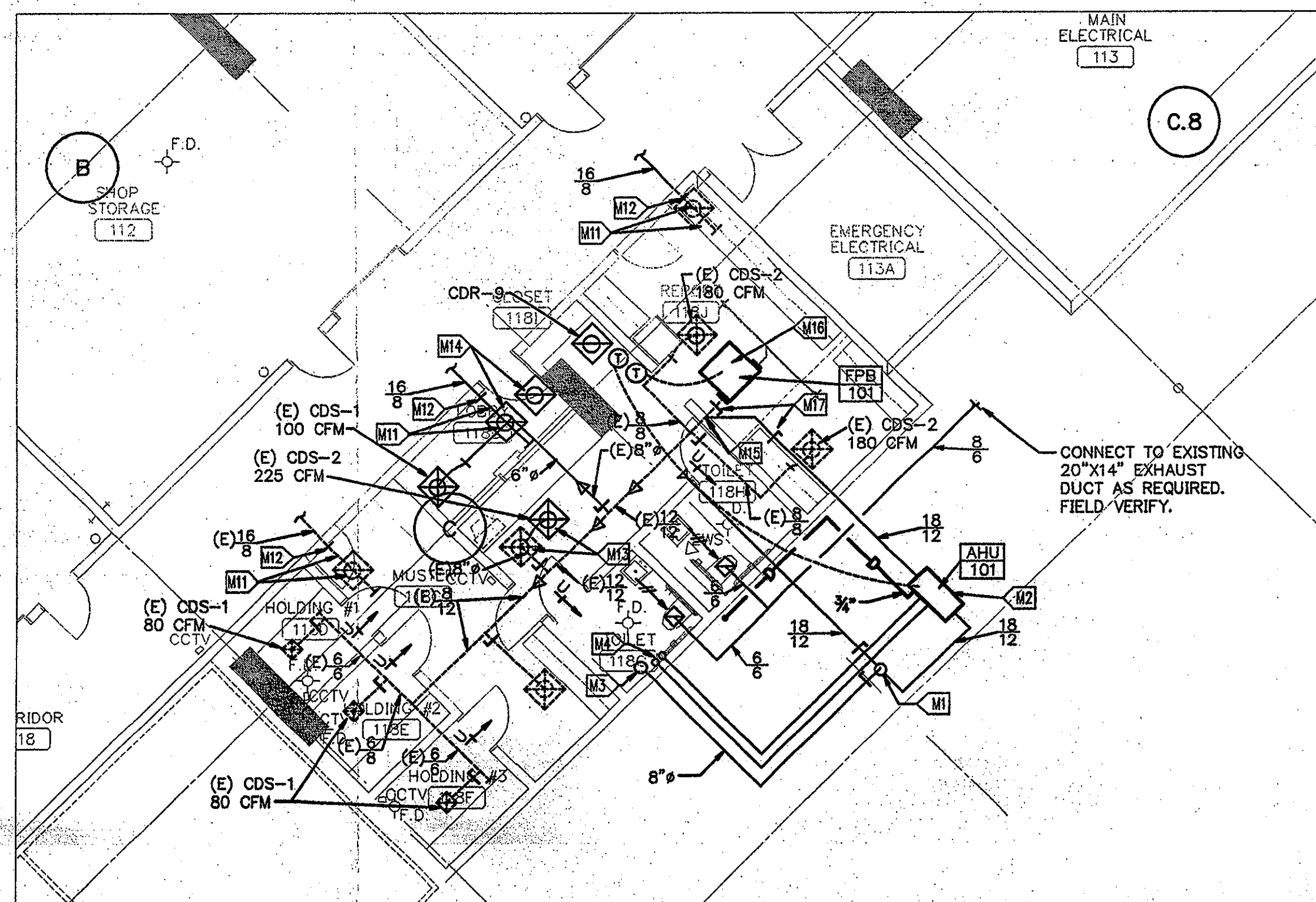




**3 PARTIAL ROOF PLAN - AREA C**  
1/8"=1'-0"



**2 PARTIAL CONCOURSE LEVEL - AREA C**  
1/8"=1'-0"



**1 PARTIAL SERVICE LEVEL - AREA C**  
1/4"=1'-0"

**MECHANICAL FLOOR PLAN NOTES:**

- M1 8" Ø OUTSIDE AIR DUCT WITH BALANCING DAMPER SET AT 200 CFM.
- M2 AIR HANDLING UNIT NO. 101 REFER TO EQUIPMENT LIST BELOW FOR CAPACITY.
- M3 8" DIA. OUTSIDE AIR DUCT UP.
- M4 REFRIGERANT LINES UP THRU FLOOR ABOVE TO CU-101.
- M5 8" DIA. OUTSIDE AIR DUCT UP THRU ROOF AND DOWN THRU FLOOR.
- M6 REFRIGERATOR LINES DOWN THRU FLOOR AND UP THRU ROOF TO CU-101. PROVIDE AND INSTALL OIL TRAP WHERE REQUIRED BY MANUFACTURERS' RECOMMENDATION.
- M7 8" DIA. OUTSIDE AIR DUCT DOWN THRU ROOF & UP. PROVIDE AND INSTALL ROOF FLASHING AND U-SHAPED ROOF CAP WITH INSECT SCREEN PER LOCAL CODE. COORDINATE WITH ROOFING CONTRACTOR TO MAINTAIN ROOF WARRANTY.
- M8 REFRIGERANT LINES DOWN THRU ROOF. PROVIDE ROOF PIPE FLASHING AS REQUIRED BY ROOFING CONTRACTOR TO MAINTAIN ROOF WARRANTY.
- M9 ROUTE REFRIGERANT PIPING ON ROOF. SUPPORT WITH "MIRO" PIPE STAND MODEL 1.5 OR EQUAL.
- M10 PROVIDE AND INSTALL THERMOSTAT FOR VAV BOX.
- M11 EXISTING RETURN AIR REGISTER TO REMAIN. REMOVE ALL ASSOCIATED DUCTWORK ABOVE CEILING BACK TO CORRIDOR WALL.
- M12 OPEN EXISTING RETURN AIR DUCT TO CEILING FLENUM.
- M13 EXISTING CEILING DIFFUSER RELOCATED. BALANCE AIRFLOW @ 225 CFM.
- M14 RELOCATE RETURN DIFFUSER TO NEW LOCATION.
- M15 CONNECT NEW DUCTWORK TO EXISTING FIELD VERIFY.
- M16 REMOVE EXISTING VAV AND INSTALL NEW FAN POWERED BOX "FPB-101"
- M17 INSTALL BACKDRAFT DAMPERS IN DUCT.
- M18 MOUNT CONDENSING UNIT ON HEAVY DUTY ROOF PAD.

**EQUIPMENT LIST**

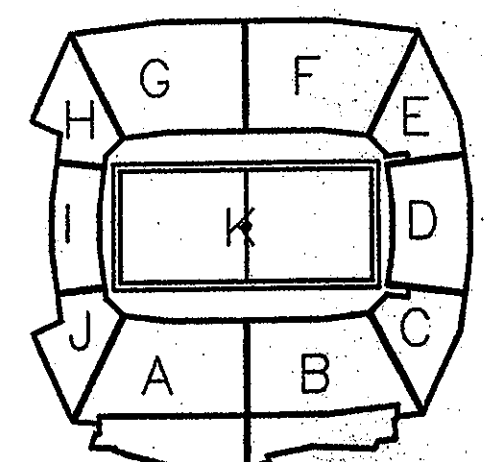
CONTRACTOR SHALL PROVIDE AND INSTALL ALL DUCTWORK, FITTINGS, PIPING AND EQUIPMENT NECESSARY TO COMPLETE HOOK-UP AND FULLY OPERATIONAL SYSTEM.

- AHU-101 CARRIER NO. FB4MFO42 FAN COIL UNIT, 1250 CFM @ 0.5" E.S.P., 27,400 BTUH SENSIBLE, 39,300 BTUH TOTAL COOLING CAPACITY, 80°F D.B., 67°F W.B., AND 95°F AMBIENT; 6.0 KW ELECTRIC HEATER, 480 VOLT, 3 PHASE, 60 HERTZ. PROVIDE PROGRAMMABLE 7 DAY WITH H.O.A., HEAT/COOL THERMOSTAT WITH LOCKING COVER. DISCONNECT SWITCH FOR SINGLE POINT ELECTRICAL CONNECTION AND 1" THROWAWAY FILTERS WITH RACK ASSEMBLY, THERMAL EXPANSION VALVE, SOLENOID LIQUID VALVE AND SUCTION LINE ACCUMULATOR AND OIL TRAP WHERE RECOMMENDED BY MANUFACTURER.
- CU-101 CARRIER NO. 38CKC042-8 CONDENSING UNIT CAPABLE OF CAPACITIES LISTED UNDER AHU-101. PROVIDE AND INSTALL FUSED DISCONNECT SWITCH, HEAVY DUTY ROOF WALKWAY PAD UNDER CONDENSER TO PROTECT ROOF WARRANTY. SEISMIC BRACE CONDENSING UNIT PER LOCAL CODE REQUIREMENTS.
- FPB-101 CARRIER NO. 45M-5 VARIABLE VOLUME FAN TERMINAL UNIT WITH ELECTRIC REHEAT, 1250 CFM @ 1" INLET STATIC PRESSURE, 12 KW. ELECTRIC HEATING COIL, 480 VOLT, 3 PHASE, 60 HERTZ. SINGLE POINT CONNECTION AND TRANSFORMER. PROVIDE STANDARD H.O.A., HEAT/COOL THERMOSTAT WITH LOCKING COVER.
- DIFFUSERS, GRILLES AND REGISTERS PROVIDE AND INSTALL DIFFUSERS, GRILLES AND REGISTERS TO MATCH EXISTING AS INDICATED ON THE DRAWING.
- BACKDRAFT DAMPER RUSKIN NO. S3G SIZED TO FIT DUCTWORK.
- REFRIGERANT PIPING TYPE "ACR" HARD-DRAWN COPPER TUBE CONFORMING TO ASTM B820 WITH WROUGHT COPPER OR FORGED BRASS FITTINGS CONFORMING TO ANSI B16.22.
- DUCTWORK PER SMACNA STANDARDS OF DESIGN. DIMENSIONS SHOWN ON DRAWINGS ARE CLEAR INSIDE DIMENSIONS. RECTANGULAR SUPPLY DUCTWORK SIZE THE CONTRACTOR SHALL ADD FOR DUCT LINER THICKNESS.  
DUCT LINER SHALL BE 1" THICK, 1 1/2# DENSITY.  
ROUND SHEETMETAL SUPPLY DUCTWORK SHALL BE WRAPPED WITH 1 1/2" THICK DUCT WRAP WITH FOIL FACE. TAPE AND SEAL ALL JOINTS.  
RETURN AIR DUCTWORK SHALL BE INSULATED WITH 1 1/2" THICK DUCT WRAP WITH FOIL FACE.  
FLEXIBLE DUCTWORK SHALL CONFORM TO UL 181 AS CLASS 1 FLEXIBLE AIR DUCT. ALSO COMPLY WITH NFPA 90A AND 90B. MAXIMUM ALLOWED LENGTH SHALL NOT EXCEED 5'-0". THIS DUCT IS NOT ACCEPTABLE FOR VAV BOX INLETS.
- CONTROLS THE SETPOINT FOR THE THERMOSTAT SERVING AHU-101 SHALL BE 2°F HIGHER THAN THE SETPOINT FOR FPB-101 FOR COOLING ONLY. FOR HEATING THE SETPOINT FOR AHU-101 SHOULD BE 4°F BELOW THE SETPOINT FOR FPB-101.

Revision	Date	No.
CCD #189	9-30-02	

**THE STADIUM AT RENTSCHLER FIELD**

- Owner: State of Connecticut
- Architect: Ellerbe Becket, Inc.  
651 West 47th Street, Suite 200  
Kansas City, MO 64112-1905  
Telephone: 816.581.4448  
Facsimile: 816.581.3869
- Structural Engineering: BVH Integrated Services  
50 Griffith Road South  
Bloomfield, CT 06002  
Telephone: 860.298.9171  
Facsimile: 860.242.0236
- Mechanical/Electrical Engineering: Diversified Technology Consultants  
555 Washington Ave  
North Haven, CT 06457  
Telephone: 203.239.4200  
Facsimile: 203.236.3376
- Civil Engineering/Traffic: Fuss & O'Neill  
146 Hartford Road  
Manchester, CT 06040-5921  
Telephone: 860.646.3469  
Facsimile: 860.646.6913
- Landscpe Design: CR3  
571 Hopewell Street  
Stamford, CT 06907  
Telephone: 860.658.1988  
Facsimile: 860.658.1217
- Cost Analysis: F P & C Consultants, Inc.  
9239 Wood Parkway, Suite 225  
Kansas City, MO 64114  
Telephone: 816.523.3377  
Facsimile: 816.523.8256
- The Bigelow Companies  
1535 Universal Avenue, Suite 156  
Kansas City, MO 64120  
Telephone: 816.483.5593  
Facsimile: 816.483.5510
- Audio/Visual: Pelton Marsh Kinsella  
1420 W. Woodbridge Lane, Suite 400  
Dallas, TX 75247-0951  
Telephone: 214.682.2444  
Facsimile: 214.951.7408
- Geotechnical: GZA GeoEnvironmental  
27 Hook Road  
Vernon, CT 06066  
Telephone: 860.875.7655  
Facsimile: 860.872.2416
- Sports Turf: Millennium Sports Technologies  
1893 W. Kenda Avenue  
Littleton, CO 80120-4482  
Telephone: 303.738.1448  
Facsimile: 303.738.2827
- Vertical Circulation: Syska & Hennessy  
One Broadway, 9th Floor  
Cambridge, MA 02142  
Telephone: 617.577.9900  
Facsimile: 617.577.9191
- Security: Safesecure Network  
17 E. Back Hook Road  
New Milford, CT 06076  
Telephone: 860.354.7020  
Facsimile: 860.354.7020




**ELLERBE BECKET**



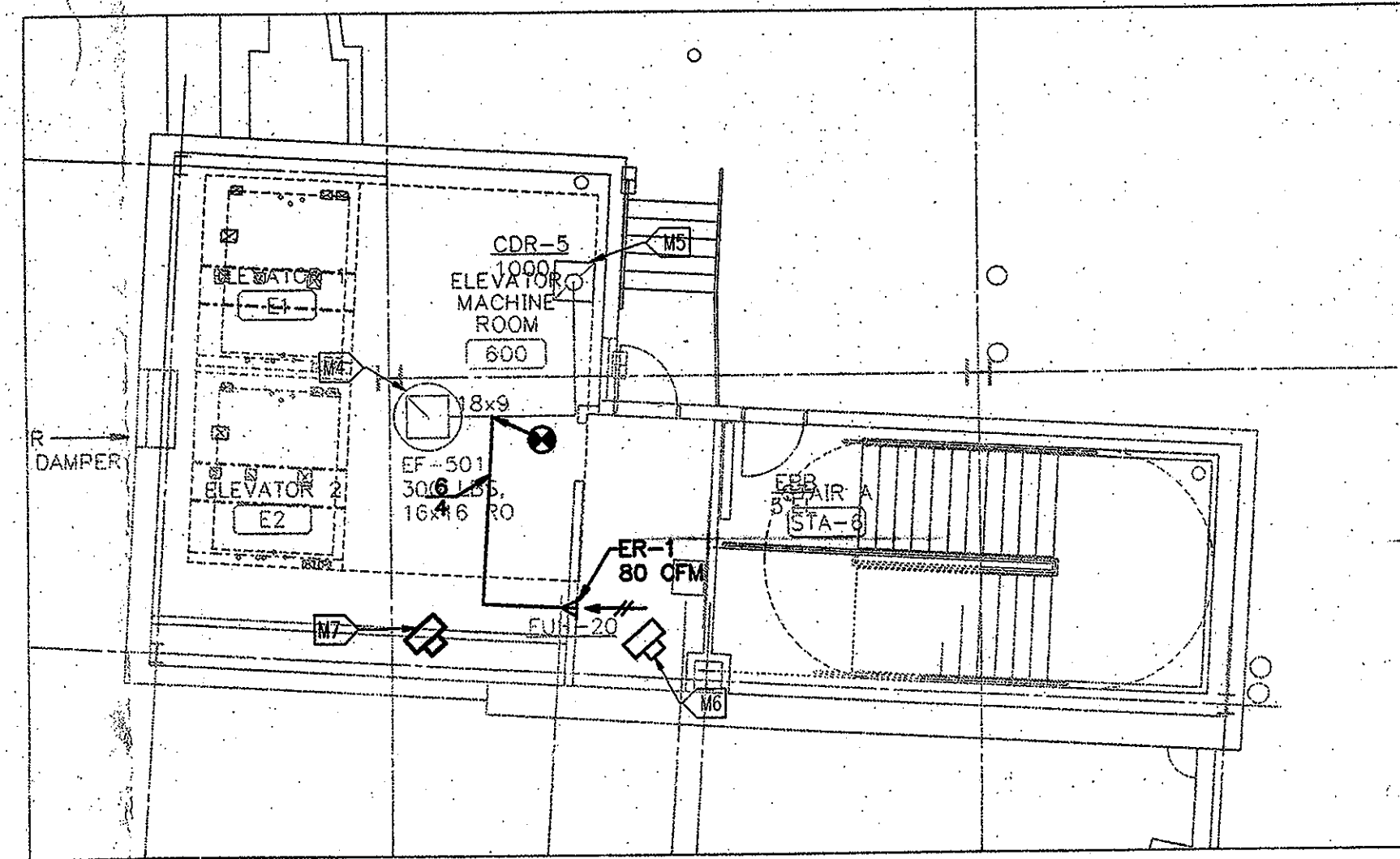
4600 Madison Avenue  
Suite 1000  
Kansas City, MO 64112  
816.561.4443

© 2002 Ellerbe Becket  
**SERVICE LEVEL - AREA "C"**  
**POLICE SUITE - MECHANICAL**  
Scale AS NOTED  
Date 30 SEPTEMBER 2002 Comm. No. 1013.0002.00  
In Charge B. ELLIS  
Drawn By B. NORRIS  
Checked By J. BAILEY



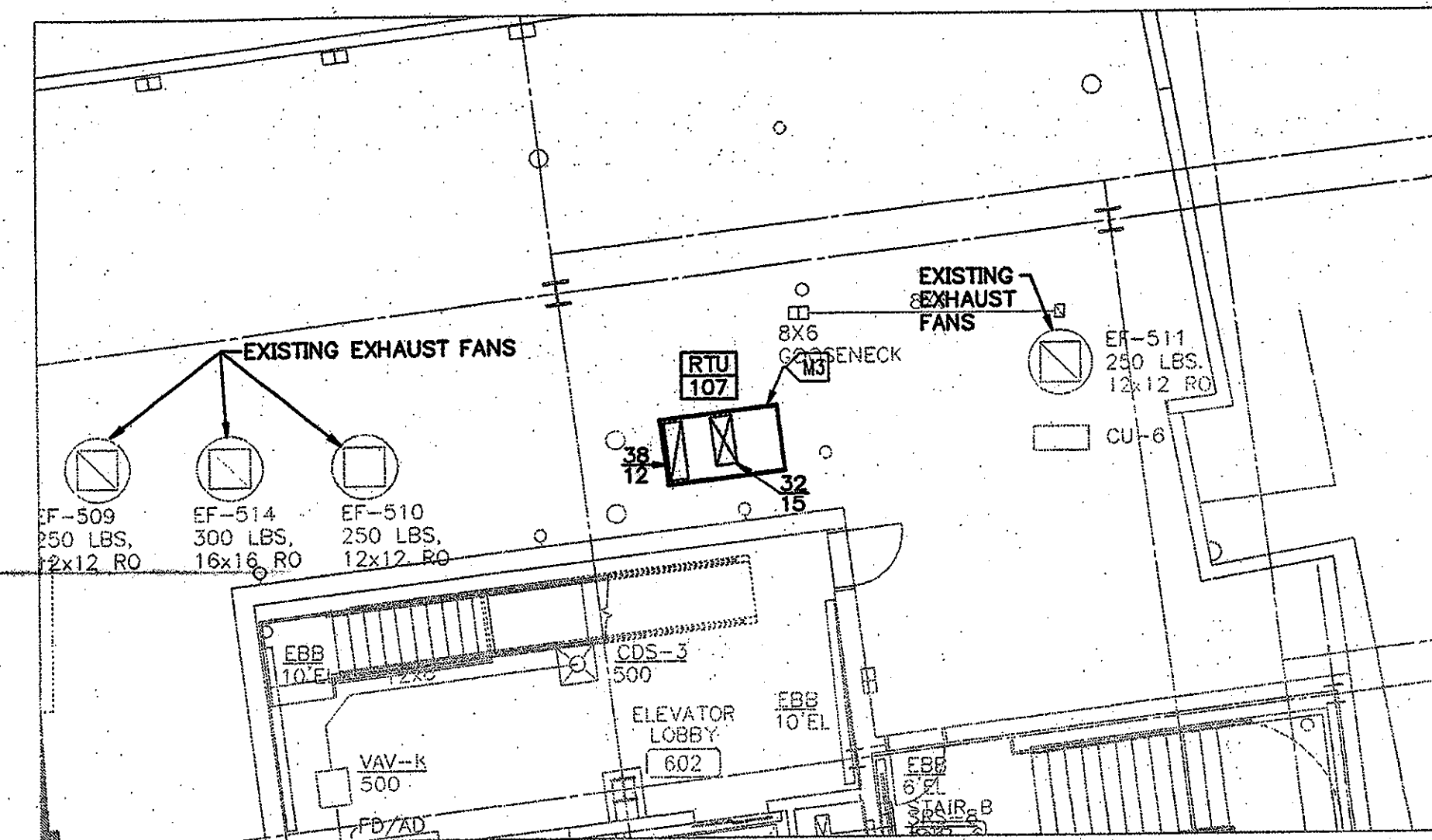
**M109**





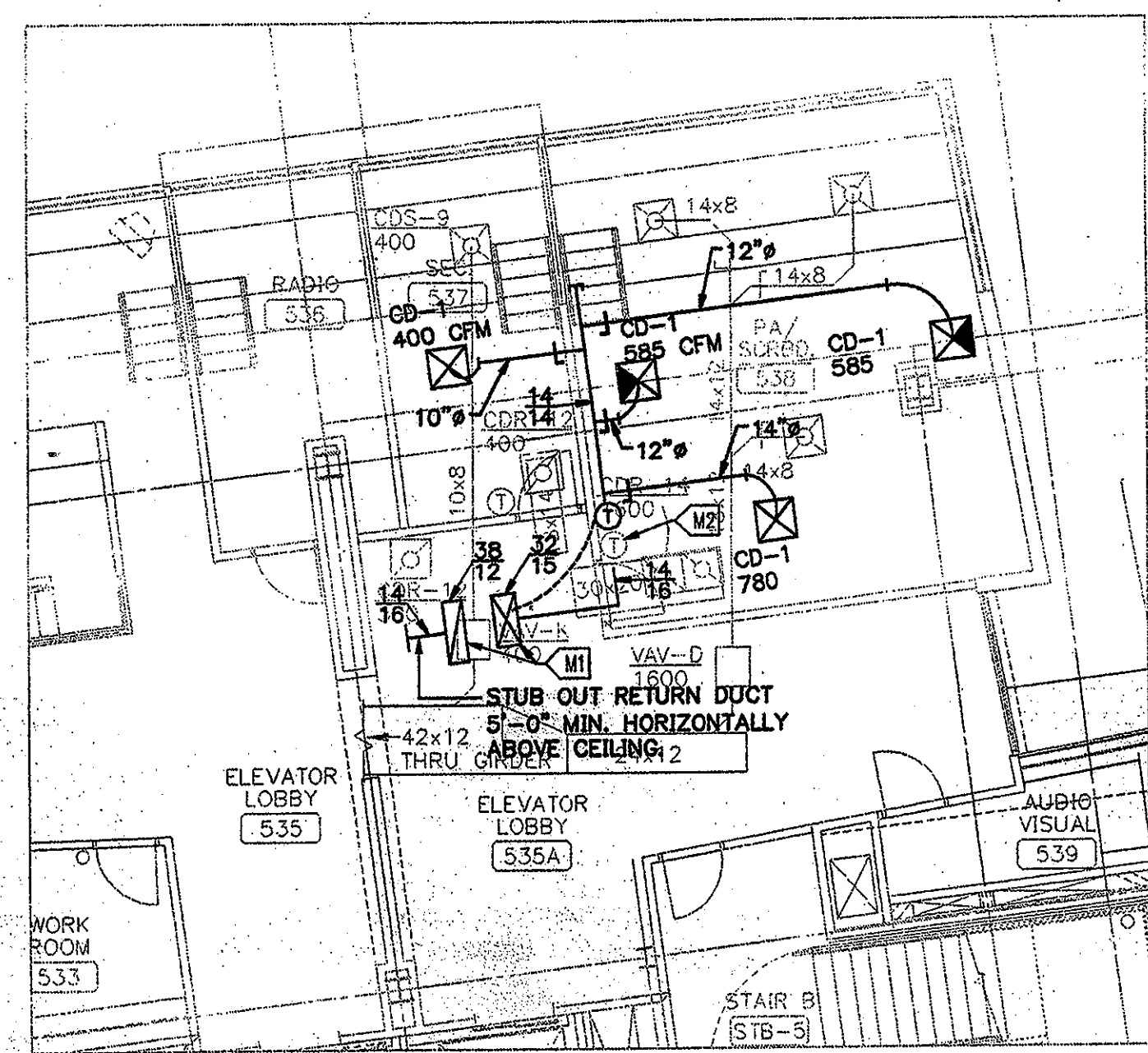
3 PARTIAL PHOTO DECK LEVEL, AREA A  
1/8"=1'-0"

VM06XRFA



2 PARTIAL PHOTO DECK LEVEL, AREA B  
1/8"=1'-0"

VM06XRFA



1 PARTIAL SUITE/PRESS LEVEL, AREA B  
1/8"=1'-0"

VM06XRFA

FLOOR PLAN NOTES:

- M1 SMOKE DETECTORS SHALL BE PROVIDED AND INSTALLED. COORDINATE WITH ELECTRICAL CONTRACTOR AND CONNECT TO FIRE ALARM SYSTEM AS REQUIRED.
- M2 THERMOSTAT LOCATION FOR RTU-107. SET POINT SHALL BE 4°F ABOVE SET POINT OF ADJACENT THERMOSTAT.
- M3 ROOFTOP AIR HANDLING UNIT "RTU-107" WITH 14" HIGH ROOF CURB FOR SLOPING ROOF. INSTALL PER MANUFACTURE AND STRUCTURAL ENGINEERS RECOMMENDATION.
- M4 EXISTING EXHAUST DUCT UP TO EXHAUST FAN EF-501 TO REMAIN.
- M5 EXISTING EXHAUST REGISTER SET FOR 1000 CFM. CONTRACTOR SHALL REBALANCE TO 920 CFM.
- M6 REMOVE EXISTING ELECTRIC UNIT HEATER EUH-20 AND RELOCATE AS SHOWN ON DRAWING.
- M7 NEW LOCATION FOR EUH-20 ELECTRIC UNIT HEATER. EXTEND ALL WIRE, CONDUIT, AND CONTROLS AS REQUIRED TO COMPLETE HOOK-UP.

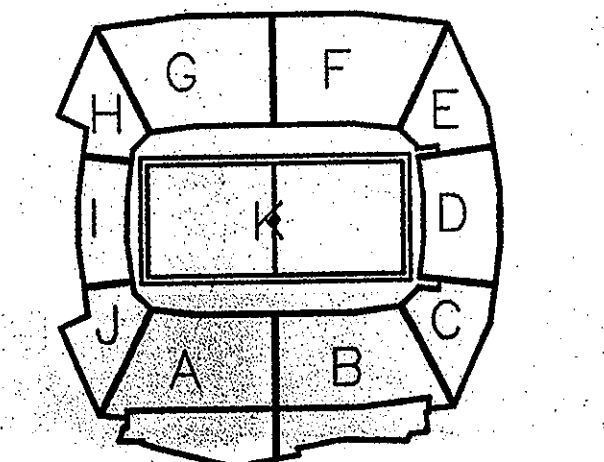
EQUIPMENT LIST:

- RTU-107 ROOFTOP AIR HANDLING UNIT (COOLING ONLY)  
CARRIER NO. 501FF007; 2400 CFM @ 1.5" E.S.P.; 78,200 BTUH GROSS COOLING CAPACITY, 57,600 BTUH SENSIBLE CAPACITY, 95°F AMBIENT TEMPERATURE, 80°F DB E.A.T., 67°F WB L.A.T., 67" WB L.A.T.; 480 VOLT, 3 PHASE, 60 HERTZ, 16.2 MCA, 20 AMP. MOCP., PROVIDE AND INSTALL LOW AMBIENT CONTROL ECONOMIZER, PROGRAMMABLE 7 DAY THERMOSTAT WITH LOCKING COVER, 14" HIGH ROOF CURB MINIMUM FOR SLOPING ROOF, DISCONNECT SWITCH FOR SINGLE POINT POWER CONNECTION AND 2" THROW-AWAY FILTERS. UNIT SHALL BE SEISMIC BRACED
- DUCTWORK PER SMACNA STANDARDS DESIGN. DIMENSIONS SHOWN ON DRAWINGS ARE CLEAR INSIDE DIMENSIONS. RECTANGULAR SUPPLY DUCTWORK CONTRACTOR SHALL ADD FOR DUCT LINER. DUCT LINER SHALL BE 1" THICK, 1 1/2 # DENSITY.  
ROUND SHEETMETAL SUPPLY DUCTWORK SHALL BE WRAPPED WITH 1 1/2" THICK DUCT WRAP WITH FOIL FACE. TAPE AND SEAL ALL JOINTS.  
RETURN AIR DUCTWORK SHALL BE INSULATED WITH 1 1/2" THICK DUCT WRAP WITH FOIL FACE. TAPE AND SEAL ALL JOINTS.  
FLEXIBLE DUCTWORK SHALL CONFORM TO UL 181 AS CLASS 1 FLEXIBLE AIR DUCT. ALSO COMPLY WITH NFPA 90A AND 90B. MAXIMUM ALLOWED LENGTH SHALL NOT EXCEED 5'-0". THIS DUCT IS NOT ACCEPTABLE FOR VAV BOX INLETS.
- GRILLES, DIFFUSERS AND REGISTERS  
CD-1 METAL AIRE NO. 5500S, TYPE 8 LAY-IN FRAME WITH ROUND NECK, OPPOSED BLADE DAMPER, STEEL DIFFUSER WITH WHITE FINISH.  
ER-1 METAL AIRE NO. RHD ALUMINUM WALL EXHAUST REGISTER WITH OPPOSED BLADE DAMPER.
- CONTROLS SETPOINT FOR RTU-107 SHALL BE 2°F ABOVE THAT OF THE VAV BOX THERMOSTAT FOR COOLING ONLY.

Revision	Date	No.
CCD #189	9-30-02	

THE STADIUM AT  
RENTSCHLER FIELD

- Owner  
State of Connecticut
- Architect  
Ellerbe Becket, Inc.  
905 West 17th Street, Suite 300  
Kansas City, MO 64112-1995  
Telephone: 816.561.4443  
Facsimile: 816.561.2863
- Structural Engineering  
BVH Integrated Services  
50 Griffin Road South  
Stamford, CT 06902  
Telephone: 860.286.9177  
Facsimile: 860.242.8336
- Mechanical/Electrical Engineering  
Diversified Technology Consultants  
556 Washington Ave.  
North Haven, CT 06473  
Telephone: 203.238.0200  
Facsimile: 203.234.7376
- Oil Engineering/Pipeline  
Fuss & O'Neill  
140 Hartford Road  
Manchester, CT 06040-2931  
Telephone: 860.646.2469  
Facsimile: 860.649.6213
- Code Analysis  
F P & C Consultants, Inc.  
9233 Ward Parkway, Suite 225  
Kansas City, MO 64114  
Telephone: 816.523.3377  
Facsimile: 816.523.8256
- Audio/Visual  
Pelton Marsh Kinsella  
1428 W. Woodloch Lane, Suite 400  
Dallas, TX 75247-4951  
Telephone: 214.688.7446  
Facsimile: 214.951.7408
- Security  
Safesecure Network  
171 Rock Brook Road  
New Milford, CT 06776  
Telephone: 860.354.7020  
Facsimile: 860.354.7020
- Landscaping Design  
The Bigelow Companies  
1575 Universal Avenue, Suite 156  
Kansas City, MO 64120  
Telephone: 816.483.5553  
Facsimile: 816.483.5510
- Geotechnical  
GZA GeoEnvironmental  
27 Main Road  
Vernon, CT 06066  
Telephone: 860.875.3655  
Facsimile: 860.872.2416
- Sports Turf  
Millennium Sports Technologies  
1829 W. Kettle Avenue  
Littleton, CO 80120-4402  
Telephone: 303.778.1440  
Facsimile: 303.778.2827
- Vertical Circulation  
Syska & Hennessy  
One Broadway, 8th Floor  
Cambridge, MA 02142  
Telephone: 617.577.9900  
Facsimile: 617.577.9191



ELLERBE BECKET




4600 Madison Avenue  
Suite 1000  
Kansas City, MO 64112  
816 561 4443

© 2002 Ellerbe Becket

SUITE/PRESS LEVEL - AREA 'B'  
POLICE SUITE - MECHANICAL

Scale 1/8"=1'-0"

Date: 30 SEPTEMBER 2002 Comm. No. 1013.0002.00  
In Charge: B. ELLIS CONSTRUCTION DOCUMENTS  
Drawn by: B. NORRIS  
Checked by: J. BAILEY



M110









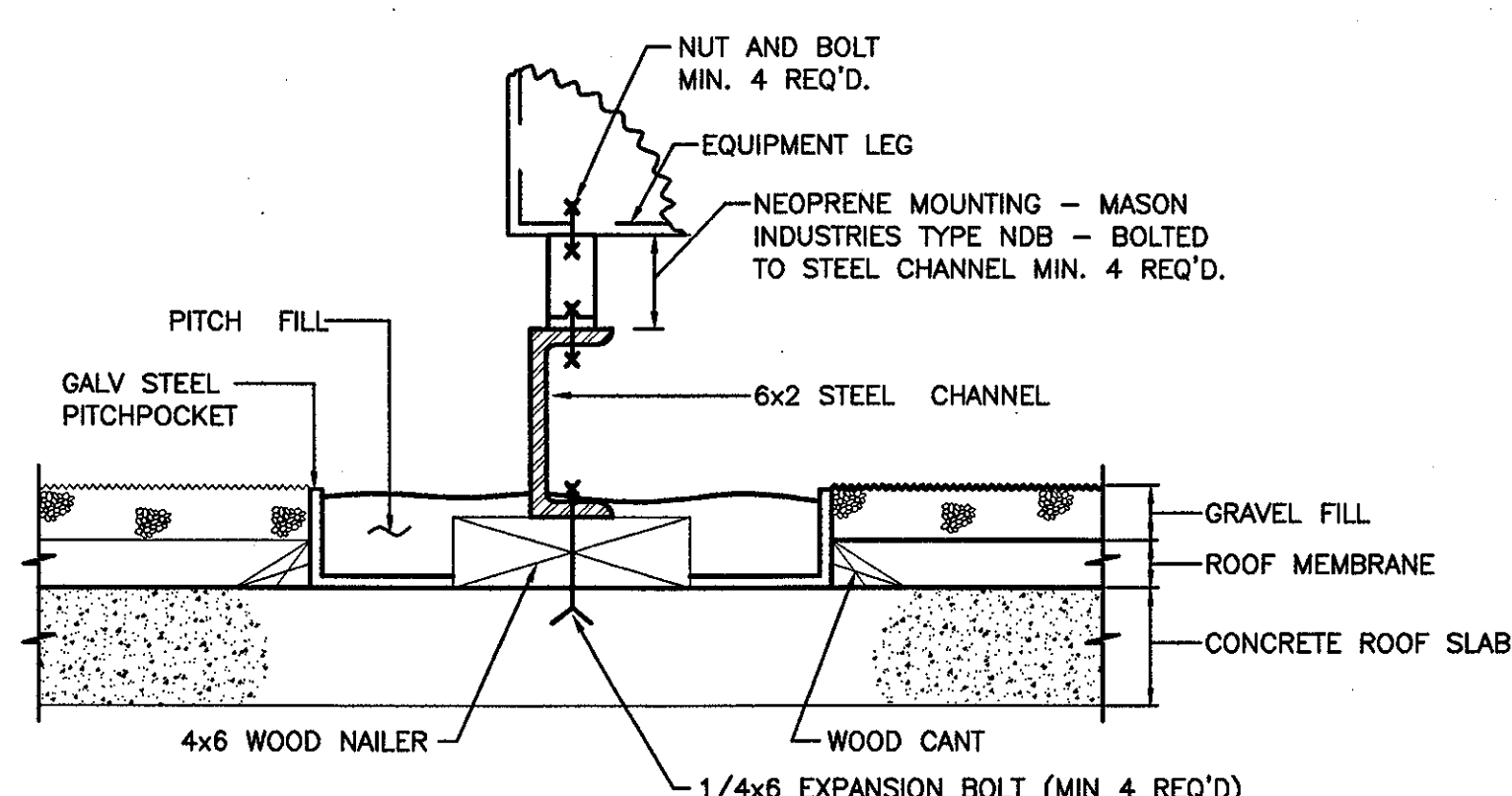




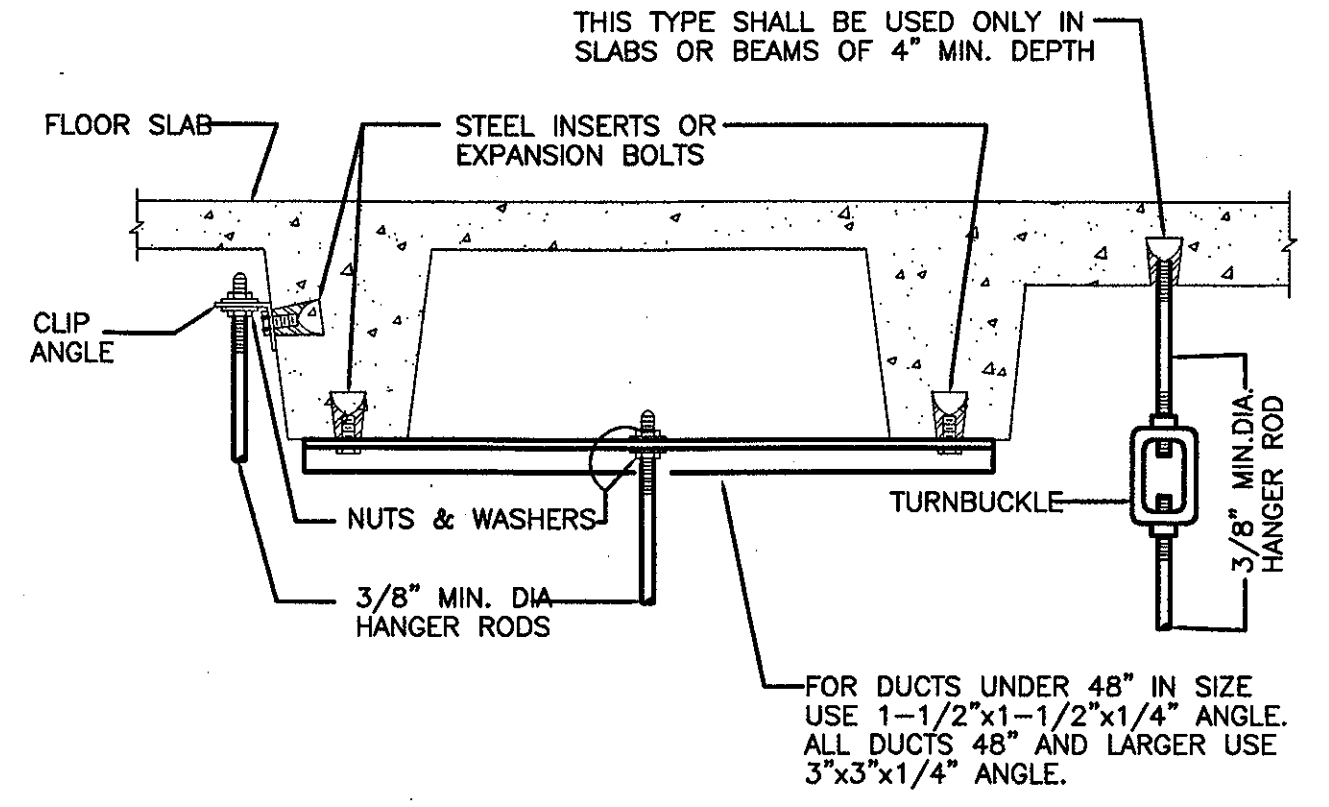




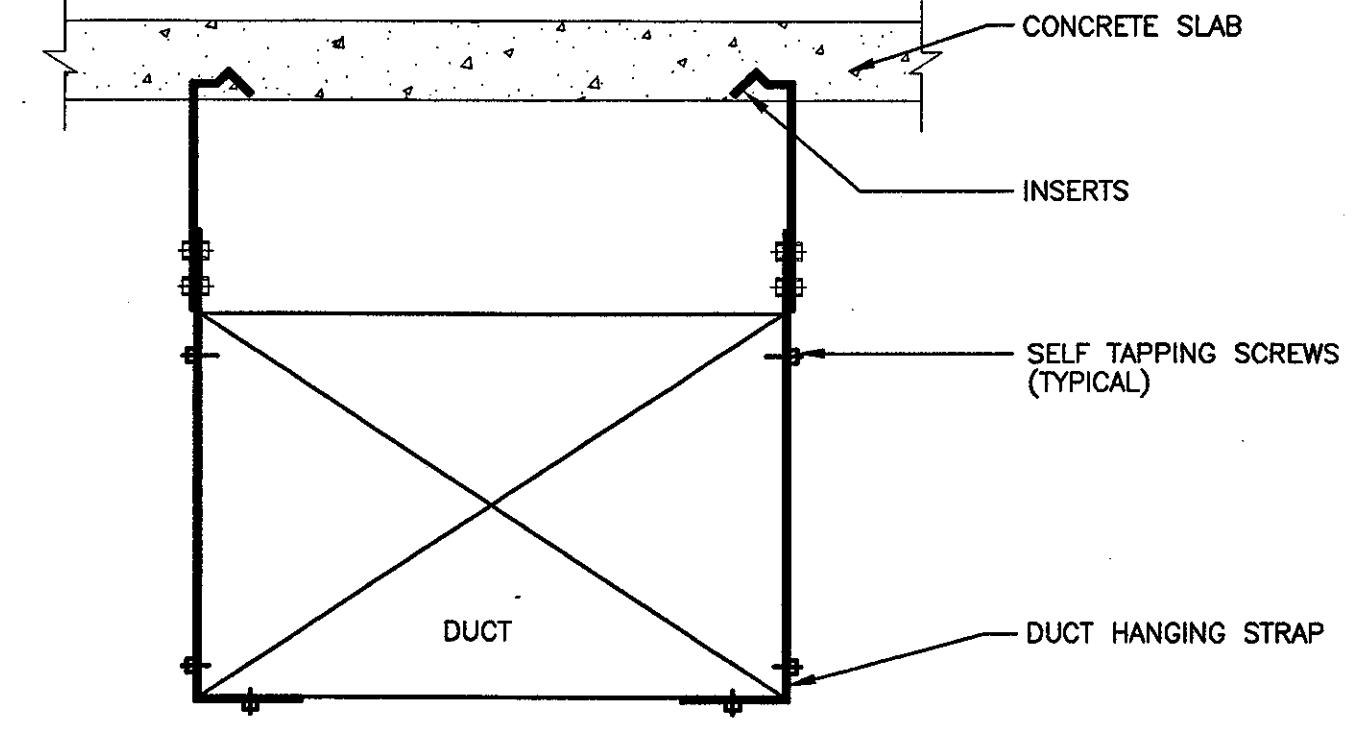




**EQUIPMENT LEG ANCHORING DETAIL**  
NOT TO SCALE

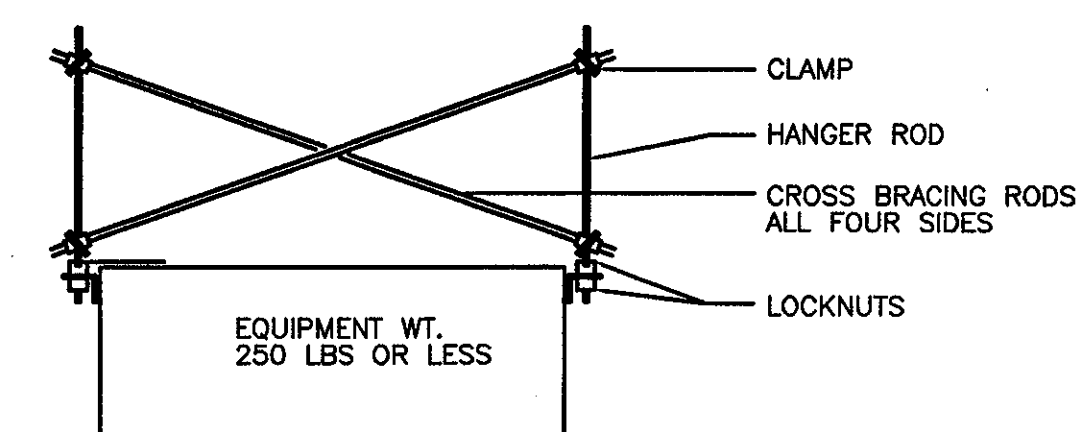


**TYPICAL METHOD OF SECURING HANGER RODS**  
NOT TO SCALE

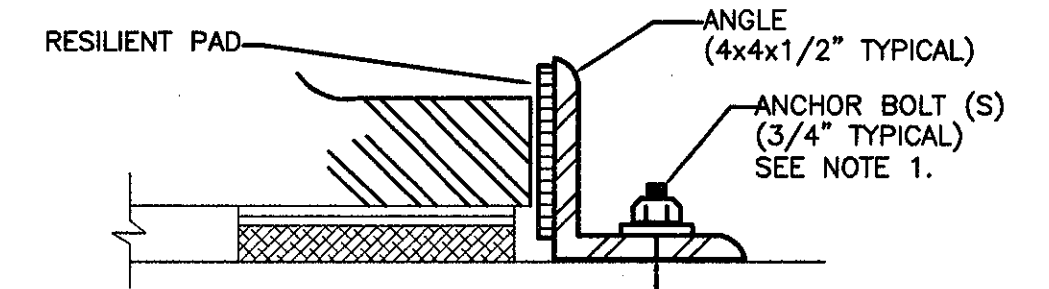


- SIZE BRACING AS FOLLOWS:  
FOR DUCTS WITH LARGER DIMENSION 25" TO 40"  
1" X 1" X 1/8" ANGLES  
FOR DUCTS WITH LARGER DIMENSION 41" TO 90"  
1-1/2" X 1-1/2" X 1/8" ANGLES  
ANGLES REQUIRED ON 4 SIDES
  - SUSPEND DUCTS WITH GALVANIZED BAND IRON STRAPS 1" X 1/8" SECURELY FASTENED TO THE SIDE OF THE DUCT. STRAPS SUPPORTING DUCTS WIDER THAN 48" SHALL BE TURNED UNDER BOTTOM OF DUCT AND FASTENED TO BOTTOM AND SIDES.
- | CROSS SECTIONAL AREA (SQ. FT.) | MAX. HANGER SPACING (FT.) |
|--------------------------------|---------------------------|
| UP TO 4                        | 6                         |
| OVER 4 NOT TO EXCEED 10        | 4                         |

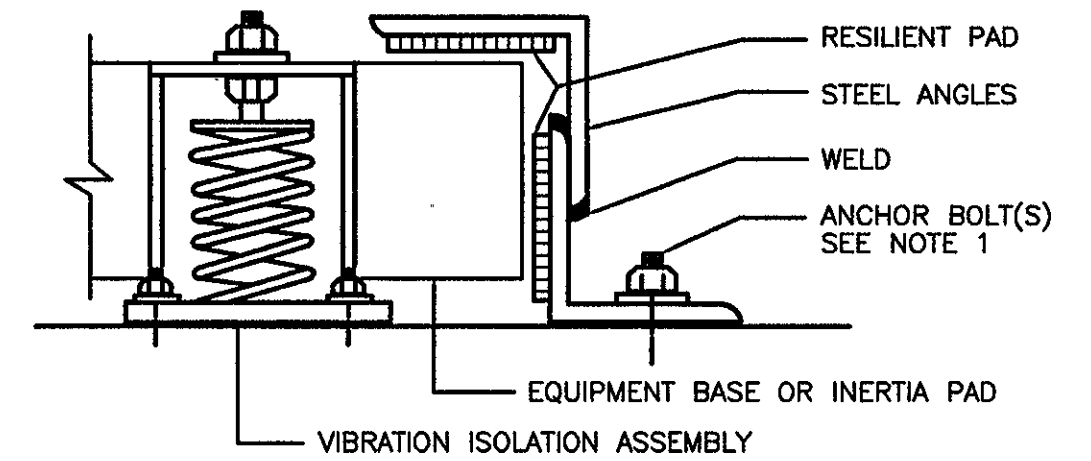
**DUCT HANGING DETAIL WITH CONCRETE INSERTS**  
NOT TO SCALE



**SEISMIC BRACING FOR LIGHT SUSPENDED EQUIPMENT**  
NOT TO SCALE

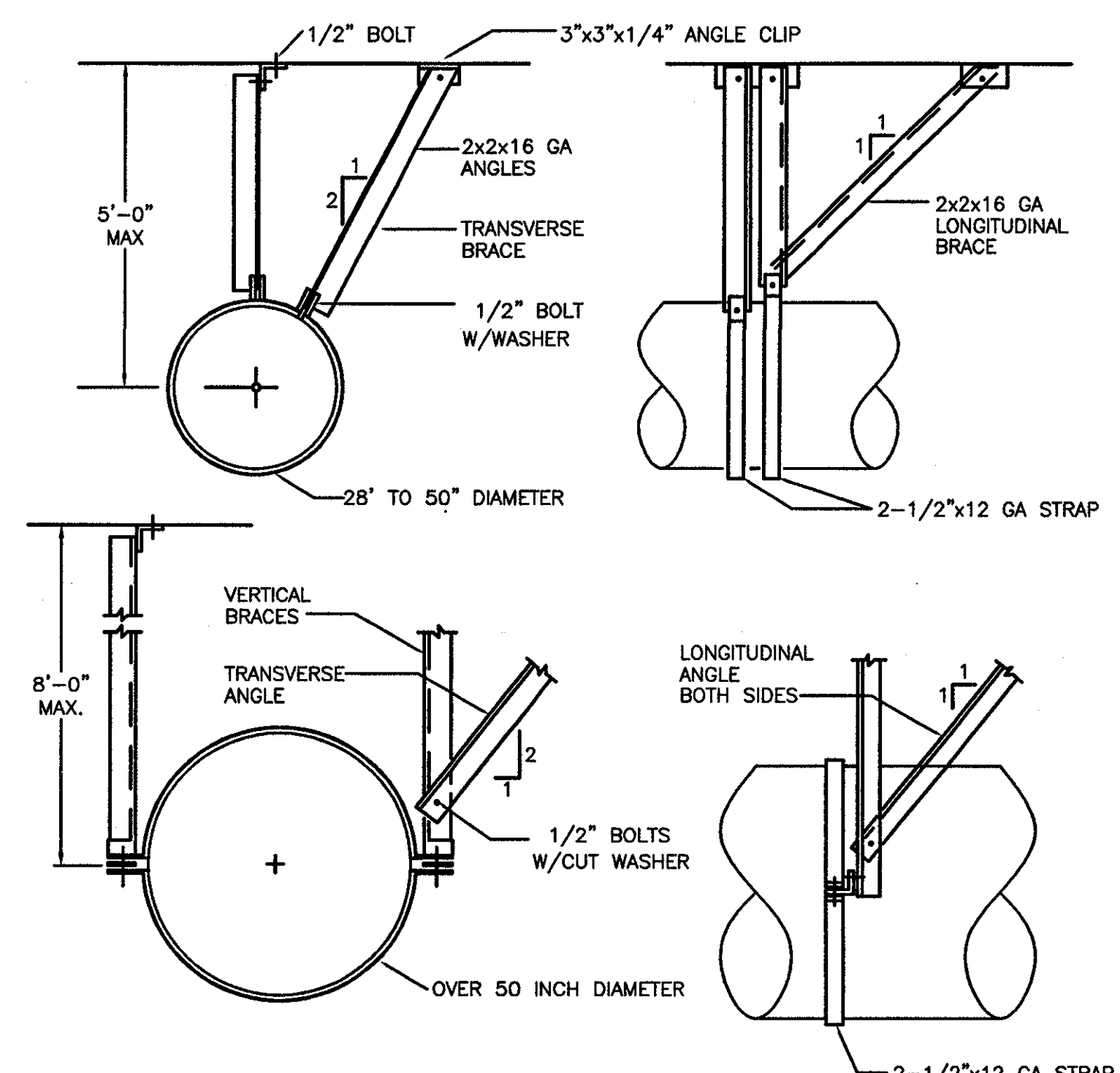


**SEISMIC BRACING FOR EQUIPMENT ON ISOLATION PAD OR SPRINGS WITH VERTICAL RESTRAINT**  
NOT TO SCALE



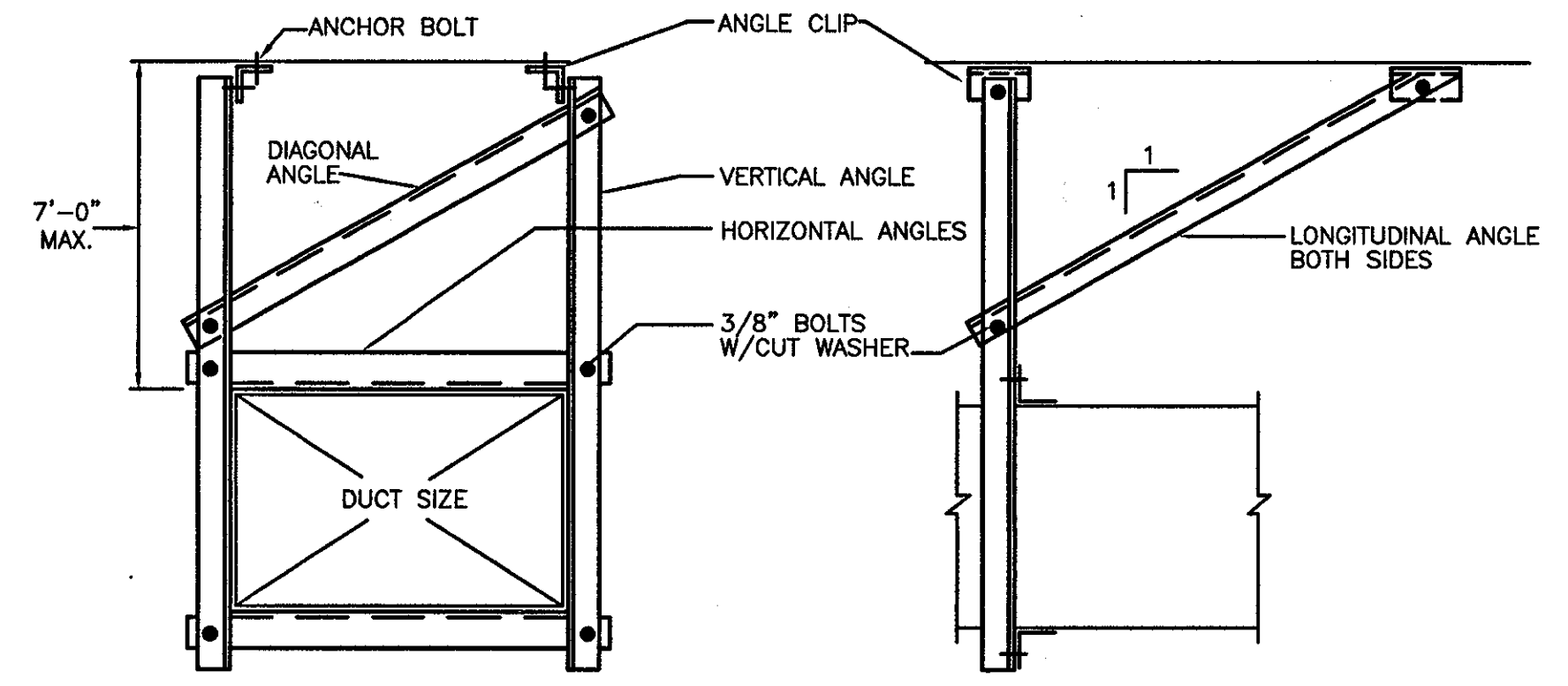
**SEISMIC BRACING FOR EQUIPMENT ON ISOLATION PAD OR SPRINGS WITH VERTICAL RESTRAINT**  
NOT TO SCALE

NOTE 1. SIZE ANCHOR BOLTS TO WITHSTAND LATERAL AND UPLIFTING LOADS. INSTALL ON ALL SIDES OF EQUIPMENT



**SEISMIC BRACING FOR ROUND/OVAL DUCTS**  
NOT TO SCALE

MAX. DIA.	ANGLE CLIP	CONC. ANCHOR OR INSERT
60"	5"x3" <sup>1</sup> / <sub>2</sub> "	2"
84"	5"x3" <sup>1</sup> / <sub>2</sub> "	5/8"



**SEISMIC BRACING FOR RECTANGULAR DUCTS**  
NOT TO SCALE

MAX. DUCT DIMENSION	BRACING ANGLES VERTICAL ALL OTHERS	ANGLE CLIP	CON. ANCHOR OR INSERT
UP TO 60"	4x4x12GA	4x3x16GA	3x3x1/4 1/2"
84"	4x4x1/4	4x4x12GA	4x4x1/2 5/8"
96"	5x3x1/4	4x4x12GA	4x4x1/2 5/8"

**THE STADIUM AT RENTSCHLER FIELD**

Owner: State of Connecticut  
 Architecture: Ellerbe Becket, Inc.  
 605 West 47th Street, Suite 200  
 Kansas City, MO 64113-9925  
 Telephone: 816.561.4443  
 Facsimile: 816.561.3863

Structural Engineering: BVH Integrated Services  
 50 Griffin Road South  
 Bloomfield, CT 06002  
 Telephone: 860.285.9171  
 Facsimile: 860.242.8236

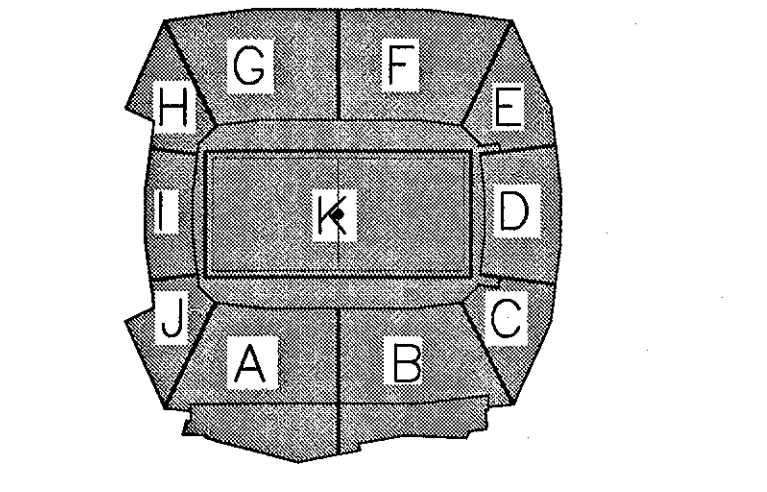
Mechanical/Electrical Engineering: DTC  
 556 Washington Ave  
 North Haven, CT 06473  
 Telephone: 203.235.4200  
 Facsimile: 203.234.7376

Civil Engineering/Traffic: Fuss & O'Neill  
 146 Hartford Road  
 Manchester, CT 06040-5921  
 Telephone: 860.486.2469  
 Facsimile: 860.483.8313

Code Analysis: F & C Consultants, Inc.  
 9233 West Parkway, Suite 225  
 Kansas City, MO 64114  
 Telephone: 816.523.3377  
 Facsimile: 816.523.8256

Audio/Visual: Pelton Marsh Kinsella  
 1420 W. Macdonald Lane, Suite 400  
 Dallas, TX 75247-4691  
 Telephone: 214.888.7444  
 Facsimile: 214.951.7468

THESE RECORD DOCUMENTS HAVE BEEN PREPARED BASED ON INFORMATION SUPPLIED TO THE ARCHITECT/ENGINEER BY OTHERS. THE ARCHITECT/ENGINEER HAS NOT INDEPENDENTLY VERIFIED THE INFORMATION AND DISCLAIMS RESPONSIBILITY FOR THE ACCURACY AND COMPLETENESS THEREOF. THESE DRAWINGS ARE FOR REFERENCE ONLY AND ARE NOT TO BE USED FOR CONSTRUCTION WITHOUT DRAWINGS AND CALCULATIONS SPECIFICALLY PREPARED FOR ANY INTENDED ADDITIONAL WORK.



**ELLERBE BECKET**

4600 Madison Avenue  
 Suite 1000  
 Kansas City, MO 64112  
 816 561 4443

© 2003 Ellerbe Becket

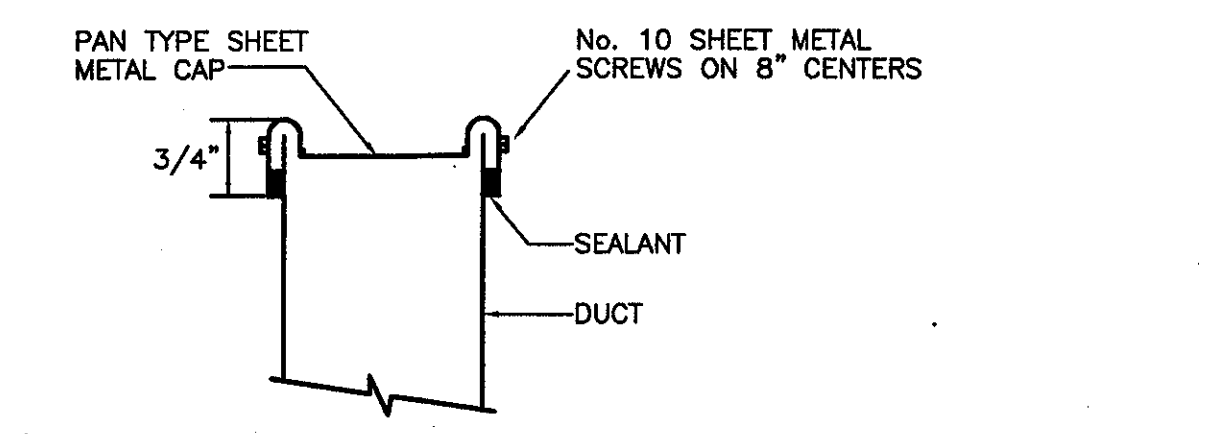
**MECHANICAL DETAILS SHEET 2**

Scale AS NOTED

Date 08.30.03 Comm. No. 1013.0002.00  
 In Charge FP RECORD DOCUMENTS  
 Drawn By DB  
 Checked By LS

**M203**

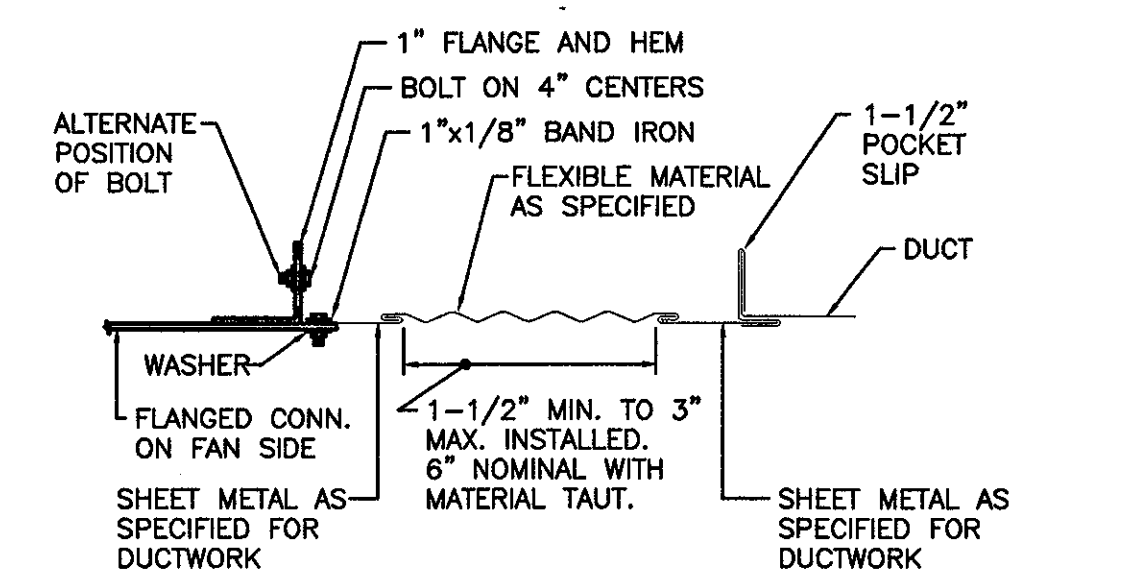




NOTES:  
1. EXTEND AND PATCH INSULATION TO COVER CAP ON EXISTING INSULATED DUCTS.  
2. PROVIDE DUCT LINING ON CAP ON EXISTING LINED DUCTS.

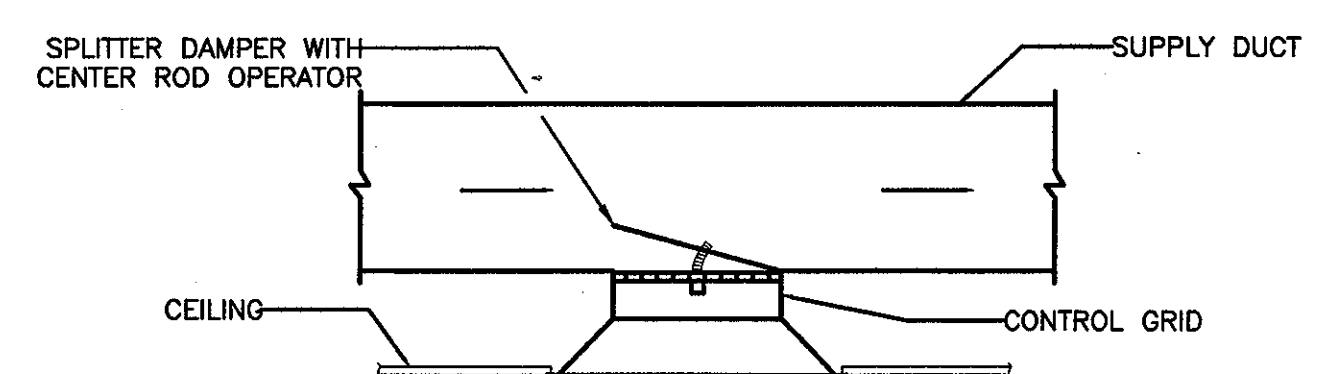
**DUCT CAPPING DETAIL**

NOT TO SCALE

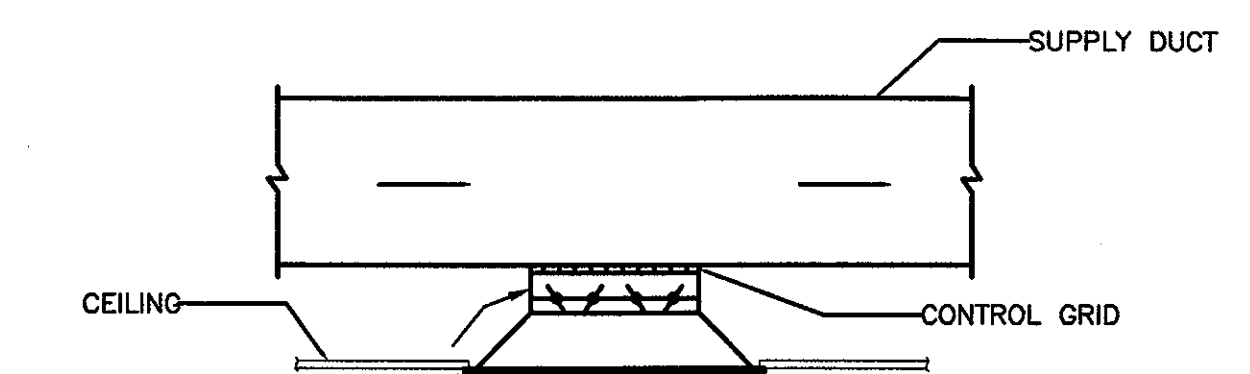


**RECTANGULAR FLEXIBLE CONNECTION**

NOT TO SCALE



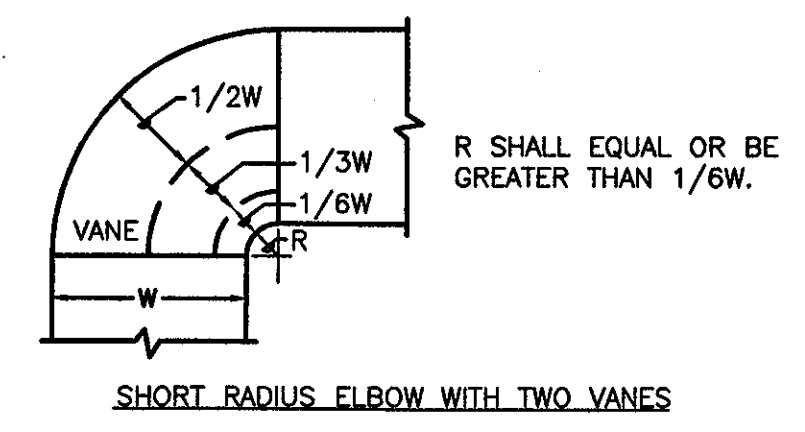
**ROUND NECK CEILING DIFFUSER TAKE-OFF**



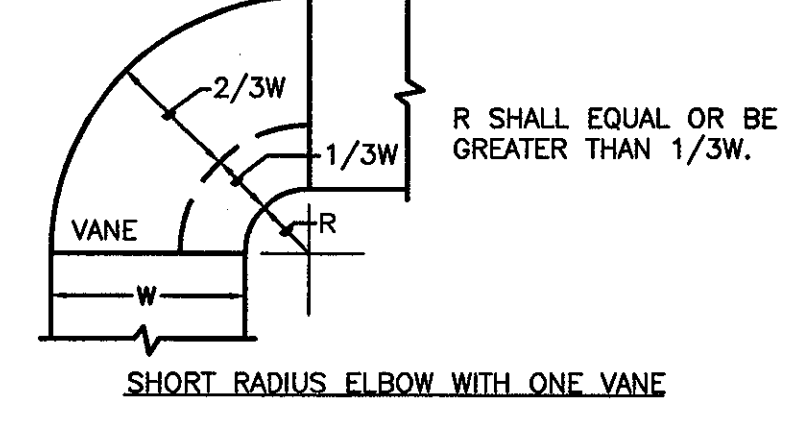
**CEILING DIFFUSER TAKE-OFFS**

NOT TO SCALE

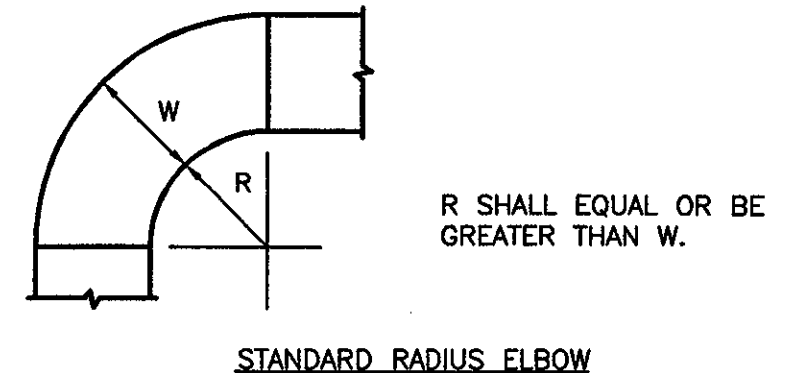
DESIGNERS NOTE: FOR ROUND NECK CEILING DIFFUSERS USE SPLITTER DAMPER ONLY WHEN SPACE BETWEEN BOTTOM OF DUCT AND CEILING DOES NOT PERMIT INSTALLATION OF OPPOSED BLADE VOLUME DAMPER. WHEN BOTH SPLITTER DAMPER AND OPPOSED BLADE VOLUME DAMPERS ARE REQUIRED, INDICATE ON FLOOR PLANS WHERE SPLITTER DAMPER VOLUME CONTROL IS REQUIRED.



**SHORT RADIUS ELBOW WITH TWO VANES**



**SHORT RADIUS ELBOW WITH ONE VANE**

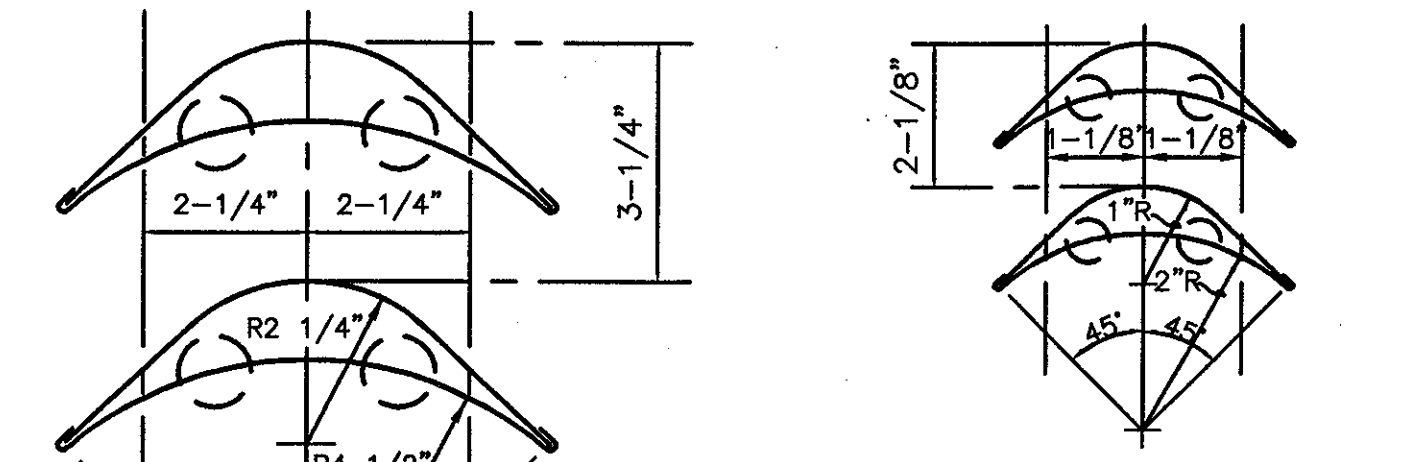


**STANDARD RADIUS ELBOW**

**RADIUS ELBOWS**


NOT TO SCALE

NOTES:  
1. THE INTERIOR SURFACE OF ALL RADIUS ELBOWS SHALL BE MADE ROUND.  
2. ALL STANDARD RADIUS ELBOWS SHOWN ON PLANS MAY BE MADE SHORT RADIUS ELBOWS. ALL SHORT RADIUS ELBOWS SHALL HAVE VANES. VANES SHALL BE CONSTRUCTED, SUPPORTED AND FASTENED AS RECOMMENDED BY SMACNA.



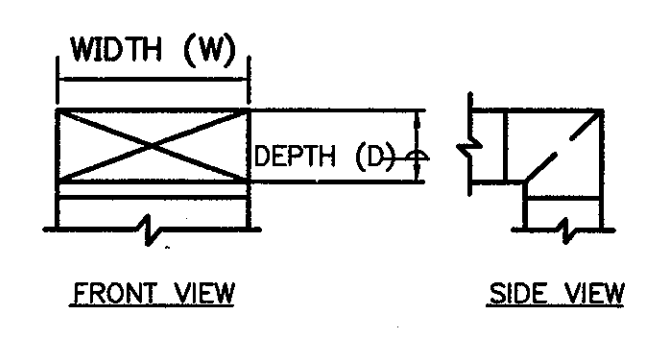
**SMALL DOUBLE VANE ELBOW**

USE FOR ELBOWS UP TO 36" IN WIDTH AND/OR DEPTH



**LARGE DOUBLE VANE ELBOW**

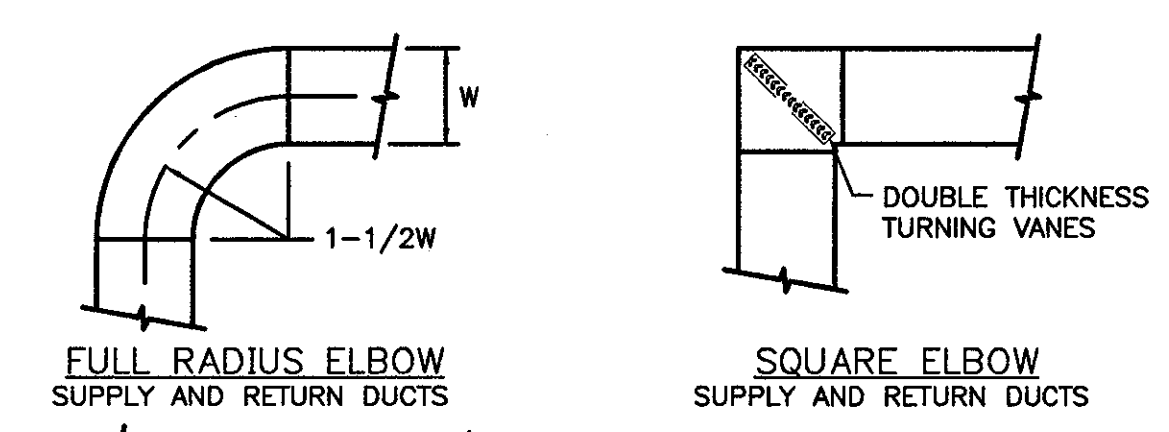
USE FOR ELBOWS 36" OR WIDER AND ANY DEPTH



**SQUARE OR RECTANGULAR ELBOWS**

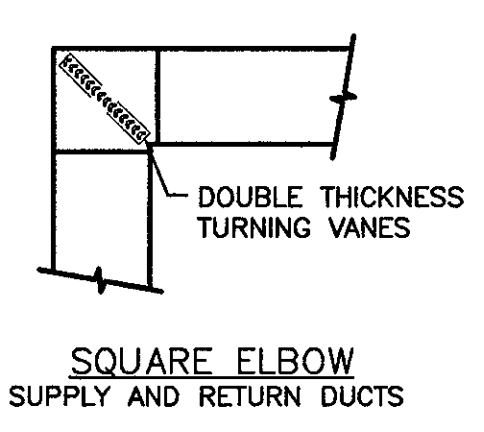
NOT TO SCALE

NOTES:  
1. ALL SQUARE OR RECTANGULAR ELBOWS SHALL HAVE ONE OF TWO TYPES OF TURNING VANES SHOWN ABOVE. SINGLE VANE ELBOWS WILL NOT BE PERMITTED.  
2. VANES SHALL BE CONSTRUCTED, SUPPORTED AND FASTENED AS RECOMMENDED BY SMACNA.  
3. ALL SQUARE OR RECTANGULAR ELBOWS SHOWN ON PLANS FOR EXHAUST OR RETURN DUCT MAY BE MADE RADIUS ELBOWS PROVIDED SPACE PERMITS RADIUS INSTALLATION.  
4. ALL SQUARE OR RECTANGULAR ELBOWS SHOWN ON PLANS FOR SUPPLY DUCT MAY BE RADIUS ELBOWS PROVIDED SPACE PERMITS RADIUS INSTALLATION AND/OR THERE IS AN OUTLET OR TAKE-OFF WITHIN 5D ON THE DOWNSTREAM SIDE OF THE ELBOW.



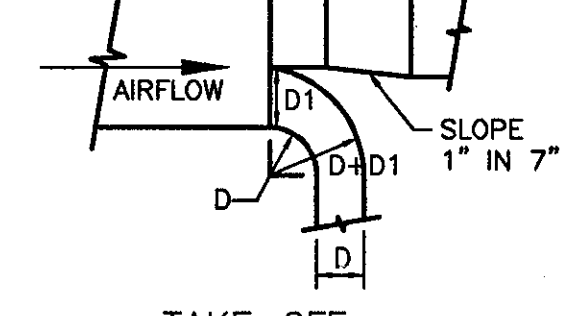
**FULL RADIUS ELBOW**

SUPPLY AND RETURN DUCTS

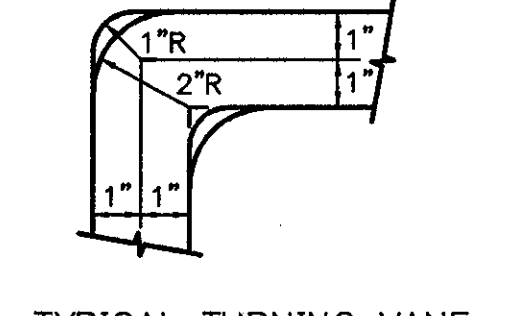


**SQUARE ELBOW**

SUPPLY AND RETURN DUCTS

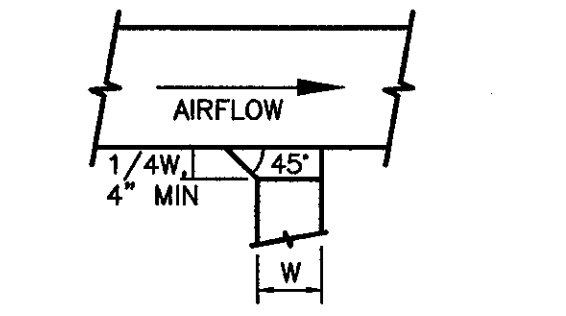


**TAKE-OFF SUPPLY DUCTS ONLY**

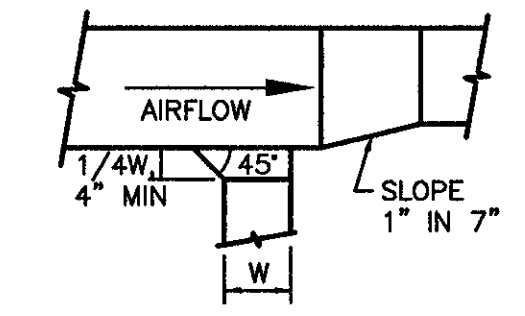


**TYPICAL TURNING VANE**

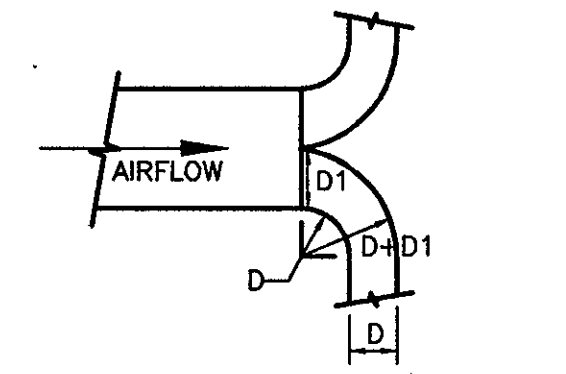
SUPPLY AND RETURN DUCTS



**TAKE-OFFS SUPPLY DUCTS ONLY**

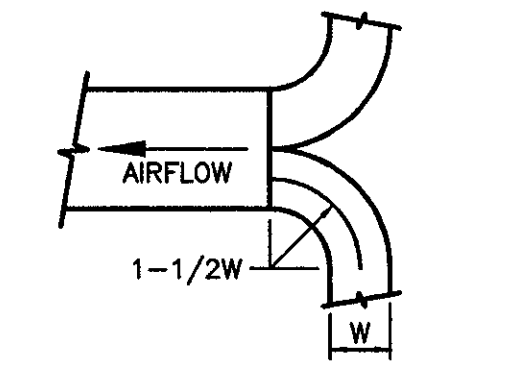


**TAKE-OFFS RETURN DUCTS ONLY**



**LONG RADIUS TEE**

SUPPLY DUCTS ONLY

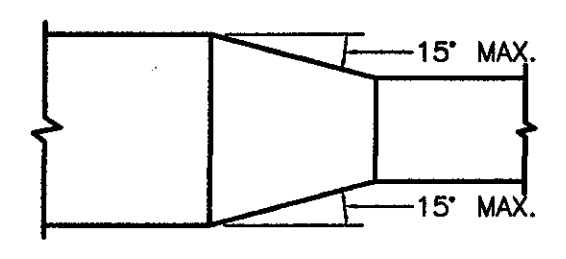


**LONG RADIUS TEE**

RETURN DUCTS ONLY

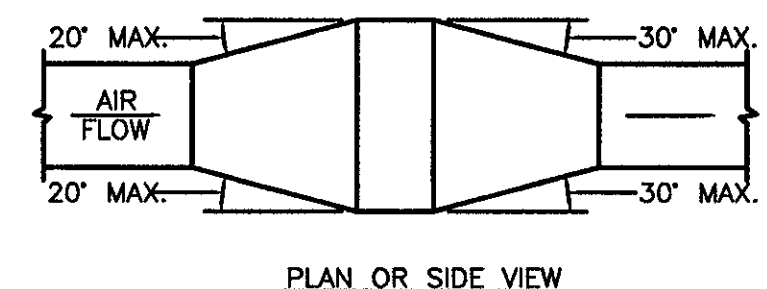
**TYPICAL DUCT DETAILS**

N.T.S.



**DUCT TRANSITION**

NOT TO SCALE

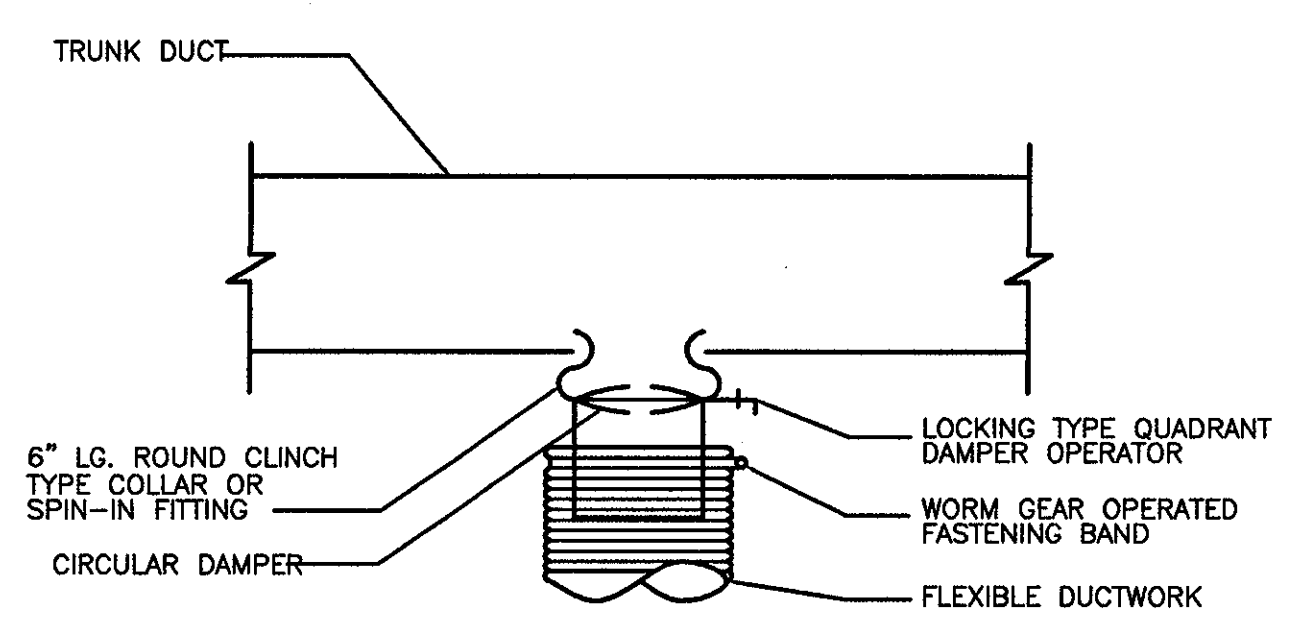


**DUCT TRANSFORMATION**

WITH EQUIPMENT IN DUCT

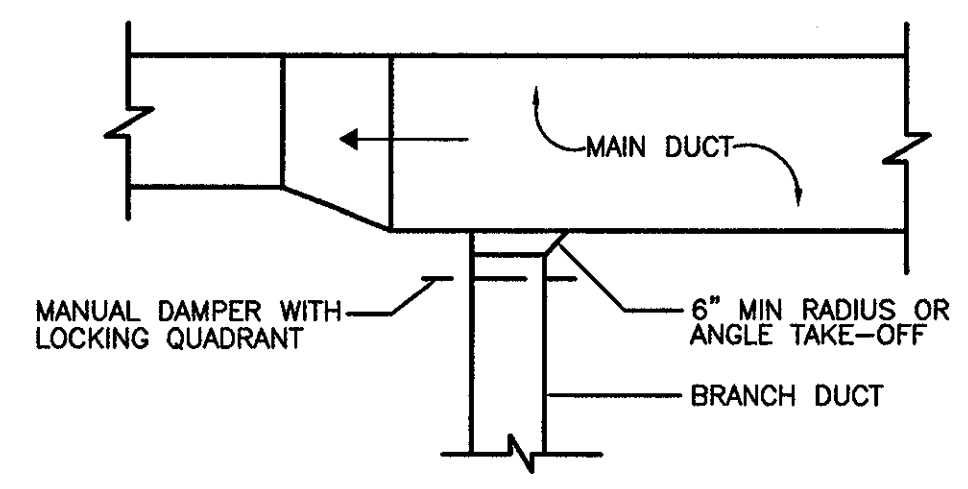
NOT TO SCALE

NOTE: UNLESS OTHERWISE INDICATED ON PLANS, MAXIMUM ANGLES SHOWN SHALL APPLY.  
DESIGNERS NOTE: WHEN SPACE DOES NOT PERMIT ANGLES SHOWN ABOVE, DESIGNER SHOULD SHOW MAXIMUM ALLOWABLE ANGLE ON PLANS.



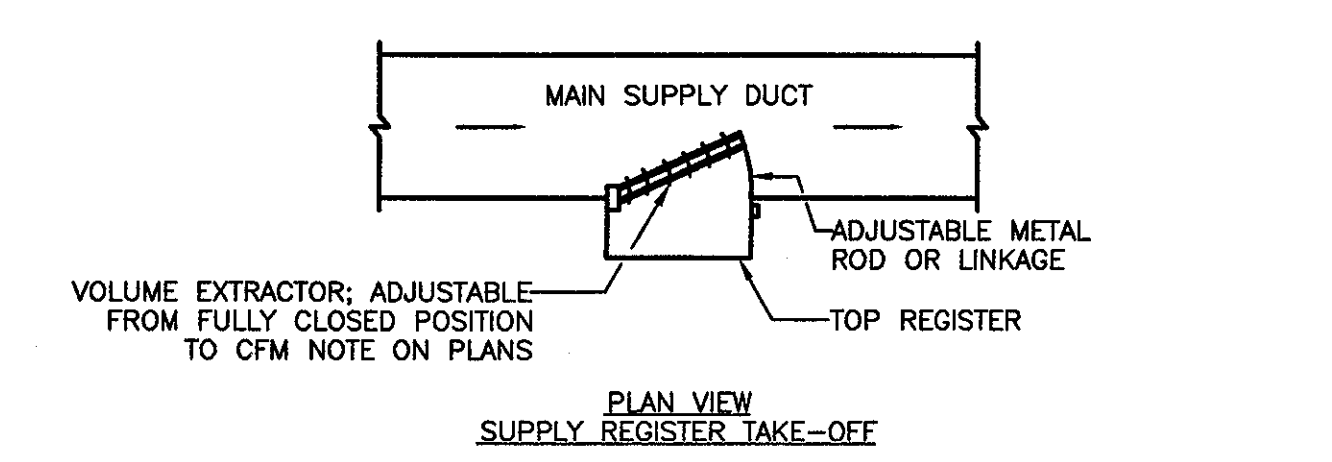
**FLEXIBLE DUCT CONNECTION TO MAIN DUCTS**

NOT TO SCALE



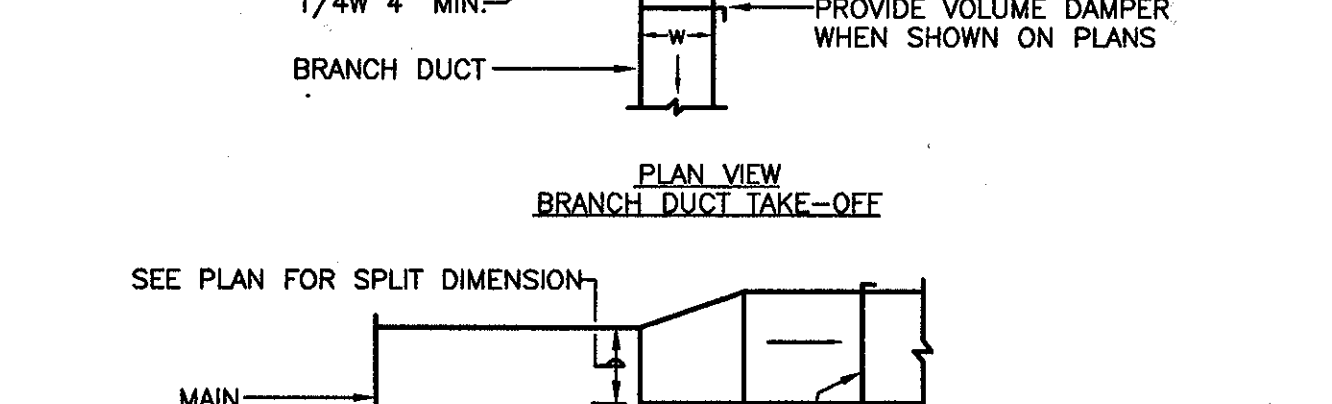
**BRANCH DUCT TO MAIN DUCT CONNECTION**

NOT TO SCALE



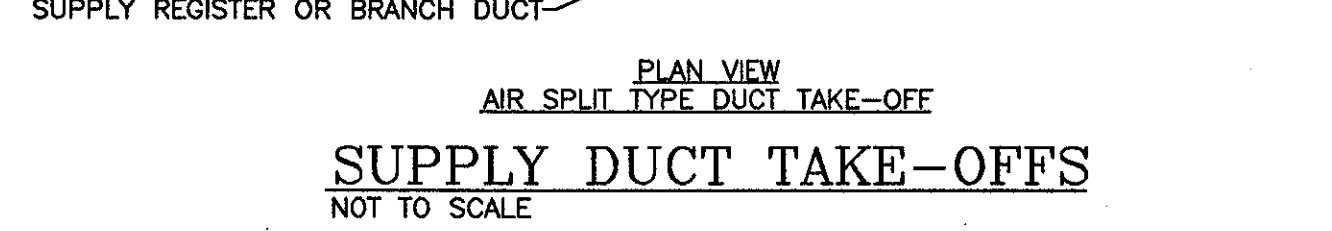
**SUPPLY REGISTER TAKE-OFF**

NOT TO SCALE



**BRANCH DUCT TAKE-OFF**

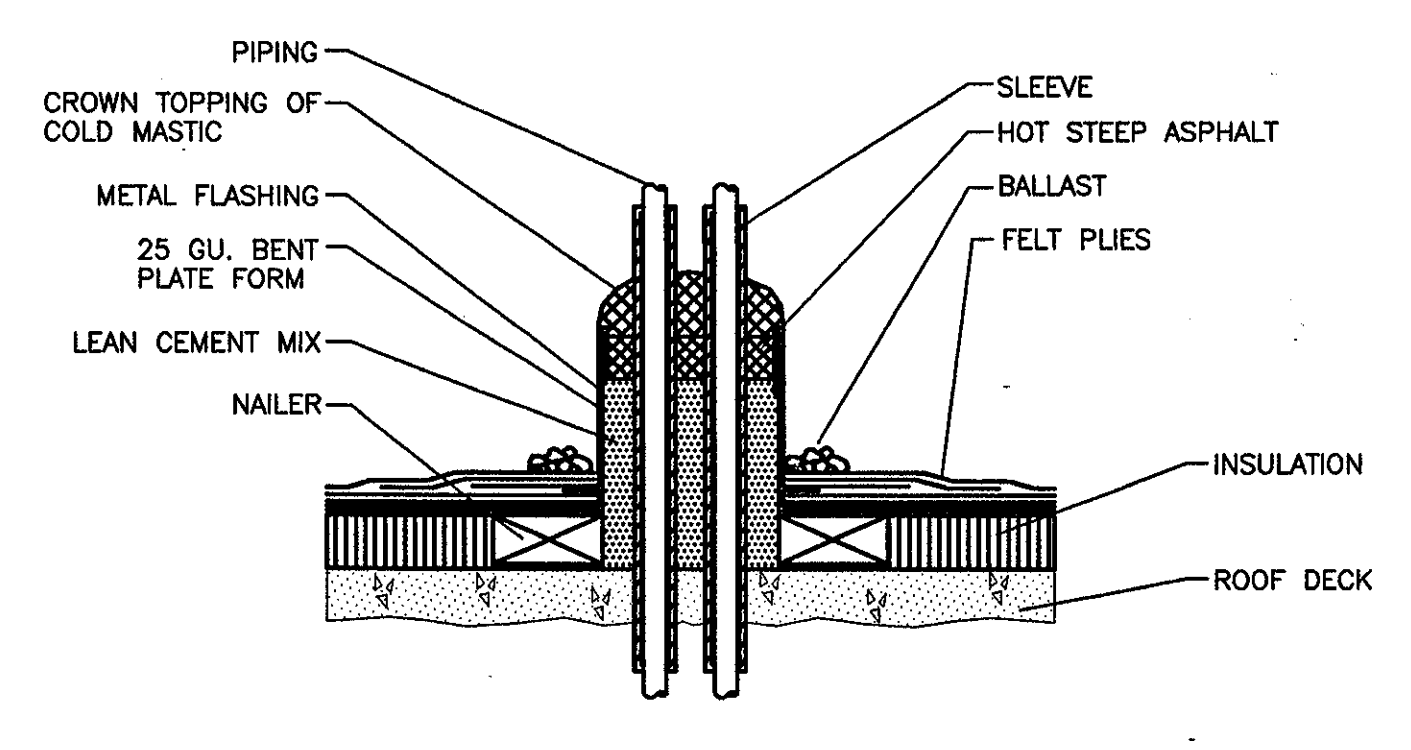
NOT TO SCALE



**AIR SPLIT TYPE DUCT TAKE-OFF**

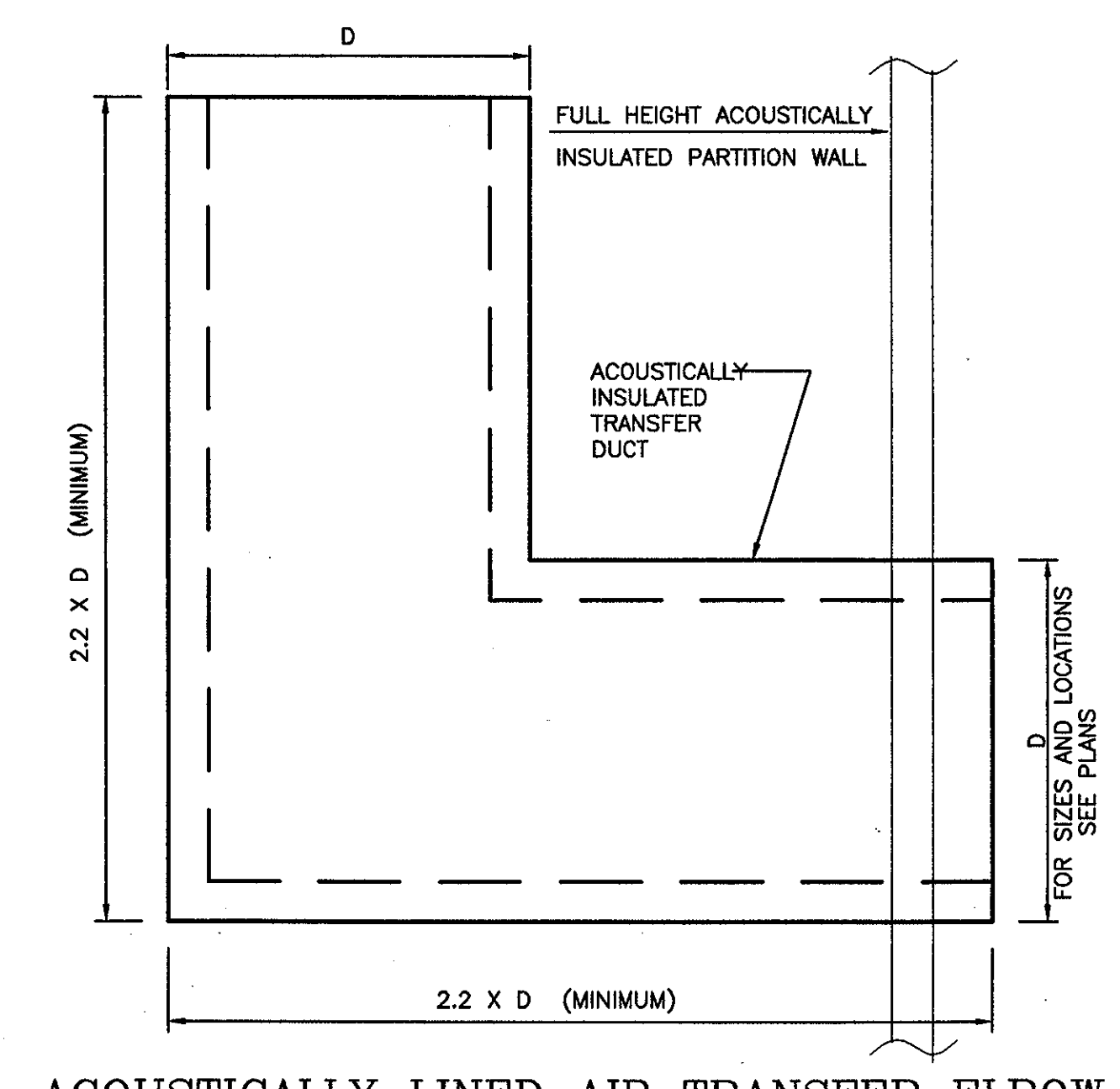
NOT TO SCALE

DESIGNERS NOTE: THE SUPPLY REGISTER TAKE-OFF MAY BE USED FOR UP TO 25% OF THE MAIN DUCT CFM. THE BRANCH DUCT TAKE-OFF MAY BE USED FOR UP TO 15% OF THE MAIN DUCT CFM ANY TIME AND UP TO 40% WHEN THE MAIN DUCT VELOCITY IS 1000 FPM OR LESS. THE AIR SPLIT TYPE DUCT TAKE-OFF SHALL BE USED IN ALL OTHER CASES AND MAY BE USED AT ANYTIME.



**PIPING THROUGH ROOF**

NO SCALE



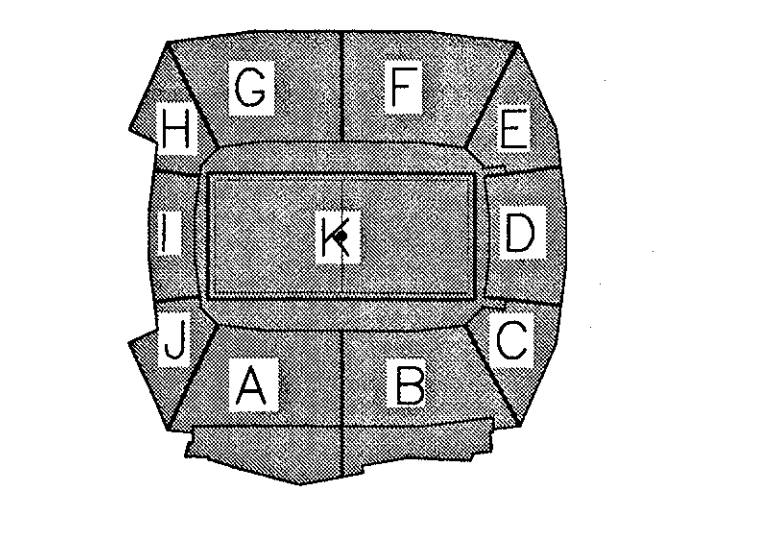
**ACOUSTICALLY LINED AIR TRANSFER ELBOW**

N.T.S.

**THE STADIUM AT RENTSCHLER FIELD**

<p>Owner <b>State of Connecticut</b></p>	
<p>Architecture <b>Ellerbe Becket, Inc.</b> 805 West 47th Street, Suite 200 Kansas City, MO 64112-1905 Telephone: 816.561.4443 Facsimile: 816.561.2863</p>	<p>Landscape Design <b>CR3</b> 571 Hopedale Street Stamford, CT 06907 Telephone: 860.658.1988 Facsimile: 860.658.1217</p>
<p>Structural Engineering <b>BVH Integrated Services</b> 50 Griffin Road South Bloomfield, CT 06002 Telephone: 860.262.9171 Facsimile: 860.242.8236</p>	<p>Roof Service <b>The Bigelow Companies</b> 1975 Universal Avenue, Suite 156 Kansas City, MO 64120 Telephone: 816.483.5553 Facsimile: 816.483.5510</p>
<p>Mechanical/Electrical Engineering <b>DTC</b> 580 Washington Ave North Haven, CT 06473 Telephone: 203.298.4200 Facsimile: 203.294.7916</p>	<p>Geotechnical <b>GZA GeoEnvironmental</b> 37 Main Road Vernon, CT 06066 Telephone: 860.875.7655 Facsimile: 860.873.2416</p>
<p>Civil Engineering/Traffic <b>Fuss &amp; O'Neill</b> 146 Hartford Road Middletown, CT 06455-5021 Telephone: 860.646.2469 Facsimile: 860.643.6313</p>	<p>Security <b>Secure Network</b> 17 E Buck Road New Milford, CT 06776 Telephone: 860.354.7020 Facsimile: 860.354.7020</p>
<p>Code Analysis <b>F P &amp; C Consultants, Inc.</b> 3233 West Parkway, Suite 225 Kansas City, MO 64114 Telephone: 816.523.3377 Facsimile: 816.523.8256</p>	<p>Vertical Circulation <b>Syska &amp; Hennessy</b> One Building, 26th Floor Cambridge, MA 02142 Telephone: 617.577.9900 Facsimile: 617.577.9191</p>
<p>Acoustical <b>Pelton Marsh Kinsella</b> 1420 W. Woodbridge Lane, Suite 400 Dallas, TX 75247-4691 Telephone: 214.688.7444 Facsimile: 214.951.7408</p>	<p>Sports Turf <b>MST</b> 1893 W. 165th Avenue Littleton, CO 80120-4482 Telephone: 303.732.1440 Facsimile: 303.732.2627</p>

THESE RECORD DOCUMENTS HAVE BEEN PREPARED BASED ON INFORMATION SUPPLIED TO THE ARCHITECT/ENGINEER BY OTHERS. THE ARCHITECT/ENGINEER HAS NOT INDEPENDENTLY VERIFIED THE INFORMATION AND DISCLAIMS RESPONSIBILITY FOR THE ACCURACY AND COMPLETENESS THEREOF. THESE DRAWINGS ARE FOR REFERENCE ONLY AND ARE NOT TO BE USED FOR CONSTRUCTION WITHOUT DRAWINGS AND CALCULATIONS SPECIFICALLY PREPARED FOR ANY INTENDED ADDITIONAL WORK.



**ELLERBE BECKET**

4600 Madison Avenue  
Suite 1000  
Kansas City, MO 64112  
816 561 4443

Ellerbe Becket, Inc.

© 2003 Ellerbe Becket

**MECHANICAL DETAILS SHEET 3**

Scale AS NOTED

Date 08.30.03 Comm. No. 1013.0002.00  
In Charge FP **RECORD DOCUMENTS**  
Drawn By DB  
Checked By LS **M204**



Revision	Date	No.
△ CCD-112/RFI-754	4/08/2002	
△ ASI 109	2/21/2002	
△ CCD-101/RFI-604	2/21/2002	
△ CCD-057/RFI-537	12/07/2001	

### FAN SCHEDULE

MARK	MFR	MODEL	CFM	SP	RPM	HP	ELECT	DRIVE	TYPE	WEIGHT (LBS)	AREA SERVED	DAMPERS	REMARKS
EF-101	LOREN COOK	ACRU-B 300R11B	13595	.375	860	7 1/2	460V/3PH	BELT	ROOF CENT. DN. BLAST	300	HOME TEAM LOCKERS	MOTORIZED DAMPER	INTERLOCK WITH AHU-201; PROVIDE CURB EXTENSION
EF-102		ACRU 225R 9B	6780	.375	1100	3	460V/3PH	BELT	ROOF CENT. UP BLAST	220	VISITORS LOCKERS	MOTORIZED DAMPER	INTERLOCK WITH AHU-202; PROVIDE CURB EXTENSION
EF-103		ACRU 210R 9B	6390	.375	1177	3	460V/3PH	BELT	ROOF CENT. UP BLAST	200	VISITORS LOCKERS	MOTORIZED DAMPER	INTERLOCK WITH AHU-203
EF-104		GC-180	240	.5	1500	.01	115V/1PH	DIRECT	CEILING FAN W/GRILLE	15	ELECTRICAL ROOM 125B	INTEGRAL BACKDRAFT	THERMOSTAT CONTROLLED
EF-105		GC-140	110	.5	1500	.01	115V/1PH	DIRECT	CEILING FAN W/GRILLE	15	EJECTOR PIT ROOM 125C	INTEGRAL BACKDRAFT	CONTINUOUS OPERATION
EF-106		120SQN-B	2050	.5	2237	1 1/2	460V/3PH	BELT	IN-LINE	100	HALLWAY VENTILATION	MOTORIZED DAMPER	
EF-107		120SQN-B	1750	.6	2017	3/4	460V/3PH	BELT	IN-LINE	100	TRASH ROOM	MOTORIZED DAMPER	CONTINUOUS OPERATION
EF-108		120SQN-B	1290	.6	2591	2	460V/3PH	BELT	IN-LINE	100	LOADING DOCK	MOTORIZED DAMPER	TIME SCHEDULED
EF-109		120SQN-B	1715	.5	1942	3/4	460V/3PH	BELT	IN-LINE	100	LOCKER ROOMS	MOTORIZED DAMPER	INTERLOCK WITH LIGHTING
EF-110		100SQN-B	1500	.5	2950	1	460V/3PH	BELT	IN-LINE	80	ELECTRICAL ROOM	MOTORIZED DAMPER	THERMOSTAT CONTROLLED
EF-111		135SQN-B	2800	.6	2775	2	460V/3PH	BELT	IN-LINE	100	HALLWAY VENTILATION	MOTORIZED DAMPER	
EF-112		60SQN-B	400	.5	3520	1	460V/3PH	BELT	IN-LINE	80	EMERGENCY ELECTRICAL ROOM	MOTORIZED DAMPER	THERMOSTAT CONTROLLED
EF-113		70SQN-B	695	.4	3821	1	460V/3PH	BELT	IN-LINE EXPLOSION PROOF	80	FIELD EQUIPMENT STORAGE 114	MOTORIZED DAMPER	SPARK PROOF FAN, INTERLOCK WITH AHU-204
EF-114		ACE-B 120C 4B	2695	.6	1487	1	460V/3PH	BELT	ROOF CENT. DN. BLAST	70	KITCHEN AREA LOCKERS & TOILETS	MOTORIZED DAMPER	TIME SCHEDULED
EF-115		ACE-B 135C 5B	2000	.5	1512	1/2	460V/3PH	BELT	ROOF CENT. DN. BLAST	60	MECHANICAL ELECTRICAL ROOM 101	MOTORIZED DAMPER	THERMOSTAT CONTROLLED
EF-116		ACE-B 80C 2B	500	.5	1571	1/4	115V/1PH	BELT	ROOF CENT. DN. BLAST	55	ELECTRICAL ROOM 101A	MOTORIZED DAMPER	THERMOSTAT CONTROLLED
EF-117		GC-140	100	.4	1500	.01	115V/1PH	DIRECT	CEILING FAN W/GRILLE	15	TOILET 121C	INTEGRAL BACKDRAFT	INTERLOCK WITH LIGHTING
EF-118		APD 24PBDA	1940	.25	860	1/4	115V/1PH	DIRECT	WALL MOUNTED W/WIRE GUARDS	175	LOADING DOCK AREA 119	SHUTTER	MOTION DETECTOR CONTROLLED - MINIMUM 30 MINUTES RUNNING TIME
S-1		100SQN-B	1500	.35	2878	1	460V/3PH	BELT	IN-LINE	80	H.W. HEATER ROOM 125A	MOTORIZED DAMPER	INTERLOCK WITH H.W. HEATER
S-2		90SQN10D	170	.65	1420	.17	115V/1PH	DIRECT	IN-LINE	90	H.W. HEATER ROOM 103A	MOTORIZED DAMPER	INTERLOCK WITH H.W. HEATER
S-3	CARRIER	KIT FOR FCU-5	200	.75	2700	1/15	208/1PH	DIRECT	IN-LINE	-	A/V A00A	MOTORIZED DAMPER	INTERLOCK WITH H.W. HEATER
EF-201	LOREN-COOK	ACE-B 135C 5B	1500	.5	1203	1/2	460V/3PH	BELT	ROOF CENT. DN. BLAST	55	CONCESSION 244	MOTORIZED DAMPER	INTERLOCK WITH LIGHTING
EF-202		ACE-B 135C 5B	1900	.5	1455	1/2	460V/3PH	BELT	ROOF CENT. DN. BLAST	60	MEN'S 243A	MOTORIZED DAMPER	INTERLOCK WITH LIGHTING
EF-202A		ACE-B 150C 6B	2780	.5	1492	3/4	460V/3PH	BELT	ROOF CENT. DN. BLAST	70	WOMEN'S 241A	MOTORIZED DAMPER	INTERLOCK WITH LIGHTING
EF-203		ACE-B 100C 3B	1100	.5	2056	1/3	115V/1PH	BELT	ROOF CENT. DN. BLAST	30	CONCESSION 242	MOTORIZED DAMPER	INTERLOCK WITH LIGHTING
EF-204		ACE-B 150C 6B	2400	.5	1332	3/4	460V/3PH	BELT	ROOF CENT. DN. BLAST	70	MEN'S 238	MOTORIZED DAMPER	INTERLOCK WITH LIGHTING
EF-204A		ACE-B 165C 6B	3260	.375	1332	1	460V/3PH	BELT	ROOF CENT. DN. BLAST	75	WOMEN'S 237A	MOTORIZED DAMPER	INTERLOCK WITH LIGHTING
EF-205		ACE-B 120C 4B	1430	.5	1580	1/3	115V/1PH	BELT	ROOF CENT. DN. BLAST	55	VENDOR COMM. 234	MOTORIZED DAMPER	INTERLOCK WITH LIGHTING
EF-205A		GC-520	313	.4	1205	.06	115V/1PH	DIRECT	CEILING FAN W/GRILLE	32	ELECTRICAL ROOM 235	INTEGRAL BACKDRAFT	THERMOSTAT CONTROLLED
EF-206		ACE-B 180C 9B	5005	.5	1481	3	460V/3PH	BELT	ROOF CENT. DN. BLAST	90	CONCESSION 233, 233A, 233B	MOTORIZED DAMPER	INTERLOCK WITH LIGHTING
EF-207		ACE-B 165C 6B	3160	.375	1298	1	460V/3PH	BELT	ROOF CENT. DN. BLAST	75	WOMEN'S 232A	MOTORIZED DAMPER	INTERLOCK WITH LIGHTING
EF-208		ACE-B 135C 5B	2200	.5	1627	3/4	460V/3PH	BELT	ROOF CENT. DN. BLAST	60	MEN'S 231A	MOTORIZED DAMPER	INTERLOCK WITH LIGHTING
EF-209		ACE-B 120C 3B	1250	.5	1438	1/3	115V/1PH	BELT	ROOF CENT. DN. BLAST	55	CONCESSION 230	MOTORIZED DAMPER	INTERLOCK WITH LIGHTING
EF-212		ACE-B 100C 3B	1000	.5	2056	1/3	115V/1PH	BELT	ROOF CENT. DN. BLAST	30	CONCESSION 224	MOTORIZED DAMPER	INTERLOCK WITH LIGHTING
EF-212A		ACE-B 120C 3B	1250	.5	1438	1/2	460V/3PH	BELT	ROOF CENT. DN. BLAST	55	VENDORS COMM. 227	MOTORIZED DAMPER	INTERLOCK WITH LIGHTING
EF-213		ACE-B 195C 8B	5440	.5	1249	2	460V/3PH	BELT	ROOF CENT. DN. BLAST	100	MEN'S 225A, WOMEN'S 223B, & JC	MOTORIZED DAMPER	INTERLOCK WITH LIGHTING
EF-214		ACE-B 100C 3B	1100	.5	2056	1/3	115V/1PH	BELT	ROOF CENT. DN. BLAST	30	CONCESSION 222	MOTORIZED DAMPER	INTERLOCK WITH LIGHTING
EF-215		ACE-B 180C 9B	5010	.5	1482	3	460V/3PH	BELT	ROOF CENT. DN. BLAST	90	WOMEN'S 221A	MOTORIZED DAMPER	INTERLOCK WITH LIGHTING
EF-216		ACE-B 80C 2B	500	.5	1571	1/4	115V/1PH	BELT	ROOF CENT. DN. BLAST	30	ELECTRICAL RM. 219A	MOTORIZED DAMPER	INTERLOCK WITH LIGHTING
EF-217		ACE-B 120C 3B	1250	.5	1438	1/3	115V/1PH	BELT	ROOF CENT. DN. BLAST	55	CONCESSION 218	MOTORIZED DAMPER	INTERLOCK WITH LIGHTING
EF-217A		ACE-B 120C 3B	1250	.5	1438	1/3	115V/1PH	BELT	ROOF CENT. DN. BLAST	55	CONCESSION 216	MOTORIZED DAMPER	INTERLOCK WITH LIGHTING
EF-218		ACE-B 135C 5B	2080	.375	1558	3/4	460V/3PH	BELT	ROOF CENT. DN. BLAST	60	MEN'S 217A & TOILET 217C	MOTORIZED DAMPER	INTERLOCK WITH LIGHTING
EF-218A		ACE-B 165C 6B	3220	.375	1304	1	460V/3PH	BELT	ROOF CENT. DN. BLAST	75	WOMEN'S 215B	MOTORIZED DAMPER	INTERLOCK WITH LIGHTING
EF-219		ACE-B 120C 3B	1250	.5	1438	1/3	115V/1PH	BELT	ROOF CENT. DN. BLAST	55	CONCESSION 211	MOTORIZED DAMPER	INTERLOCK WITH LIGHTING
EF-220		ACE-B 195C 8B	5980	.375	1356	3	460V/3PH	BELT	ROOF CENT. DN. BLAST	100	MEN'S 208A, WOMEN'S 208A, & JC	MOTORIZED DAMPER	INTERLOCK WITH LIGHTING
EF-221		ACE-B 120C 4B	1500	.375	1636	1/2	460V/3PH	BELT	ROOF CENT. DN. BLAST	55	CONCESSION 209	MOTORIZED DAMPER	INTERLOCK WITH LIGHTING
EF-222		ACE-B 120C 3B	1350	.5	1477	1/3	115V/1PH	BELT	ROOF CENT. DN. BLAST	55	CONCESSION 207	MOTORIZED DAMPER	INTERLOCK WITH LIGHTING
EF-223		ACE-B 165C 6B	3080	.375	1266	1	460V/3PH	BELT	ROOF CENT. DN. BLAST	75	WOMEN'S 204A	MOTORIZED DAMPER	INTERLOCK WITH LIGHTING
EF-224		ACE-B 135C 4B	1750	.5	1371	1/2	460V/3PH	BELT	ROOF CENT. DN. BLAST	60	CONCESSION 205	MOTORIZED DAMPER	INTERLOCK WITH LIGHTING
EF-225		GC-140	108	.4	1500	.01	115V/1PH	DIRECT	CEILING FAN W/GRILLE	15	ELECTRICAL ROOM 250	INTEGRAL BACKDRAFT	THERMOSTAT CONTROLLED
EF-226		ACE-B 120C 3B	1350	.5	1577	1/2	460V/3PH	BELT	ROOF CENT. DN. BLAST	55	VENDOR COMM. 249	MOTORIZED DAMPER	INTERLOCK WITH LIGHTING
EF-227		ACE-B 100C 3B	1000	.375	2056	1/3	115V/1PH	BELT	ROOF CENT. DN. BLAST	30	CONCESSION 248	MOTORIZED DAMPER	INTERLOCK WITH LIGHTING
EF-228		ACE-B 135C 4B	1900	.4	1416	1/2	460V/3PH	BELT	ROOF CENT. DN. BLAST	60	MEN'S 246B	MOTORIZED DAMPER	INTERLOCK WITH LIGHTING
EF-228A		ACE-B 150C 6B	2900	.375	1543	1	460V/3PH	BELT	ROOF CENT. DN. BLAST	70	WOMEN'S 247C	MOTORIZED DAMPER	INTERLOCK WITH LIGHTING
EF-229		ACE-B 120C 4B	1500	.5	1636	1/2	460V/3PH	BELT	ROOF CENT. DN. BLAST	55	CONCESSION 245	MOTORIZED DAMPER	INTERLOCK WITH LIGHTING
EF-230		ACE-B 120C 3B	1400	.5	1556	1/2	460V/3PH	BELT	ROOF CENT. DN. BLAST	55	VENDOR COMM. 220	MOTORIZED DAMPER	INTERLOCK WITH LIGHTING
EF-231		GC-231	169	.4	1510	.01	115V/1PH	DIRECT	CEILING FAN W/GRILLE	15	ELECTRICAL ROOM 228	INTEGRAL BACKDRAFT	THERMOSTAT CONTROLLED
EF-232		GC-720	608	.4	1375	1/4	115V/1PH	DIRECT	CEILING FAN W/GRILLE	36	ELECTRICAL/MECHANICAL 210L	INTEGRAL BACKDRAFT	THERMOSTAT CONTROLLED
EF-233		GC-140	108	.4	1500	.01	115V/1PH	DIRECT	CEILING FAN W/GRILLE	15	TOILET 213A	INTEGRAL BACKDRAFT	INTERLOCK WITH LIGHTING
EF-234		ACE-B 80C 2B	200	.4	1292	.17	115V/1PH	BELT	ROOF CENT. DN. BLAST	30	TOILETS 210M & 210N	MOTORIZED DAMPER	INTERLOCK WITH LIGHTING
EF-236		ACE-B 80C 2B	480	.4	1458	.17	115V/1PH	BELT	ROOF CENT. DN. BLAST	30	ELECTRICAL/TELEPHONE 202	MOTORIZED DAMPER	THERMOSTAT CONTROLLED
EF-237		ACE-B 150C 5B	2360	.5	1316	3/4	460V/3PH	BELT	ROOF CENT. UP BLAST	70	MEN'S 203B	MOTORIZED DAMPER	INTERLOCK WITH LIGHTING
EF-240		VCR 120	1000	.69	1372	1/3	115V/1PH	BELT	ROOF CENT. UP BLAST	55	FOOD SERVICE EQUIPMENT IN CONCESSION RM. 207		UL 762 APPROVED GREASE FAN, START STOP STATION AT LOCAL FOOD SERVICE EQUIPMENT
EF-241		VCR 150	2400	.88	1443	1.0	460V/3PH	BELT	ROOF CENT. UP BLAST	80	FOOD SERVICE EQUIPMENT IN CONCESSION RM. 209		UL 762 APPROVED GREASE FAN, START STOP STATION AT LOCAL FOOD SERVICE EQUIPMENT
EF-242		VCR 120	1000	.69	1372	1/3	115V/1PH	BELT	ROOF CENT. UP BLAST	55	FOOD SERVICE EQUIPMENT IN CONCESSION RM. 233A		UL 762 APPROVED GREASE FAN, START STOP STATION AT LOCAL FOOD SERVICE EQUIPMENT
EF-243		VCR 150	2400	.88	1443	1.0	460V/3PH	BELT	ROOF CENT. UP BLAST	80	FOOD SERVICE EQUIPMENT IN CONCESSION RM. 233		UL 762 APPROVED GREASE FAN, START STOP STATION AT LOCAL FOOD SERVICE EQUIPMENT
EF-244		GC-140	108	.35	1500	.01	115V/1PH	DIRECT	CEILING FAN W/GRILLE	15	FAMILY TOILET 247E	BUILT IN BACKDRAFT	INTERLOCK WITH LIGHTS
EF-245		GC-140	108	.35	1500	.01	115V/1PH	DIRECT	CEILING FAN W/GRILLE	15	FAMILY TOILET 245	BUILT IN BACKDRAFT	INTERLOCK WITH LIGHTS
EF-246		GC-140	108	.35	1500	.01	115V/1PH	DIRECT	CEILING FAN W/GRILLE	15	FAMILY TOILET 231B	BUILT IN BACKDRAFT	INTERLOCK WITH LIGHTS
EF-247		GC-140	108	.35	1500	.01	115V/1PH	DIRECT	CEILING FAN W/GRILLE	15	FAMILY TOILET 241D	BUILT IN BACKDRAFT	INTERLOCK WITH LIGHTS
EF-501		ACE-B 120C 2B	1000	.250	1110	1/6	115V/1PH	BELT	ROOF	300	ELEV MACHINE ROOM		THERMOSTAT CONTROLLED
EF-502		ACE-B 165C 5B	1950	.375	1105	1/2	460V/3PH	BELT	ROOF	300	ELECTRICAL ROOMS		CONTINUOUS OPERATION
EF-503		ACE-B 80C 2B	360	.375	1260	1/6	115V/1PH	BELT	ROOF	250	JANITOR CLOSETS		
EF-504		ACE-B 120C 2B	1080	.375	1290	1/6	115V/1PH	BELT	ROOF	300	PANTRY		
EF-505		ACE-B 165C 6B	3280	.375	1270	3/4	460V/3PH	BELT	ROOF	300	TOILET ROOMS		
EF-506		VCR 165	2400	1.25	1265	3/4	460V/3PH	BELT	ROOF	400	CONCESSION HOOD		UL 762 APPROVED GREASE FAN, LOCAL START STOP STATION AT CONCESSION HOOD
EF-507		ACE-B 135C 3B	1680	.375	1245	1/4	115V/1PH	BELT	ROOF	300	BAR/PANTRY		
EF-508		ACE-B 135C 4B	1800	.375	1365	1/3	115V/1PH	BELT	ROOF	300	TOILET ROOMS		CONTINUOUS OPERATION
EF-509		ACE-B 80C 2B	400	.250	1260	1/6	115V/1PH	BELT	ROOF	250	STORAGE ROOMS		
EF-510													



VARIABLE AIR VOLUME BOX							
MARK	MFR	MODEL	CFM		INLET	OUTLET	REMARKS
			MAXIMUM	MINIMUM			
VAV-A	CARRIER	35D18	4000	1200	16x14	22x18	PROVIDE TRANSFORMER
VAV-B		35D16	3000	900	16" OVAL	24x12	
VAV-C		35D14	2500	750	14" OVAL	22x12	
VAV-D		35D12	1900	570	12" OVAL	18x12	
VAV-E		35D10	1300	390	10" 9"	14x12	
VAV-F		35D09	1050	315	9" 9"	14x12	
VAV-G		35D08	800	240	8" 9"	12x12	
VAV-H		35D07	650	195	7" 9"	12x12	
VAV-I		35D06	500	150	6" 9"	10x12	
VAV-J		35D05	350	105	5" 9"	10x12	
VAV-K		35D04	200	60	4" 9"	10x12	

ELECTRIC BASEBOARD RADIATION							
MARK	MFR	MODEL	BTUH	WATTS	VOLT/PH	LENGTH	REMARKS
EBB-10'	ELECTROMODE	AS6F025	8530	2500	277/1	10'-0"	BUILT-IN LOW VOLTAGE RELAY, TRANSFORMER AND DISCONNECT; FILLER AND CORNER SECTIONS
EBB-9'		AS6F922	7677	2250		9'-0"	
EBB-8'		AS6F820	6824	2000		8'-0"	
EBB-7'		AS6F717	5971	1750		7'-0"	
EBB-6'		AS6F615	5118	1500		6'-0"	
EBB-5'		AS6F512	4265	1250		5'-0"	
EBB-4'		AS6F410	3412	1000		4'-0"	
EBB-3'		AS6F307	2559	750		3'-0"	
EBB-2'		AS6F205	1706	500		2'-0"	

DUCTLESS AIR CONDITIONING UNITS												
NUMBER	MANUFACTURER	ASSOCIATED CONDENSER MODEL	EVAPORATOR MODEL	CONDENSER MODEL	CFM	NOM. CAP. BTU/h	SEER	OUTDOOR AMBIENT	ELECTRICAL		LOCATION	REMARKS/ACCESSORIES
									VOLTAGE	RA		
FCU-1	EMI	CU-2	CSP12	SCC12	350	12000	10.0	95	115	1.4	A/V 250A	
FCU-2	EMI	CU-3	CSP12	SCC12	350	12000	10.0	95	115	1.4	A/V 219	
FCU-3	EMI	CU-4	CSP12	SCC12	350	12000	10.0	95	115	1.4	A/V 226A	
FCU-4	EMI	CU-5	CSP12	SCC12	350	12000	10.0	95	115	1.4	A/V 236	
FCU-5A	CARRIER	CU-6	40QKB-036	38HDS-048	550	18000	10.0	95	208/1/60	.88	A/V 100A	
FCU-5B	CARRIER	CU-6	40QKB-036	38HDS-048	550	18000	10.0	95	208/1/60	.88	A/V 100A	
FCU-6	CARRIER	CU-8	40QAB-060	38HDL-060	1600	60000	10.0	95	208/1/60	1/6HP	STAIR B	WALL THERMOSTAT
FCU-7	CARRIER	CU-7	40QAB-024	38HDL-024	400	24000	10.0	95	208/1/60	1/16HP	STAIR A	WALL THERMOSTAT

UNITS TO BE FURNISHED WITH CONDENSATE PUMPS

CONDENSING UNIT SCHEDULE												
NUMBER	MANUFACTURER	ASSOCIATED UNIT	MODEL	NOM. CAP. MBH	REFRIG. TYPE	OUTDOOR AMBIENT	ELECTRICAL			LOCATION	AREA BEING SERVED	REMARKS/ACCESSORIES
							VOLTAGE/PH	FLA	MCA			
CU-1	CARRIER	AH-1	38BRC024-31	23	R-22	95	208VAC/1PH	5.8	14.8*		CONCESSION ROOF SECURITY/FIRE COMMAND	25 MAX OVERCURRENT PROTECTION
CU-2	EMI	FCU-1	SCC12	12	R-22	95	208VAC/1PH	5.8	15.0*		CONCESSION ROOF	* = MAX. FUSE SIZE
CU-3	EMI	FCU-2	SCC12	12	R-22	95	208VAC/1PH	5.8	15.0*		CONCESSION ROOF	* = MAX. FUSE SIZE
CU-4	EMI	FCU-3	SCC12	12	R-22	95	208VAC/1PH	5.8	15.0*		CONCESSION ROOF	* = MAX. FUSE SIZE
CU-5	EMI	FCU-4	SCC12	12	R-22	95	208VAC/1PH	5.8	15.0*		CONCESSION ROOF	* = MAX. FUSE SIZE
CU-6	CARRIER	FCU-5A+B	38HDS-048	18	R-22	95	208VAC/1PH	14	30.5		PHOTO DECK	CRACKCASE HEATER, SOLENOID VALVE, FA KIT
CU-7	CARRIER	FCU-7	38HDL-024	24	R-22	95	208VAC/1PH	14	18.0		PHOTO DECK	CRACKCASE HEATER, WALL MTD KIT
CU-8	CARRIER	FCU-8	38HDL-060	60	R-22	95	208VAC/1PH	31	38.0		PHOTO DECK	CRACKCASE HEATER, WALL MTD KIT

PROVIDE LOW AMBIENT CONTROLS FOR ALL UNITS

ELECTRIC UNIT HEATER SCHEDULE											
NUMBER	MANUFACTURER	MODEL	ELECTRIC COIL		FAN				LOCATION	AREA BEING SERVED	REMARKS/ACCESSORIES
			KW	VOLTAGE/PH	CFM	RPM	HP	VOLTAGE			
EUH-1 THRU 14	Q-MARK	VUH-1548A	15	460/3PH	1330	1700	1/20	460	SERVICE LEVEL	CORRIDORS	
EUH-15 & 19	Q-MARK	MWUH5004	2.5	208VAC/1PH	270	1350	8 W	208	SERVICE LEVEL	RM. 129A	INTEGRAL T'STAT
EUH-16 THRU 18	Q-MARK	MWUH5004	1.8	208VAC/1PH	270	1350	8 W	208	SERVICE LEVEL	EUH-16 IN RM. 125C, EUH-17 & 18 LOCATED IN IN CHANGEOVER VALVE FITS.	INTEGRAL T'STAT
EUH-20,21,22	Q-MARK	MUH0781	7.5	208V/3PH	650	1600	1/30	208	ROOF	ELEV MACHINE RMS/VIDEO	INTEGRAL T'STAT
EUH-23	Q-MARK	MUH07	7.5	480V/3PH	650	1600	1/30	480	LEVEL 77	ELEV PLATFORM	INTEGRAL T'STAT, WALL BRACKET
EUH-24	Q-MARK	MUH05	5.0	480V/3PH	350	1600	1/100	480	SERVICE LEVEL	SHAFT	INTEGRAL T'STAT, WALL BRACKET
EUH-25	Q-MARK	VUH-1548A	15	460/3PH	1330	1700	1/20	460	SERVICE LEVEL	CORRIDORS	

SEE SERVICE LEVEL PLUMBING DRAWINGS FOR LOCATION OF EUH'S 17 & 18.

ELECTRIC CABINET HEATER SCHEDULE												
NUMBER	MANUFACTURER	MODEL	ELECTRIC COIL		FAN			LOCATION	AREA BEING SERVED	REMARKS/ACCESSORIES		
			KW	VOLTAGE/PH	AMPS	CFM	RPM				HP	
ECH-1 THRU 12	Q-MARK	AWH4208	2	208V/1PH	10				FACTORY STANDARD	PRESS/SUITE/CLUB	TOILET ROOMS	THERMOSTAT TAMPERPROOF COLOR BY ARCHITECT

UNIT HEATERS												
MARK	MFR	MODEL	SIZE	SUPPLY FAN			HEATING DATA			WEIGHT (LBS.)	AREA SERVED	REMARKS
				CFM	HP	VOLT/PH	TOTAL MBH	NATURAL INPUT (MBH)	GAS PRESS			
UH-201	REZTOR	FT	100	1940	1/6	115V/1PH	100	100	6" w.g.	140	CONCESSION 244	X
UH-201A		FT	100	1940	1/6		100	100	6" w.g.	140	CONCESSION 244	X
UH-202		FT	125	2300	1/6		125	125	6" w.g.	145	MEN'S 243	X
UH-202A		FT	125	2300	1/6		125	125	6" w.g.	145	MEN'S 243	X
UH-203		FT	150	2765	1/4		150	150	6" w.g.	205	WOMEN'S 241	X
UH-203A		FT	150	2765	1/4		150	150	6" w.g.	205	WOMEN'S 241	X
UH-204		FT	75	1120	1/20		75	75	6" w.g.	90	CONCESSION 242	X
UH-204A		FT	75	1120	1/20		75	75	6" w.g.	90	CONCESSION 242	X
UH-205		FT	150	2765	1/4		150	150	6" w.g.	205	MEN'S 238	X
UH-205A		FT	150	2765	1/4		150	150	6" w.g.	205	MEN'S 238	X
UH-206		FT	200	3275	1/4		200	200	6" w.g.	215	WOMEN'S 237	X
UH-206A		FT	200	3275	1/4		200	200	6" w.g.	215	WOMEN'S 237	X
UH-207		FT	100	1940	1/6		100	100	6" w.g.	140	VENDOR COMMISSION 234	X
UH-208		FT	150	2765	1/4		150	150	6" w.g.	205	CONCESSION 233B	X
UH-208A		FT	150	2765	1/4		150	150	6" w.g.	205	CONCESSION 233B	X
UH-208B		FT	150	2765	1/4		150	150	6" w.g.	205	CONCESSION 233A	X
UH-208C		FT	150	2765	1/4		150	150	6" w.g.	205	CONCESSION 233A	X
UH-208D		FT	150	2765	1/4		150	150	6" w.g.	205	CONCESSION 233	X
UH-208E		FT	150	2765	1/4		150	150	6" w.g.	205	CONCESSION 233	X
UH-210		FT	150	2765	1/4		150	150	6" w.g.	205	WOMEN'S 232	X
UH-210A		FT	150	2765	1/4		150	150	6" w.g.	205	WOMEN'S 232	X
UH-211		FT	150	2765	1/4		150	150	6" w.g.	205	MEN'S 231	X
UH-211A		FT	150	2765	1/4		150	150	6" w.g.	205	MEN'S 231	X
UH-212		FT	75	1120	1/20		75	75	6" w.g.	90	CONCESSION 230	X
UH-212A		FT	75	1120	1/20		75	75	6" w.g.	90	CONCESSION 230	X
UH-213		FT	100	1840	1/6		100	100	6" w.g.	140	VENDORS COMM. 220	X
UH-215		FT	60	995	1/20		60	60	6" w.g.	84	VENDOR COMMISSION 227	X
UH-216		FT	60	995	1/20		60	60	6" w.g.	84	CONCESSION 224	X
UH-216A		FT	60	995	1/20		60	60	6" w.g.	84	CONCESSION 224	X
UH-217		FT	150	2765	1/4		150	150	6" w.g.	205	MEN'S 215	X
UH-217A		FT	150	2765	1/4		150	150	6" w.g.	205	MEN'S 215	X
UH-217B		FT	200	3275	1/4		200	200	6" w.g.	215	WOMEN'S 223	X
UH-217C		FT	200	3275	1/4		200	200	6" w.g.	215	WOMEN'S 223	X
UH-218		FT	100	1840	1/6		100	100	6" w.g.	140	CONCESSION 222	X
UH-218A		FT	100	1840	1/6		100	100	6" w.g.	140	CONCESSION 222	X
UH-219		FT	125	2300	1/6		125	125	6" w.g.	145	WOMEN 221	X
UH-219A		FT	125	2300	1/6		125	125	6" w.g.	145	WOMEN'S 221	X
UH-219B		FT	125	2300	1/6		125	125	6" w.g.	145	WOMEN'S 221A	X
UH-219C		FT	125	2300	1/6		125	125	6" w.g.	140	WOMEN'S 221A	X
UH-220		FT	75	1120	1/20		75	75	6" w.g.	90	A/V 219	X
UH-221		FT	60	995	1/20		60	60	6" w.g.	84	CONCESSION 218	X
UH-221A		FT	60	995	1/20		60	60	6" w.g.	84	CONCESSION 218	X
UH-222		FT	125	2300	1/6		125	125	6" w.g.	145	MEN'S 217	X
UH-222A		FT	125	2300	1/6		125	125	6" w.g.	145	MEN'S 217	X
UH-223		FT	100	1840	1/6		100	100	6" w.g.	140	WOMEN'S 215	X
UH-223A		FT	100	1840	1/6		100	100	6" w.g.	140	WOMEN'S 215	X
UH-224		FT	100	1840	1/6		100	100	6" w.g.	140	CONCESSION 216	X
UH-224A		FT	100	1840	1/6		100	100	6" w.g.	140	CONCESSION 216	X
UH-225		FT	100	1840	1/6		100	100	6" w.g.	140	WOMEN'S 208	X
UH-225A		FT	100	1840	1/6		100	100	6" w.g.	140	WOMEN'S 208	X
UH-225B		FT	10									



### AIR CONDITIONING UNIT SCHEDULE

TAG NUMBER	AREA SERVED	CARRIER MODEL NUMBER	FAN DATA					COOLING CAPACITY			CONDENSER FAN DATA			ELECTRICAL POWER SUPPLY			REMARKS				
			AIR VOL. CFM	EXT. STATIC PRESS. INCHES WATER	SUPPLY FAN SPEED RPM	SUPPLY FAN BREAK HORSE POWER	SUPPLY FAN MOTOR HORSE POWER	SENSIBLE BTU/HR	TOTAL BTU/HR	ELECTRIC DUCT HEATER KW	AIR VOLUME CFM	MOTOR HORSE POWER	HEATING OUTPUT CAPACITY BTU/HR	WEIGHT LBS.	MINIMUM AIR CFM	MINIMUM AMPACITY		MAXIMUM OVERCURRENT PROTECTION	VOLTAGE PHASE		
AHU-201	HUSKIES LOCKER ROOM	48FPE064-C601PA	12000	3	670	19	25	NONE	340000	703000	52	40000	401HP	648000	11470	12000	161.1	200	460/3	DUCT MOUNTED SUPPLEMENTARY ELECTRIC HEATING COIL	
AHU-202	VISITORS LOCKER ROOM #1	48FPE064-C601PA	6000	3	735	8.1	10	NONE	174200	366500	75	18600	201HP	575000	7265	6000	85.4	110	460/3	DUCT MOUNTED SUPPLEMENTARY ELECTRIC HEATING COIL	
AHU-203	VISITORS LOCKER ROOM #2	48FPE064-C601PA	6000	3	735	8.1	10	NONE	174200	366500	75	18600	201HP	575000	7265	6000	85.4	110	460/3	DUCT MOUNTED SUPPLEMENTARY ELECTRIC HEATING COIL	
AHU-204	MAINTENANCE	48HJF015-B6-	4500	1.4	1350	3.1	5	3	122000	130000	0	10500	301/2HP	243000	2185	650	58	60	460/3		
AHU-205	KITCHEN AREA	48FPL074-F601CA	14150	3	640	11.7	15	NONE	424000	803000	55	50000	501HP	648000	12170	11650	169.9	225	460/3	DUCT MOUNTED SUPPLEMENTARY ELECTRIC HEATING COIL	
AHU-501	PRESS/SUITE/CLUB	48FPE074-HC601FX	22150	3	700	23.1	30	20	604000	782600	0	50000	501HP	648000	13070	4960	216.9	275	460/3		
AHU-502	PRESS/SUITE/CLUB	48FPE074-HC601FX	21350	3	700	23.1	30	20	604000	782600	0	50000	401HP	648000	13070	4960	216.9	275	460/3		
AHU-503	CLUB	48EK0054-GIRD	22500	1.2	975	24.95	25	601HP	540000	553000	0	30000	501HP	353000	8786	540	142	175	460/3		
AHU-504	PRESS/SUITE/CLUB	48FPE074-HC601FX	23850	3	700	23.1	30	20	604000	782000	0	50000	501HP	648000	13070	4960	216.9	275	460/3		
AHU-505	PRESS/SUITE/CLUB	48FPE074-HC601FX	24750	3	700	23.1	30	20	604000	782000	0	50000	501HP	648000	13070	4960	216.9	275	460/3		
RTACU-1	UCONN TEAM STORE	48TJED09-MB601	3400	1.2	963	3.1	5	NONE	75000	103000	0	6500	101/4HP	179200	1112	600	20.7	25	460/3	ROOFTOP PACKAGED ELECTRIC COOLING/GAS HEATING UNITS	
RTACU-2	STADIUM ADMINISTRATION	48TJED09-MB601	1700	1	1171	1.2	1.5	NONE	35600	50500	0	4000	201/4HP	92000	639	240	11.7	15	460/3	ROOFTOP PACKAGED ELECTRIC COOLING/GAS HEATING UNITS	
RTACU-3	TICKETS	48TJED09-MB601	3400	1.2	963	3.1	5	NONE	75000	103000	0	6500	201/4HP	179200	1112	600	20.7	25	460/3	ROOFTOP PACKAGED ELECTRIC COOLING/GAS HEATING UNITS	
RTACU-4	FIRST AID	48TJED09-MB601	2000	1.4	1460	1.68	2	NONE	51300	73900	0	4000	101/4HP	12000	744	240	16.7	20	460/3	ROOFTOP PACKAGED ELECTRIC COOLING/GAS HEATING UNITS	
RTACU-5	TICKETS	48GS0240406-AU	750	.8	HIGH	1/4	1/4	NONE	15700	23900	0	2400	101/8HP	32040	280	80	18.8	30	460/3	ROOFTOP PACKAGED ELECTRIC COOLING/GAS HEATING UNITS	
RTACU-6	TICKETS	48GS0240406-AU	750	.8	HIGH	1/4	1/4	NONE	15700	23900	0	2400	101/8HP	32040	280	80	18.8	30	460/3	ROOFTOP PACKAGED ELECTRIC COOLING/GAS HEATING UNITS	
AC-1	SECURITY/FIRE COMMAND	FB4NF024009 FAN COIL KFCE0901N10 ELEC. HTR	715	.5	HIGH	1/4	1/4	NONE	-	-	-	UNIT MOUNTED HEATER	1800	1/15 HP	3413	112	60	2.3 FAN C. 36.2 EL. H.	15 FAN COIL 40 EL. HTR.	208/1 2	SPLIT SYSTEM WITH OUTDOOR CONDENSING UNIT AND SUPPLEMENTARY UNIT MOUNTED ELECTRIC HEATER

PROVIDE SEISMIC CURBS FOR ALL ROOFTOP EQUIPMENT.

### THE STADIUM AT RENTSCHLER FIELD

### ELECTRIC DUCT HEATERS

DWG. ID	MANUFACTURER	HEATER TYPE	KW	DUCT DIMENSIONS		ELECTRICS		# OF HTG. STAGES	CONTROL CIRCUIT VOLTAGE	CONTROL OPTION	SPECIAL FEATURES	THERMOSTATS
				W	H	VOLTS	PHASE					
EHC1-1	INDEECO	QUA	23	30	20	460	3	1	24.0	G	SLIP-IN HEATER	ROOM
EHC1-2	INDEECO	QUA	7	18	14	460	3	1	24.0	G	SLIP-IN HEATER	ROOM
EHC1-3	INDEECO	QUA	6	16	12	460	3	1	24.0	G	SLIP-IN HEATER	ROOM
EHC1-4	INDEECO	QUA	3	12	10	460	3	1	24.0	G	SLIP-IN HEATER	ROOM
EHC1-5	INDEECO	QUA	8	20	14	460	3	1	24.0	G	SLIP-IN HEATER	ROOM
EHC1-6	INDEECO	QUA	2	12	10	460	3	1	24.0	G	SLIP-IN HEATER	ROOM
EHC1-7	INDEECO	QUA	3	12	12	460	3	1	24.0	G	SLIP-IN HEATER	ROOM
EHC2-1	INDEECO	QUA	21	18	14	460	3	1	24.0	G	SLIP-IN HEATER	ROOM
EHC2-2	INDEECO	QUA	7.5	12	10	460	3	1	24.0	G	SLIP-IN HEATER	ROOM
EHC2-3	INDEECO	QUA	7.5	12	10	460	3	1	24.0	G	SLIP-IN HEATER	ROOM
EHC2-4	INDEECO	QUA	8	16	12	460	3	1	24.0	G	SLIP-IN HEATER	ROOM
EHC2-5	INDEECO	QUA	15	16	12	460	3	1	24.0	G	SLIP-IN HEATER	ROOM
EHC2-6	INDEECO	QUA	6.5	12	10	460	3	1	24.0	G	SLIP-IN HEATER	ROOM
EHC2-7	INDEECO	QUA	3	8	8	460	3	1	24.0	G	SLIP-IN HEATER	ROOM
EHC2-8	INDEECO	QUA	6.5	12	8	460	3	1	24.0	G	SLIP-IN HEATER	ROOM
EHC3-1	INDEECO	QUA	6	12	10	460	3	1	24.0	G	SLIP-IN HEATER	ROOM
EHC3-2	INDEECO	QUA	6	12	10	460	3	1	24.0	G	SLIP-IN HEATER	ROOM
EHC3-3	INDEECO	QUA	20	18	14	460	3	1	24.0	G	SLIP-IN HEATER	ROOM
EHC3-4	INDEECO	QUA	20	18	14	460	3	1	24.0	G	SLIP-IN HEATER	ROOM
EHC3-5	INDEECO	QUA	7	12	10	460	3	1	24.0	G	SLIP-IN HEATER	ROOM
EHC3-6	INDEECO	QUA	11	14	12	460	3	1	24.0	G	SLIP-IN HEATER	ROOM
EHC3-7	INDEECO	QUA	5	12	8	460	3	1	24.0	G	SLIP-IN HEATER	ROOM
EHC5-1	INDEECO	QUA	2	12	8	460	3	1	24.0	G	SLIP-IN HEATER	ROOM
EHC5-2	INDEECO	QUA	1	8	8	460	3	1	24.0	G	SLIP-IN HEATER	ROOM
EHC5-3	INDEECO	QUA	.5	8	8	460	3	1	24.0	G	SLIP-IN HEATER	ROOM
EHC5-4	INDEECO	QUA	3	12	12	460	3	1	24.0	G	SLIP-IN HEATER	ROOM
EHC5-5	INDEECO	QUA	3	12	10	460	3	1	24.0	G	SLIP-IN HEATER	ROOM
EHC5-6	INDEECO	QUA	2	12	8	460	3	1	24.0	G	SLIP-IN HEATER	ROOM
EHC5-7	INDEECO	QUA	1	8	8	460	3	1	24.0	G	SLIP-IN HEATER	ROOM
EHC5-8	INDEECO	QUA	1.5	8	8	460	3	1	24.0	G	SLIP-IN HEATER	ROOM
EHC5-9	INDEECO	QUA	1	8	8	460	3	1	24.0	G	SLIP-IN HEATER	ROOM
EHC5-10	INDEECO	QUA	1.5	10	8	460	3	1	24.0	G	SLIP-IN HEATER	ROOM
EHC5-11	INDEECO	QUA	1.5	10	8	460	3	1	24.0	G	SLIP-IN HEATER	ROOM
EHC5-12	INDEECO	QUA	25	36	20	460	3	1	24.0	G	SLIP-IN HEATER	ROOM
EHC5-13	INDEECO	QUA	4	14	12	460	3	1	24.0	G	SLIP-IN HEATER	ROOM
EHC5-14	INDEECO	QUA	4	14	12	460	3	1	24.0	G	SLIP-IN HEATER	ROOM
EHC5-15	INDEECO	QUA	4	12	10	460	3	1	24.0	G	SLIP-IN HEATER	ROOM

CONTROL OPTION G FEATURES:  
 1. AUTOMATIC AND MANUAL RESET THERMAL SWITCHES.  
 2. DIFFERENTIAL PRESSURE AIRFLOW SWITCH.  
 3. DE-ENERGIZING MAGNETIC CONTACTORS FOR EACH HEATER STAGE.  
 4. FUSES TO PROTECT EACH CIRCUIT IN ANY HEATER DRAWING MORE THAN 48 AMPS.  
 5. CONTROL CIRCUIT TRANSFORMER 480/24 VAC.  
 6. BUILT-IN DISCONNECT SWITCH WITH DOOR INTERLOCK.

### DIFFUSER, GRILLE, AND REGISTER SCHEDULE

DRAWING ID.	MFR	MODEL	NECK SIZE	MAX CFM	MAX NC	BORDER	OPPOSED BLADE DAMPER	REMARKS/ACCESSORIES	
								REMARKS/ACCESSORIES	REMARKS/ACCESSORIES
CDS-1	TITUS	TDC	6x6	150	30	SURFACE	YES	24x24 CEILING DIFFUSER SUPPLY/ STEEL/ WHITE FINISH	
CDS-2	TITUS	TDC	9x9	300	30	SURFACE	YES	24x24 CEILING DIFFUSER SUPPLY/ STEEL/ WHITE FINISH	
CDS-3	TITUS	TDC	12x12	500	30	SURFACE	YES	24x24 CEILING DIFFUSER SUPPLY/ STEEL/ WHITE FINISH	
CDS-4	TITUS	TDC	15x15	700	30	SURFACE	YES	24x24 CEILING DIFFUSER SUPPLY/ STEEL/ WHITE FINISH	
CDS-5	TITUS	TDC	18x18	1000	30	SURFACE	YES	24x24 CEILING DIFFUSER SUPPLY/ STEEL/ WHITE FINISH	
CDS-6	TITUS	TDC	21x21	1300	30	SURFACE	YES	24x24 CEILING DIFFUSER SUPPLY/ STEEL/ WHITE FINISH	
CDS-7	TITUS	TDC	21x21	1800	30	SURFACE	YES	24x24 CEILING DIFFUSER SUPPLY/ STEEL/ WHITE FINISH	
CDS-8	TITUS	TDC	6x6	150	30	LAY-IN	YES	24x24 CEILING DIFFUSER SUPPLY/ STEEL/ WHITE FINISH	
CDS-9	TITUS	TDC	12x12	500	30	LAY-IN	YES	24x24 CEILING DIFFUSER SUPPLY/ STEEL/ WHITE FINISH	
CDS-10	TITUS	TDC	15x15	700	30	LAY-IN	YES	24x24 CEILING DIFFUSER SUPPLY/ STEEL/ WHITE FINISH	
CDS-11	TITUS	TDC	18x18	1000	30	LAY-IN	YES	24x24 CEILING DIFFUSER SUPPLY/ STEEL/ WHITE FINISH	
CDS-12	TITUS	NR-B	20x9	3000	30	SURFACE	NO	24" CEILING DIFFUSER SUPPLY FOR LAY-IN CEILING/ VERTICAL DISCHARGE/ ALUMINUM/ WHITE FINISH	
CDR-1	TITUS	50F	6x6	190	30	SURFACE	YES	CEILING DIFFUSER RETURN/ STEEL/ WHITE FINISH	
CDR-2	TITUS	50F	8x8	300	30	SURFACE	YES	CEILING DIFFUSER RETURN/ STEEL/ WHITE FINISH	
CDR-3	TITUS	50F	10x10	500	30	SURFACE	YES	CEILING DIFFUSER RETURN/ STEEL/ WHITE FINISH	
CDR-4	TITUS	50F	12x12	700	30	SURFACE	YES	CEILING DIFFUSER RETURN/ STEEL/ WHITE FINISH	
CDR-5	TITUS	50F	14x14	950	30	SURFACE	YES	CEILING DIFFUSER RETURN/ STEEL/ WHITE FINISH	
CDR-6	TITUS	50F	16x16	1200	30	SURFACE	YES	CEILING DIFFUSER RETURN/ STEEL/ WHITE FINISH	
CDR-7	TITUS	50F	18x18	1600	30	SURFACE	YES	CEILING DIFFUSER RETURN/ STEEL/ WHITE FINISH	
CDR-8	TITUS	50F	20x20	2000	30	SURFACE	YES	CEILING DIFFUSER RETURN/ STEEL/ WHITE FINISH	
CDR-9	TITUS	PAR-NT	10x10	300	30	LAY-IN	YES	24x24 CEILING DIFFUSER EXHAUST/ STEEL/ WHITE FINISH	
CDR-10	TITUS	PAR-NT	15x15	600	30	LAY-IN	YES	24x24 CEILING DIFFUSER EXHAUST/ STEEL/ WHITE FINISH	
CDR-11	TITUS	PAR-NT	12x12	350	30	LAY-IN	YES	24x24 CEILING DIFFUSER RETURN/ STEEL/ WHITE FINISH	
CDR-12	TITUS	PAR-NT	18x18	500	30	LAY-IN	YES	24x24 CEILING DIFFUSER RETURN/ STEEL/ WHITE FINISH	
CDR-13	TITUS	PAR-NT	22x22	1000	30	LAY-IN	YES	24x24 CEILING DIFFUSER RETURN/ STEEL/ WHITE FINISH	
CDR-14	TITUS	PAR-NT	22x22	1600	30	LAY-IN	YES	48x24 CEILING DIFFUSER RETURN/ STEEL/ WHITE FINISH	
CDR-15	TITUS	PAR-NT	22x22	2400	30	LAY-IN	YES	48x24 CEILING DIFFUSER RETURN/ STEEL/ WHITE FINISH	
CDR-16	TITUS	50F	42x24	3800	30	SURFACE	YES	CEILING DIFFUSER RETURN/ STEEL/ WHITE FINISH	
CDR-17	TITUS	PAR-NT	18x18	1000	30	LAY-IN	YES	24x24 CEILING DIFFUSER EXHAUST/ STEEL/ WHITE FINISH	
CDR-18	TITUS	PAR-NT	22x22	2100	30	LAY-IN	YES	24x24 CEILING DIFFUSER EXHAUST/ STEEL/ WHITE FINISH	
SWS-1	TITUS	300RL	14x6	390	30	SURFACE	YES	SIDEWALL SUPPLY/ STEEL/ WHITE FINISH	
SWS-2	TITUS	300RL	12x8	400	30	SURFACE	YES	SIDEWALL SUPPLY/ STEEL/ WHITE FINISH	
SWS-3	TITUS	300RL	18x16	440	30	SURFACE	YES	SIDEWALL SUPPLY/ STEEL/ WHITE FINISH	
SWS-4	TITUS	300RL	30x16	1500	30	SURFACE	YES	SIDEWALL SUPPLY/ STEEL/ WHITE FINISH	
SWS-5	TITUS	300RL	30x18	1700	30	SURFACE	YES	SIDEWALL SUPPLY/ STEEL/ WHITE FINISH	
SWS-6	TITUS	300RL	36x18	2050	30	SURFACE	YES	SIDEWALL SUPPLY/ STEEL/ WHITE FINISH	
SWS-7	TITUS	300RL	42x18	2600	30	SURFACE	YES	SIDEWALL SUPPLY/ STEEL/ WHITE FINISH	
SWS-8	TITUS	300FS	18x12	700	30	SURFACE	YES	SIDEWALL SUPPLY/ STEEL/ WHITE FINISH	
SWS-9	TITUS	300FS	24x12	1000	30	SURFACE	YES	SIDEWALL SUPPLY/ STEEL/ WHITE FINISH	
SWS-10	TITUS	300FS	10x6	200	30	SURFACE			



PLUMBING NOTES - DIVISION 15

A. GENERAL

- THE CONTRACTOR SHALL PROVIDE AND INSTALL A COMPLETE AND OPERATING PLUMBING SYSTEM INCLUDING ALL LABOR, MATERIALS AND EQUIPMENT NECESSARY AND AS SHOWN ON DRAWINGS AND AS DESCRIBED IN THE SPECIFICATIONS.
- ALL INSTALLATIONS SHALL CONFORM TO ALL FEDERAL, STATE OF CONNECTICUT, AND LOCAL CODES, ORDINANCES AND LAWS HAVING JURISDICTION OVER THIS PROJECT. IN THE EVENT OF CONFLICT BETWEEN THE SPECIFICATIONS AND THE ABOVE MENTIONED CODES, THE MOST STRINGENT SHALL GOVERN.
- CONTRACTOR SHALL PAY ALL FEES AND TAXES, OBTAIN ALL PERMITS AND APPROVALS, FILE THE REQUIRED DOCUMENTS AND CAUSE ALL INSPECTIONS.
- THE CONTRACTOR SHALL PERFORM ALL CUTTING, RIGGING, MOVING, MOUNTING, CLEANUP, SEALING, RESTORATION, AND ALL ELSE REQUIRED TO COMPLETE THE PLUMBING INSTALLATION.
- THE CONTRACTOR SHALL COORDINATE ALL WORK WITH THE OWNER AND OTHER TRADES. SCHEDULING OF WORK MUST BE APPROVED BY OWNER.
- BEFORE FABRICATING ANY WORK, THE CONTRACTOR SHALL PREPARE AND SUBMIT FOR APPROVAL SHOP DRAWINGS FOR ALL ITEMS SHOWN ON CONTRACT DRAWINGS.
- CONTRACTOR SHALL GIVE FULL COOPERATION TO OTHER TRADES AND SHALL FURNISH IN WRITING TO OTHER CONTRACTORS, WITH COPIES TO THE ENGINEER, ANY INFORMATION NECESSARY TO PERMIT THE WORK OF ALL TRADES TO BE INSTALLED SATISFACTORILY AND WITH THE LEAST POSSIBLE INTERFERENCE OR DELAY.
- THE CONTRACT DRAWINGS AND ACCOMPANYING SPECIFICATIONS SHOW THE GENERAL ARRANGEMENT AND EXTENT OF THE WORK TO BE DONE, BUT THE EXACT LOCATION AND ARRANGEMENT OF ALL PARTS SHALL BE DETERMINED AS THE WORK PROGRESSES, TO CONFORM IN THE BEST POSSIBLE MANNER WITH ITS SURROUNDINGS; THE EXACT LOCATION OF ALL PARTS OF THE WORK MUST BE GOVERNED BY THE GENERAL BUILDING PLANS AND THE ACTUAL BUILDING CONDITIONS.
- THE CONTRACT DRAWINGS ARE INTENDED AS AN INDICATION OF THE ARRANGEMENT OF EQUIPMENT, DUCTS AND VALVES, ETC AND ARE AS NEARLY AS CORRECT AS CAN BE DETERMINED IN ADVANCE OF THE ACTUAL CONSTRUCTION OF THE BUILDING. PLUMBING APPARATUS AND PIPING, ELECTRICAL WIRING OR OTHER OBSTRUCTIONS, ETC. MUST BE CHANGED IN LOCATION TO CLEAR SUCH OBSTRUCTIONS, WITHOUT ADDITIONAL CHARGES.
- THE CONNECTIONS INDICATED TO THE VARIOUS PLUMBING FIXTURES ARE PARTICULARLY INTENDED AS AN INDICATION ONLY. THE ACTUAL CONNECTIONS AT THE TIME OF INSTALLATION TO BE MADE AND ARRANGED AS TO FULLY BEST SUIT THE REQUIREMENTS OF EACH PARTICULAR CASE. ADEQUATELY PROVIDE FOR EXPANSION AND PERFECT CIRCULATION AND MINIMIZE THE AMOUNT OF SPACE REQUIRED FOR THE SAME.
- THE CONTRACT DRAWINGS SHOW THE GENERAL ARRANGEMENT OF ALL SYSTEMS. SHOULD LOCAL CONDITIONS NECESSITATE REARRANGEMENT OF ONE OR MORE OF THE SYSTEMS, OR IF PIPING CAN BE RUN TO BETTER ADVANTAGE AND AT THE SAME TIME ACCOMPLISH AS GOOD OR BETTER RESULTS, THE CONTRACTOR BEFORE PROCEEDING WITH THE WORK, SHALL PREPARE AND SUBMIT COMPLETE DRAWINGS SHOWING ALL PROPOSED DETAILS OF THE PROPOSED REARRANGEMENT FOR WRITTEN APPROVAL.
- THE CONTRACT DRAWINGS PRECLUDE INDICATING THEREON, ALL OFFSETS, FITTINGS, ACCESSORIES AND DETAILS WHICH MAY BE REQUIRED. THE CONTRACTOR SHALL CAREFULLY EXAMINE ALL OF THE ARCHITECTURAL DRAWINGS AND THE SPECIFICATIONS FOR CONDITIONS WHICH MAY AFFECT THE INSTALLATION OF HIS WORK, AND SHALL ARRANGE HIS WORK ACCORDINGLY, FURNISHING ALL REQUIRED ITEMS TO MEET SUCH CONDITIONS TO COMPLETE THE SYSTEMS TO THE TRUE EXTENT OF THE CONTRACT DRAWINGS AND SPECIFICATIONS.

B. MATERIALS

- CONTRACTOR SHALL FURNISH ALL LABOR, MATERIALS EQUIPMENT AND INCIDENTALS TO PROVIDE PIPING SYSTEMS SHOWN ON DRAWINGS, INCLUDING FITTINGS, HANGERS, VALVES AND APPURTENANCES INSTALLATION AND MATERIALS OF ALL GAS PIPING WORK SHALL BE IN ACCORDANCE WITH THE REQUIREMENTS OF THE NATIONAL FUEL GAS CODE, NFPA 54. PIPING MATERIALS SHALL BE AS SPECIFIED.
- PLUMBING WORK SHALL INCLUDE ALL SANITARY SOIL, WASTE AND VENT PIPING, ALL DOMESTIC COLD AND HOT WATER PIPING AND ALL BUILDING AND DECK STORM SEWER DRAIN PIPING WITHIN FIVE FEET FROM OUTSIDE OF BUILDING.
- CONTRACTOR SHALL VERIFY ALL SITE CONDITIONS AND INVERTS OF ALL SANITARY AND STORM SEWERS.
- CONTRACTOR SHALL SUBMIT CERTIFICATES FROM PRODUCT MANUFACTURERS INDICATING MATERIALS COMPLY WITH THE STANDARDS REFERENCED IN THE SPECIFICATIONS.
- PROVIDE ALL PLUMBING FIXTURES AND TRIM AS INDICATED IN THE SPECIFICATIONS AND AS SCHEDULED ON THE DRAWINGS. SUBMIT PRODUCT DATA FOR EACH TYPE PLUMBING FIXTURE.
- HORIZONTAL PIPING SHALL SLOPE UNIFORMLY WITHOUT SAGS OR HUMPS TO PROVIDE FOR COMPLETE DRAINAGE OF SYSTEMS AND ELIMINATION OF AIR.
- COORDINATE PLUMBING PIPING INSTALLATION WITH DUCTWORK, STRUCTURE, LIGHTING, ELECTRICAL CONDUIT, AND ALL OTHER MATERIAL AND EQUIPMENT.
- PROVIDE AIR CHAMBERS ON TOP OF ALL HOT AND COLD DOMESTIC WATER RISERS. PROVIDE SHOCK ABSORBERS AT EACH SOLENOID VALVE OR PIECE OF EQUIPMENT THAT HAS A QUICK CLOSING TYPE VALVE.
- WHEREVER WELLS ARE INSTALLED IN PIPING FOR THERMOMETERS, PRESSURE GAGES, PROBES ETC. PIPE SIZE SHALL BE INCREASED BY ONE PIPE DIAMETER TO ACCOMMODATE THE SAME.
- PIPING SHALL NOT BE SUPPORTED FROM DUCTWORK, DUCT SUPPORTS, OR OTHER PIPING. HANGER RODS SHALL NOT PENETRATE DUCTWORK.
- PROVIDE ALL NECESSARY SUPPLEMENTARY STEEL FOR SUPPORT AND ATTACHMENT OF HANGERS, AND PIPE SUPPORTS BETWEEN BUILDING STRUCTURAL MEMBERS. STEEL SHALL BE PAINTED WITH ONE COAT OF RUST INHIBITING PRIMER.
- PLACE SLEEVES THROUGH ALL WALLS, FLOORS AND CEILINGS DURING THE INITIAL CONSTRUCTION WHERE IT IS NECESSARY FOR PIPING TO GO THROUGH. WHEN IT IS NOT DONE, DO ALL CUTTING AND PATCHING REQUIRED FOR THE INSTALLATION OF WORK. ANY DAMAGE CAUSED TO THE BUILDING BY THIS CUTTING AND PATCHING SHALL BE CORRECTED AT NO ADDITIONAL COST TO THE OWNER.

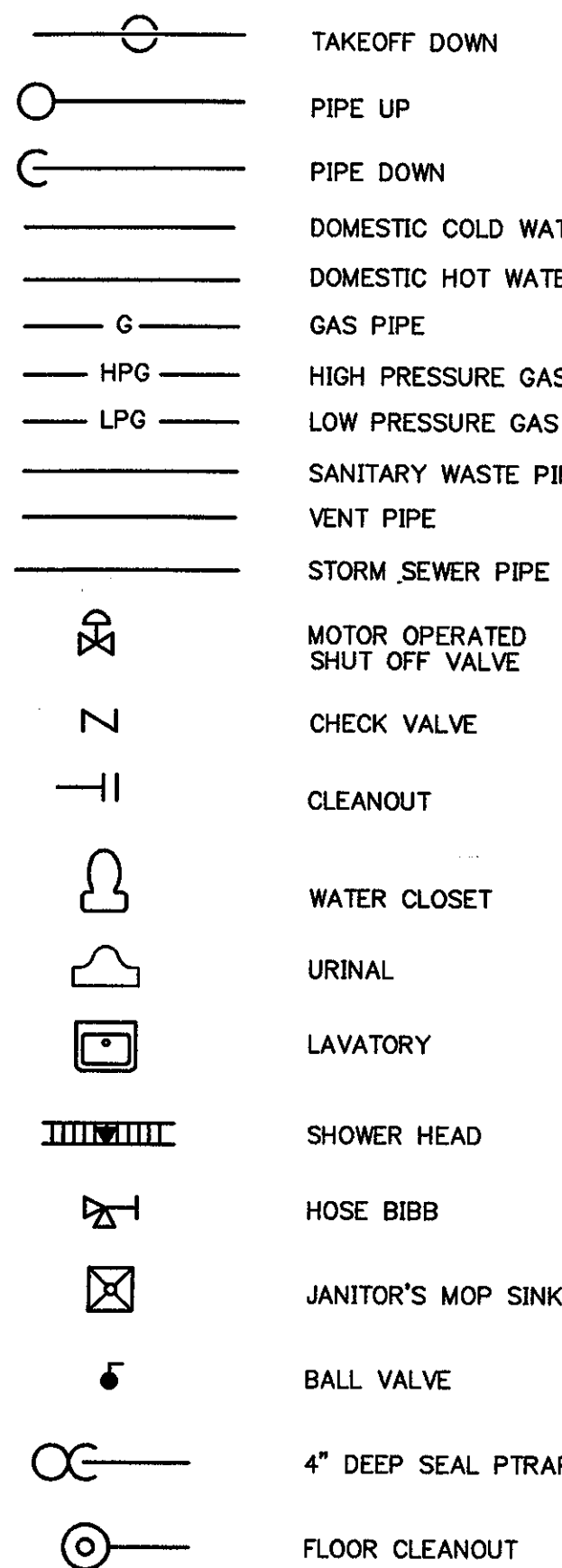
C. CLEANUP

- THOROUGHLY BRUSH AND CLEAN UP WORK. REMOVE ALL DEBRIS FROM INSIDE AND OUTSIDE OF ALL FIXTURES AND EQUIPMENT. PAINTED EXPOSED WORK, SOILED OR DAMAGED, SHALL BE CLEANED OR REPAINTED TO MATCH ADJOINING WORK BEFORE FINAL ACCEPTANCE.

F. WARRANTY

- THE CONTRACTOR SHALL PROVIDE FULL WARRANTY FOR A PERIOD OF ONE YEAR STARTING AT THE DATE OF A WRITTEN ACCEPTANCE BY THE OWNER OF THE COMPLETED WORK.
- WARRANTY SHALL COVER INSTALLATION, WORKMANSHIP, MATERIALS, EQUIPMENT AND EQUIPMENT PERFORMANCE. ANY MALFUNCTIONING OR HAVING EXCESSIVE NOISE OR VIBRATIONS SHALL BE REPAIRED OR REPLACED IF FOUND UNREPAIRABLE.

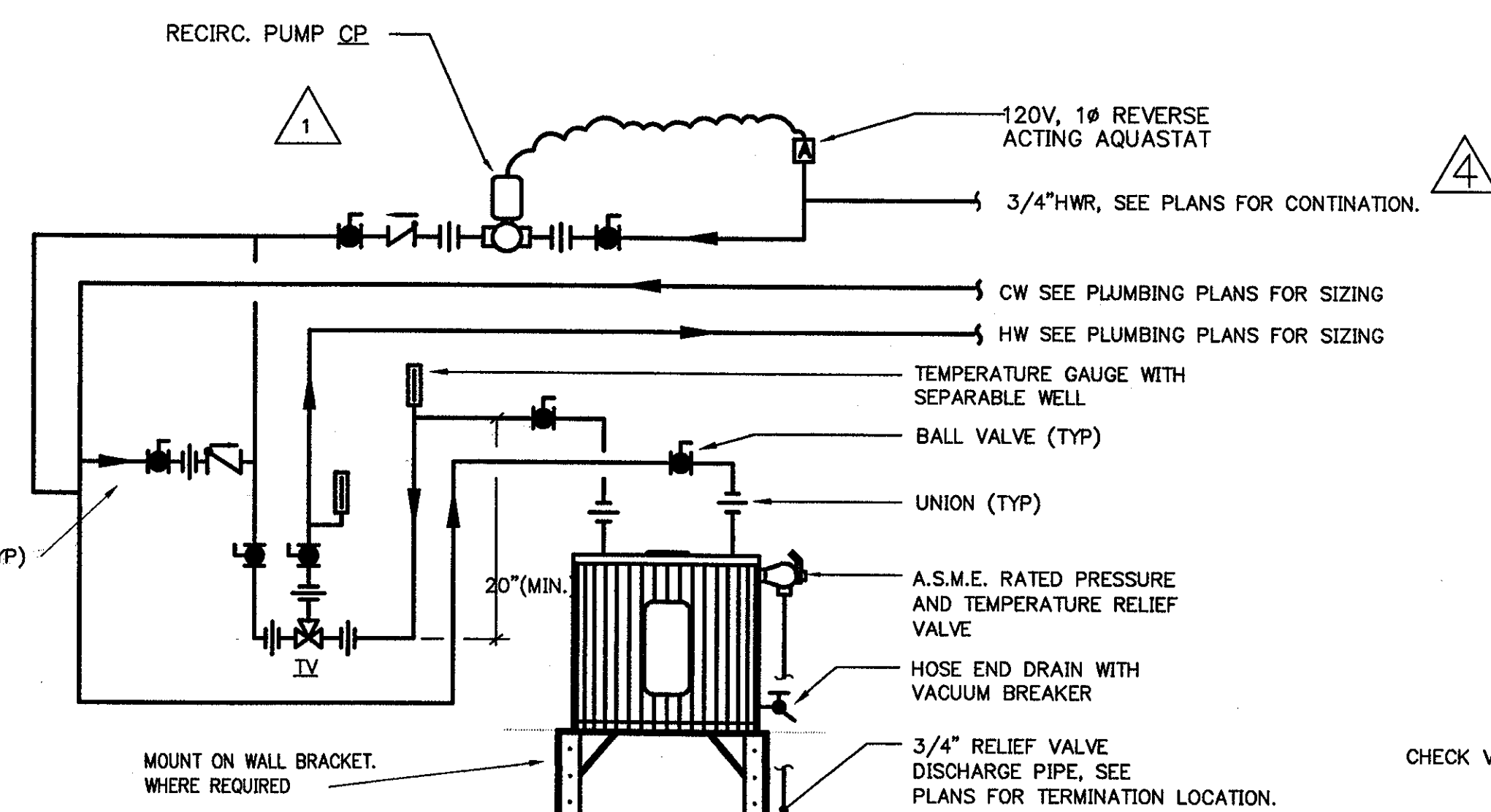
GRAPHIC SYMBOLS



PLUMBING ABBREVIATIONS

CW	COLD WATER
HW	HOT WATER
W	SANITARY WASTE
V	VENT
RWC	RAIN WATER CONDUIT
G	GAS
FOO	FLOOR CLEANOUT
SAN	SANITARY DRAIN
RBF	RUN BELOW FLOOR
RAC	RUN ABOVE CEILING
GPM	GALLON PER MINUTE
LAV	LAVATORY
WC	WATER CLOSET
UR	URINAL
DWBP	DOMESTIC HOT WATER
SEWP	SEWAGE EJECTOR PUMP
PD	PUMP DISCHARGE
CO	CLEANOUT
DWH	DOMESTIC HOT WATER HEATER
BTU/H	BRITISH THERMAL UNIT PER HOUR
INV. EL.	INVERT ELEVATION
FD	FLOOR DRAIN
FCP	FLOOR CLEANOUT PLATE
GPH	GALLON PER HOUR
FT	FEET
WC-A	HANDICAPPED WATER CLOSET
LAV-A	HANDICAPPED LAVATORY
FT	FOOT
DN	DOWN
RD	ROOF DRAIN
OD	OVERFLOW DRAIN
AHU	AIR HANDLING UNIT
PSIG	POUNDS PER SQUARE INCH GAGE PRESSURE
CLDIP	CEMENT LINED DUCTILE IRON PIPE
PVC	POLYVINYL CHLORIDE
OC	ON CENTER
TYP	TYPICAL
INV	INVERT
MH	MANHOLE
W.C.	WATER COLUMN
IW	INDIRECT WASTE
FS	FLOOR SINK
EHW	ELECTRIC HOT WATER HEATER

TAG NUMBER	AREA SERVED	STORAGE TANK SIZE	HEATING ELEMENT WATTAGE	VOLTAGE PHASE	RECOVERY GPM AT 100°F RISE	REMARKS
EWH-1 THRU 8	SEE DRAWINGS	30	4,500W/4,500W	208/1	18	UPPER AND LOWER NONSIMULTANEOUS ELEMENTS
EWH-9 THRU 26	SEE DRAWINGS	80	4,500W/4,500W	208/1	18	UPPER AND LOWER NONSIMULTANEOUS ELEMENTS



ELECTRIC AND GAS HOT WATER HEATER PIPING DETAIL

N.T.S. NOTE: ALL WIRING BY ELECTRICAL CONTRACTOR. ALL CONTROLS, I.E., REVERSE ACTING AQUASTAT, BY PLUMBING CONTRACTOR.

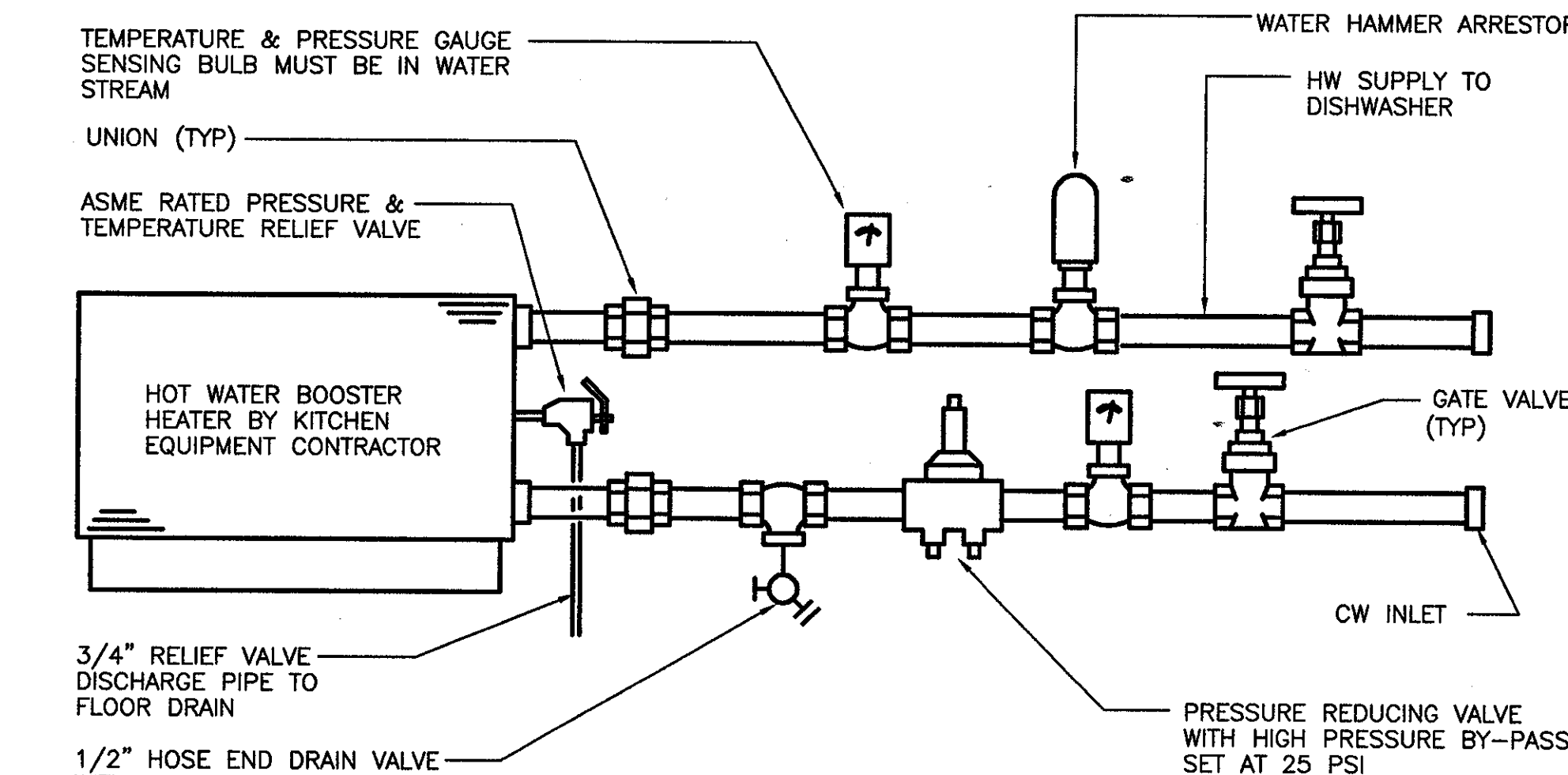
- GENERAL PLUMBING NOTE:
- ALL COLD WATER PIPING TO 110°F & 140°F HOT WATER HEATER AND TEMPERING VALVE SHALL MAKE THE PIPING SIZES SHOWN ON THE PLUMBING PLAN.
  - CONTR. SHALL PROVIDE MOUNTING HARDWARE WHERE HOT WATER HEATER IS MOUNT ABOVE THE CEILING.
  - PIPING ARRANGEMENT IS SIMILAR FOR GAS FIRED HOT WATER HEATERS.
  - PROVIDE AND INSTALL A RECIRCULATING PUMP, AQUASTAT AND ALL ASSOCIATED FITTINGS AND VALVES REQUIRED. SEE DETAIL, FOR THE FOLLOWING WATER HEATERS: DWH-1, DWH-2, EWH-2, EWH-3, EWH-4, EWH-5, EWH-6, EWH-7, EWH-11, EWH-12, EWH-13, EWH-15, EWH-16, EWH-17, EWH-18, EWH-21, EWH-22, EWH-23, EWH-24, EWH-25.
  - REFER TO PLUMBING PLANS FOR HOT WATER AND/OR 140°F HOT WATER REQUIREMENTS AT EACH WATER HEATER.
- KEY:
- EHW1: SEE WRITTEN SPECIFICATIONS FOR MANUFACTURER AND MODEL. IN ADDITIONS SEE HOT WATER HEATER SCHEDULE ON DWG P001 FOR CAPACITIES.
  - IV: EQUAL TO "HOLBY" ASSE 1017 RATED, ALL BRONZE, THERMOSTATICALLY OPERATED TEMPERING VALVE.
  - CE: EQUAL TO "TACQ" MODEL #110, 1/12 HP, 115V/1PH, 5 GPM @ 20' HEAD.

TAG NUMBER	AREA SERVED	LEAD PUMP FLOW GPM	LAG PUMP FLOW GPM	PRESSURE BOOST FEET	SPEED RPM	MOTOR SIZE LEAD PUMP HP	MOTOR SIZE LAG PUMP HP	AURORA MODEL	REMARKS
PBU-1	PRESS BOX	55	160	90	1770	5	7.5	753 WITH 2X3X11 LAG AND 1.5X2X12 LEAD PUMP	460 V, 3 PHASE POWER SUPPLY CONSTANT SPEED
PBU-2	IRRIGATION SYSTEM	62.5	62.5	125	1770	7.5	7.5	753 WITH 1.5X2X12 PUMPS	460 V, 3 PHASE POWER SUPPLY CONSTANT SPEED

TAG NUMBER	AREA SERVED	MAX FLOW EACH PUMP GPM	NUMBER OF PUMPS	LIFT FEET	SPEED RPM	MAX SPHERE S INCHES DIA.	MOTOR SIZE EACH PUMP HP	BASEIN SIZE	AURORA MODEL NUMBER	REMARKS
SEWP-1	KITCHEN/MAINTENANCE	65	2	25	1770	3	2	53"x53"x54" DEEP	632-44x47	DUPLEX 460 V, 3 PHASE
SEWP-2	LOCKER ROOMS	162	2	35	1770	3	5	4"x8"x5"-9" DEEP	632-44x47	DUPLEX 460 V, 3 PHASE
SEWP-3	TRENCH DRAINS	125	2	30	1750	2 1/2"	3	4"x5"x6"-4" DEEP	53 HX	DUPLEX 460 V, 3 PHASE

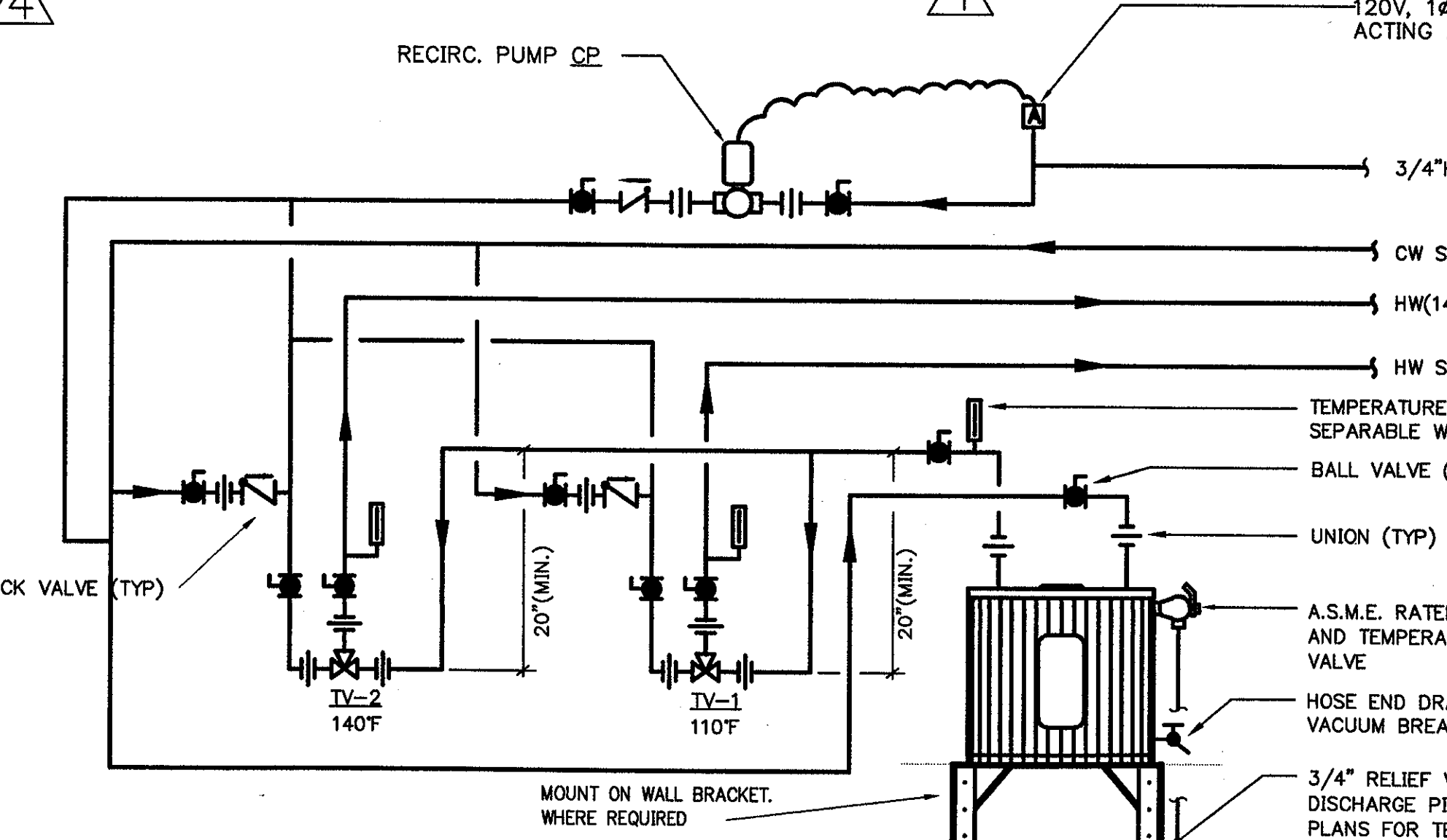
TAG NUMBER	AREA SERVED	STORAGE TANK SIZE	RECOVERY RATE 40 DEG F TO 120 DEG F GPH	BURNER FIRING RATE BTU/HR	MOTOR SIZE	PVI INDUSTRIES MODEL NUMBER	REMARKS
DWH-1	LOCKER ROOMS	600	4,000	3,200,000	5 HP	PVI 4000 N 600A-TP	POWER SUPPLY 460 V 3 PHASE WITH SEPARATE 115 V CONTROL CIRCUIT
DWH-2	SERVICE LEVEL KITCHEN	175	1,000	800,000	3/4 HP	PVI 1000 N 175A-TP	POWER SUPPLY 115 V SINGLE PHASE

NOTE: LOCATE ALL GAS VALVES OUTSIDE OF HUNG CEILING AND OTHER CONCEALED AREAS.



HOT WATER BOOSTER HEATER PIPING DETAIL

N.T.S.



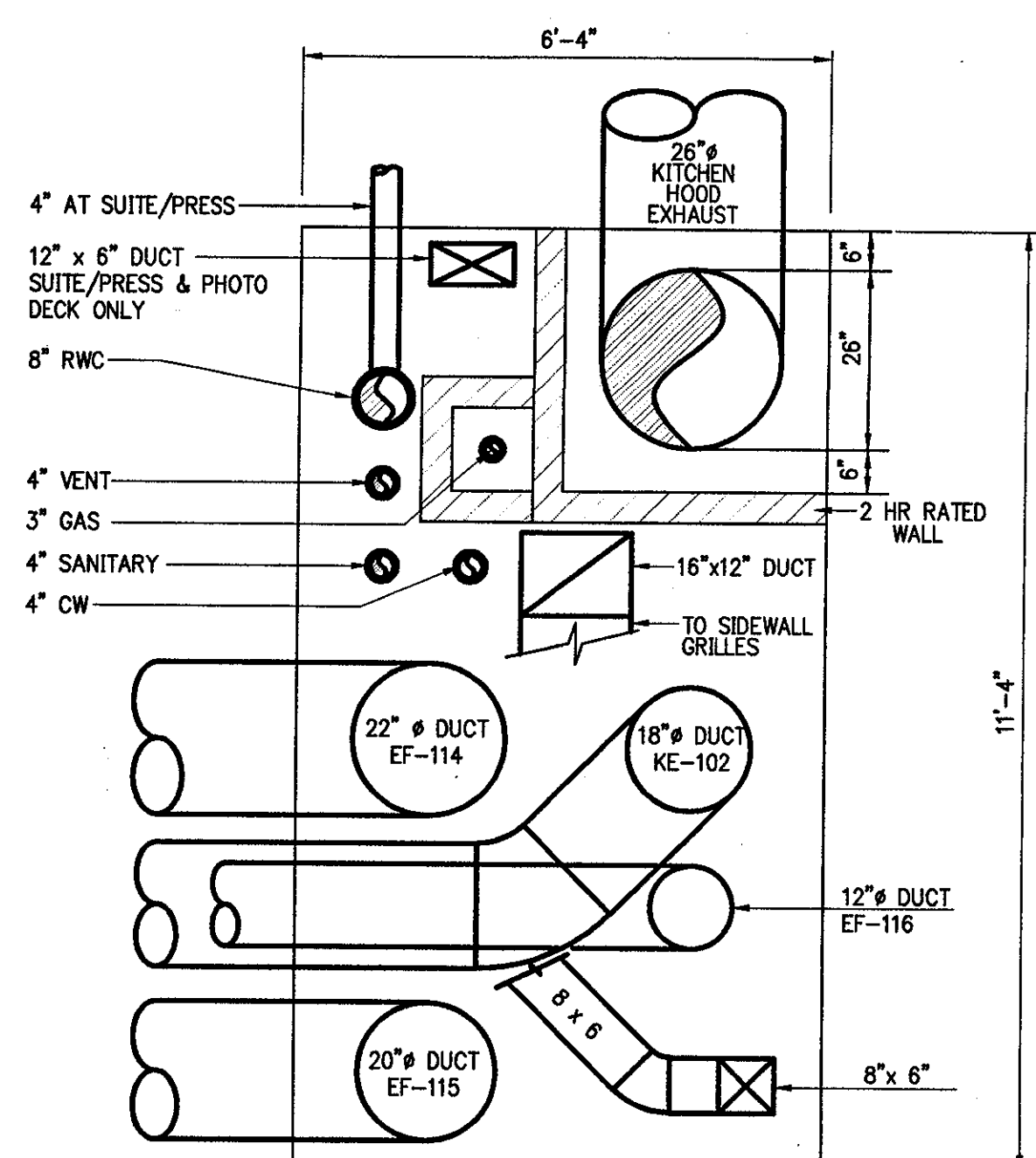
ELECTRIC AND GAS HOT WATER HEATER PIPING DETAIL

- GENERAL PLUMBING NOTE:
- ALL COLD WATER PIPING TO 110°F & 140°F HOT WATER HEATER AND TEMPERING VALVE SHALL MAKE THE PIPING SIZES SHOWN ON THE PLUMBING PLAN.
  - CONTR. SHALL PROVIDE MOUNTING HARDWARE WHERE HOT WATER HEATER IS MOUNT ABOVE THE CEILING.
  - PIPING ARRANGEMENT IS SIMILAR FOR GAS FIRED HOT WATER HEATERS.
  - PROVIDE AND INSTALL A RECIRCULATING PUMP, AQUASTAT AND ALL ASSOCIATED FITTINGS AND VALVES REQUIRED. SEE DETAIL, FOR THE FOLLOWING WATER HEATERS: DWH-1, DWH-2, EWH-2, EWH-3, EWH-4, EWH-5, EWH-6, EWH-7, EWH-11, EWH-12, EWH-13, EWH-15, EWH-16, EWH-17, EWH-18, EWH-21, EWH-22, EWH-23, EWH-24, EWH-25.
  - REFER TO PLUMBING PLANS FOR HOT WATER AND/OR 140°F HOT WATER REQUIREMENTS AT EACH WATER HEATER.
- KEY:
- EHW1: SEE WRITTEN SPECIFICATIONS FOR MANUFACTURER AND MODEL. IN ADDITIONS SEE HOT WATER HEATER SCHEDULE ON DWG P001 FOR CAPACITIES.
  - IV: EQUAL TO "HOLBY" ASSE 1017 RATED, ALL BRONZE, THERMOSTATICALLY OPERATED TEMPERING VALVE. PROVIDE TWO TEMPERING VALVES WHERE REQUIRED, SET TEMPERING VALVES TO DISCHARGE 110°F AND 140°F AS INDICATED ON THE PLUMBING PLANS.
  - CE: EQUAL TO "TACQ" MODEL #110, 1/12 HP, 115V/1PH, 5 GPM @ 20' HEAD.

TAG NUMBER	GPM FLOW	GREASE CAPACITY LBS	REMARKS
GI 1,2,3	35	70	
GI 4,5	20	40	
GI 6	25	50	

PLUMBING FIXTURE LEGEND

- WATER CLOSET TYPE A
- WATER CLOSET TYPE B - ACCESSIBLE
- WATER CLOSET TYPE B-1 - FLOOR MOUNTED-ACCESSIBLE
- URINAL TYPE C
- URINAL TYPE D - ACCESSIBLE
- MOP SERVICE BASIN CORNER UNIT - TYPE 1
- MOP SERVICE BASIN 36"x36" - TYPE 2
- MOP SERVICE BASIN 24"x24" - TYPE 3
- LAVATORY - LAV - WALL MOUNTED
- LAVATORY - LAV - A - ACCESSIBLE - WALL MOUNTED
- GREASE INTERCEPTOR - GI
- LAVATORY - LAV - B COUNTERTOP ACCESSIBLE
- LAVATORY - LAV - COUNTERTOP
- STAINLESS STEEL - SINK - COUNTERTOP
- STAINLESS STEEL - SINK - COUNTERTOP
- STAINLESS STEEL - SINK - COUNTERTOP
- SHOWER - TYPE SHV
- SHOWER - TYPE SHH-A-ACCESSIBLE
- DRINKING FOUNTAIN - CONCOURSE LEVEL
- DRINKING FOUNTAIN - ACCESSIBLE
- ELECTRIC WATER COOLER - ACCESSIBLE
- FLOOR SINK
- FLOOR DRAIN



DUCT/PLUMBING SHAFT AT SECTOR "B" STAIRS

STAIR "B" 1/2" = 1'-0"

GENERAL PLUMBING NOTE: EXACT LOCATION OF PLUMBING RISERS TO BE DETERMINE IN FIELD. LAYOUT AS SHOWN IN THIS DETAIL IS A SUGGESTION, EXCEPT FOR THE HIGH PRESSURE GAS RISER. THE HIGH PRESSURE GAS RISER SHALL BE LOCATED WITHIN THE RATE CHASE INDICATED IN THE DETAIL. PLUMBING CONTRACTOR SHALL COORDINATE ALL RISER LOCATIONS WITH ALL TRADES.

Revision	Date	No.
AS PER ADDENDUM 1	4/18/01	1
AS PER STATE COMMENTS	5/18/01	2
AS PER CCD #170	8/2/02	3
AS PER CCD #236	05/01/03	4

THE STADIUM AT RENTSCHLER FIELD

Owner: State of Connecticut

Architecture: Ellerbe Becket, Inc. 695 West 47th Street, Suite 200, New York, NY 10019-1585, Telephone: 815.561.4643, Facsimile: 815.561.2833

Landscaping Design: CR3 571 Hopewoad Street, Simsbury, CT 06070, Telephone: 860.628.1988, Facsimile: 860.628.1217

Structural Engineering: BVH Integrated Services 90 Griffin Road South, Bloomfield, CT 06002, Telephone: 860.286.9171, Facsimile: 860.242.8256

Head Office: The Bigelow Companies 1575 Wilshire Avenue, Suite 150, Torrance, CA 90501, Telephone: 816.463.5553, Facsimile: 816.463.5519

Mechanical/Electrical Engineering: DTC 506 Washington Ave, North Haven, CT 06453, Telephone: 203.239.4200, Facsimile: 203.234.7376

General: GZA GeoEnvironmental 27 Bank Road, Waterbury, CT 06706, Telephone: 860.875.7655, Facsimile: 860.872.2416

Civil Engineering/Staff: Fuss & O'Neill 146 Hartford Road, Manchester, CT 06040-5901, Telephone: 860.663.8089, Facsimile: 860.663.6733

Security: Safesecure Network 17 E. Oak Road, New Milford, CT 06776, Telephone: 860.354.7020, Facsimile: 860.354.7020

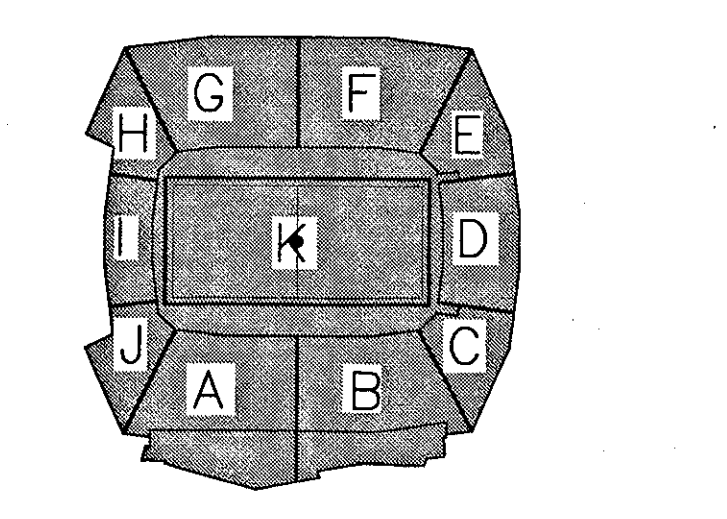
Cost Analysis: F & C Consultants, Inc. 8233 Ward Parkway, Suite 225, Kansas City, MO 64114, Telephone: 816.523.3377, Facsimile: 816.523.8256

Vertical Circulation: Syska & Hennessy One Broadway, 9th Floor, Cambridge, MA 02142, Telephone: 617.577.9900, Facsimile: 617.577.9191

Architectural: Pelton Marsh Kinsella 1420 W. McDougald Lane, Suite 400, Dallas, TX 75247-4951, Telephone: 214.688.3444, Facsimile: 214.951.7408

Structural: MST 1891 W. Kirtley Avenue, Littleton, CO 80120-4402, Telephone: 303.738.1440, Facsimile: 303.738.2627

THESE RECORD DOCUMENTS HAVE BEEN PREPARED BASED ON INFORMATION SUPPLIED TO THE ARCHITECT/ENGINEER BY OTHERS. THE ARCHITECT/ENGINEER HAS NOT INDEPENDENTLY VERIFIED THE INFORMATION AND DISCLAIMS RESPONSIBILITY FOR THE ACCURACY AND COMPLETENESS THEREOF. THESE DRAWINGS ARE FOR REFERENCE ONLY AND ARE NOT TO BE USED FOR CONSTRUCTION WITHOUT BEING DRAWINGS AND CALCULATIONS SPECIFICALLY PREPARED FOR ANY INTENDED ADDITIONAL WORK.



ELLERBE BECKET

4600 Madison Avenue, Suite 1000, Kansas City, MO 64112, 816.561.4443

Ellerbe Becket, Inc.

© 2003 Ellerbe Becket

PLUMBING SCHEDULES, DETAILS, NOTES AND ABBREVIATIONS

Scale: NONE

Date: 06.30.03 Comm. No. 1013.0002.00

In Charge: FSP RECORD DOCUMENTS

Drawn By: DS

Checked By: LS

P001



THE STADIUM AT RENTSCHLER FIELD

Owner  
State of Connecticut  
Architecture  
Ellerbe Becket, Inc.  
605 West 47th Street, Suite 200  
Kansas City, MO 64112-1905  
Telephone: 816.561.4443  
Facsimile: 816.561.2863

Structural Engineering  
BVH Integrated Services  
50 Griffin Road South  
Bloomfield, CT 06002  
Telephone: 860.256.9171  
Facsimile: 860.242.0236

Mechanical/Electrical Engineering  
Diversified Technology Consultants  
556 Washington Ave  
North Haven, CT 06473  
Telephone: 203.239.4200  
Facsimile: 203.234.7376

Civil Engineering/Traffic  
Fuss & O'Neill  
146 Hartford Road  
Manchester, CT 06040-5927  
Telephone: 860.648.2469  
Facsimile: 860.643.6313

Landscape Design  
CR3  
571 Hopewell Street  
Stimbury, CT 06070  
Telephone: 860.658.1988  
Facsimile: 860.658.1217

Code Analysis  
F & C Consultants, Inc.  
9233 Ward Parkway, Suite 225  
Kansas City, MO 64114  
Telephone: 816.523.3377  
Facsimile: 816.523.8256

Food Service  
The Bigelow Companies  
1575 University Avenue, Suite 156  
Kansas City, MO 64120-25  
Telephone: 816.463.5533  
Facsimile: 816.463.3510


Audio/Visual  
Pelton Marsh Kinsella  
1420 W. Mockingbird Lane, Suite 400  
Dallas, TX 75247-4951  
Telephone: 214.688.7444  
Facsimile: 214.951.7408

Geotechnical  
GZA GeoEnvironmental  
27 Noel Road  
Vernon, CT 06066  
Telephone: 860.875.7655  
Facsimile: 860.872.2416

Sports Turf  
Millenium Sports Technologies  
1983 W. Kettle Avenue  
Littleton, CO 80120-4402  
Telephone: 303.730.1440  
Facsimile: 303.730.2627

Vertical Circulation  
Syska & Hennessy  
One Broadway, 9th Floor  
Cambridge, MA 02142  
Telephone: 617.577.9600  
Facsimile: 617.577.9191

Security  
Safesecure Network  
17 E. Bush Road Road  
New Milford, CT 06776  
Telephone: 860.354.7020  
Facsimile: 860.354.7020



ELLERBE BECKET



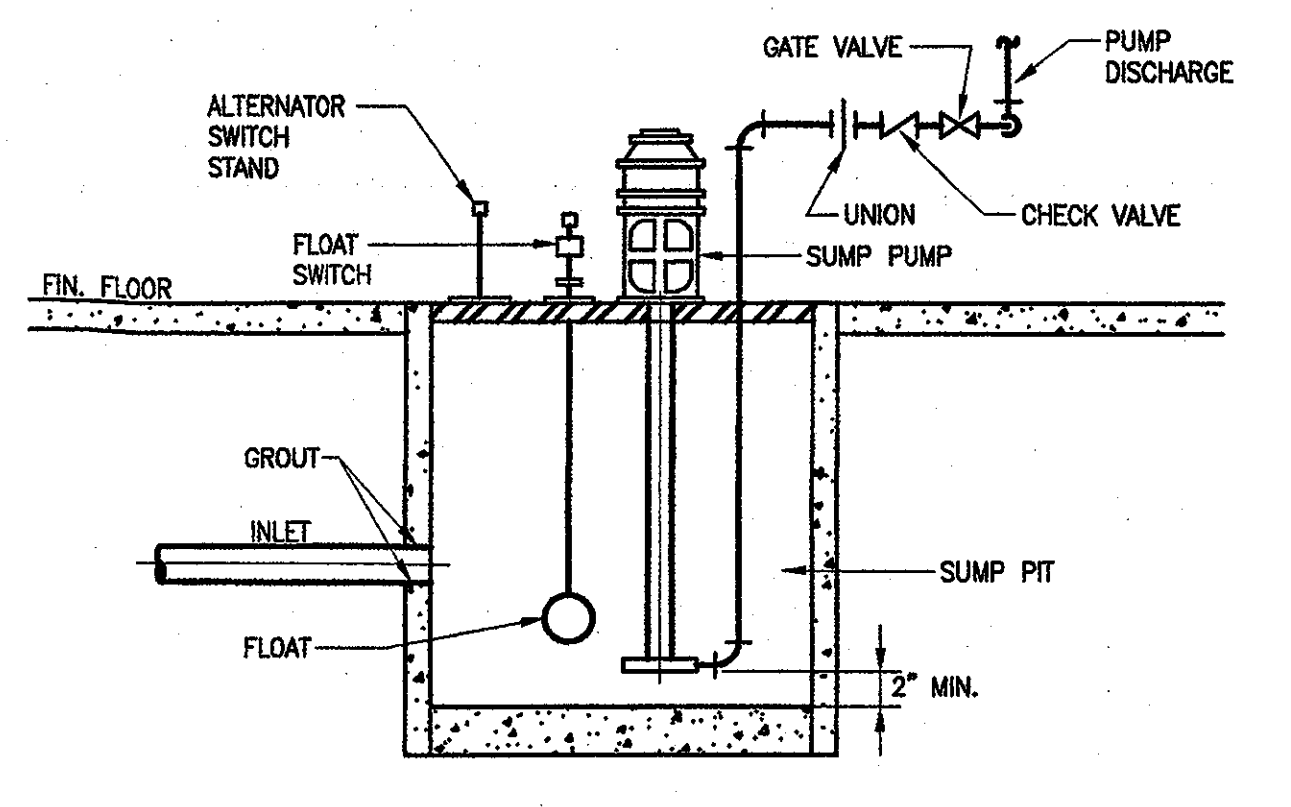
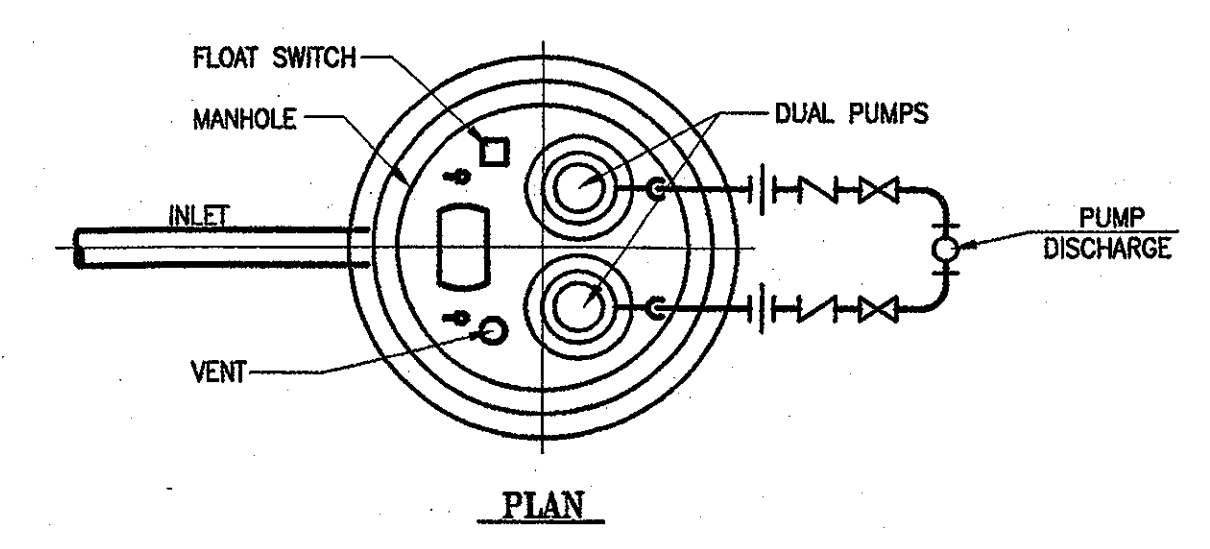
605 West 47th Street Ellerbe Becket, Inc.  
Kansas City, MO 64112-1905  
816 561 4443

© 2001 Ellerbe Becket

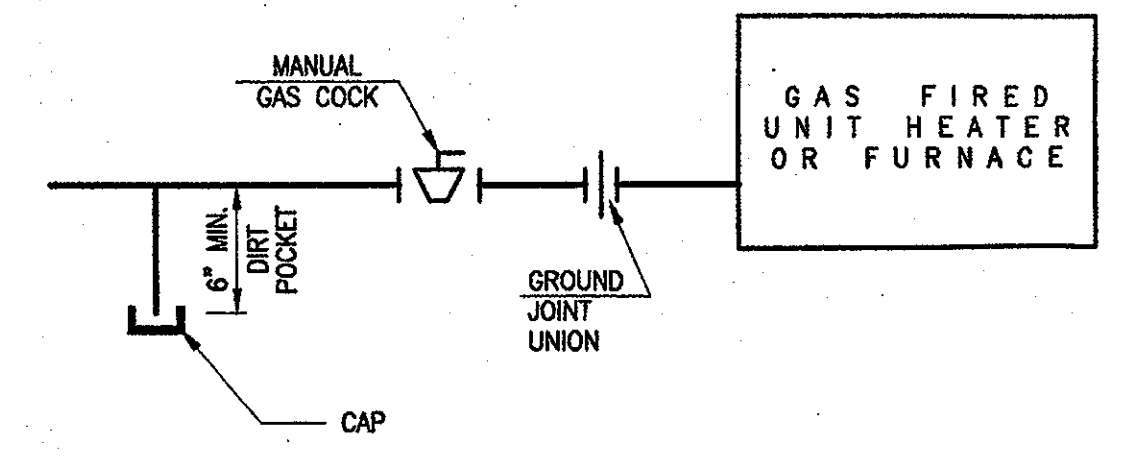
PLUMBING DETAILS

Scale NOTED

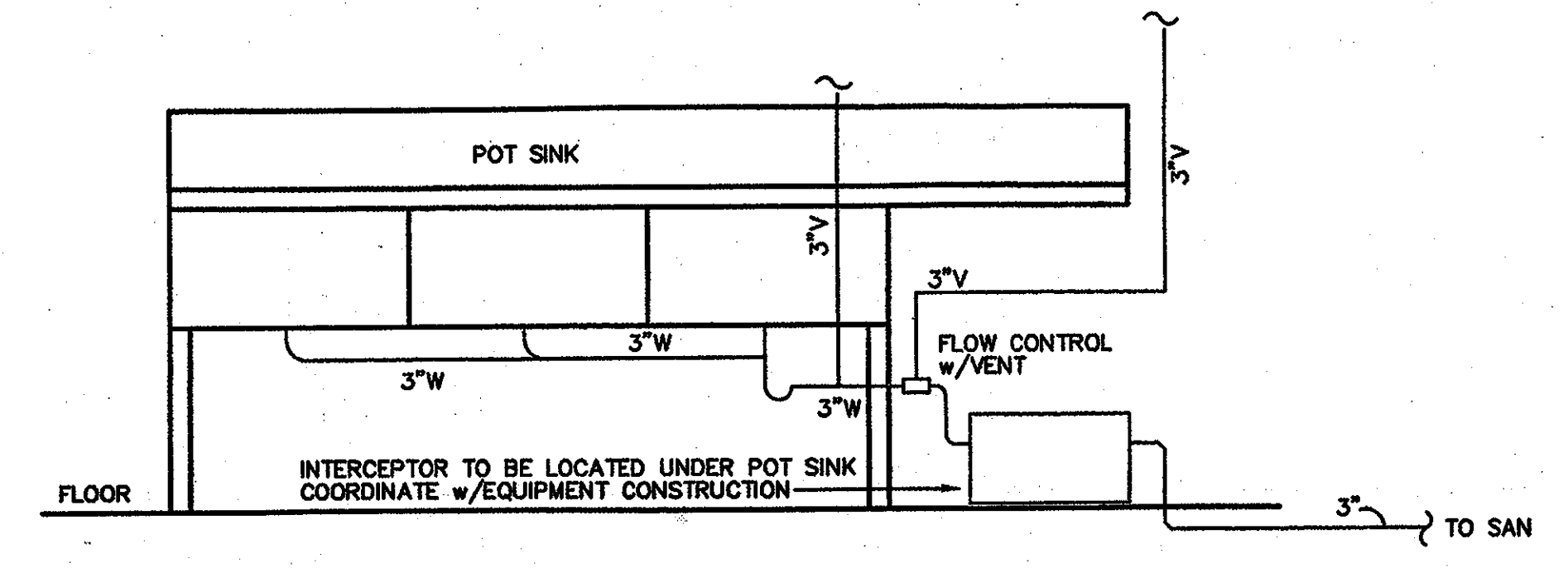
Date	03.16.01	Comm. No	1013.0002.00
In Charge	FSP	CONSTRUCTION DOCUMENTS	
Drawn By	JAV		
Checked By	LS	P002	



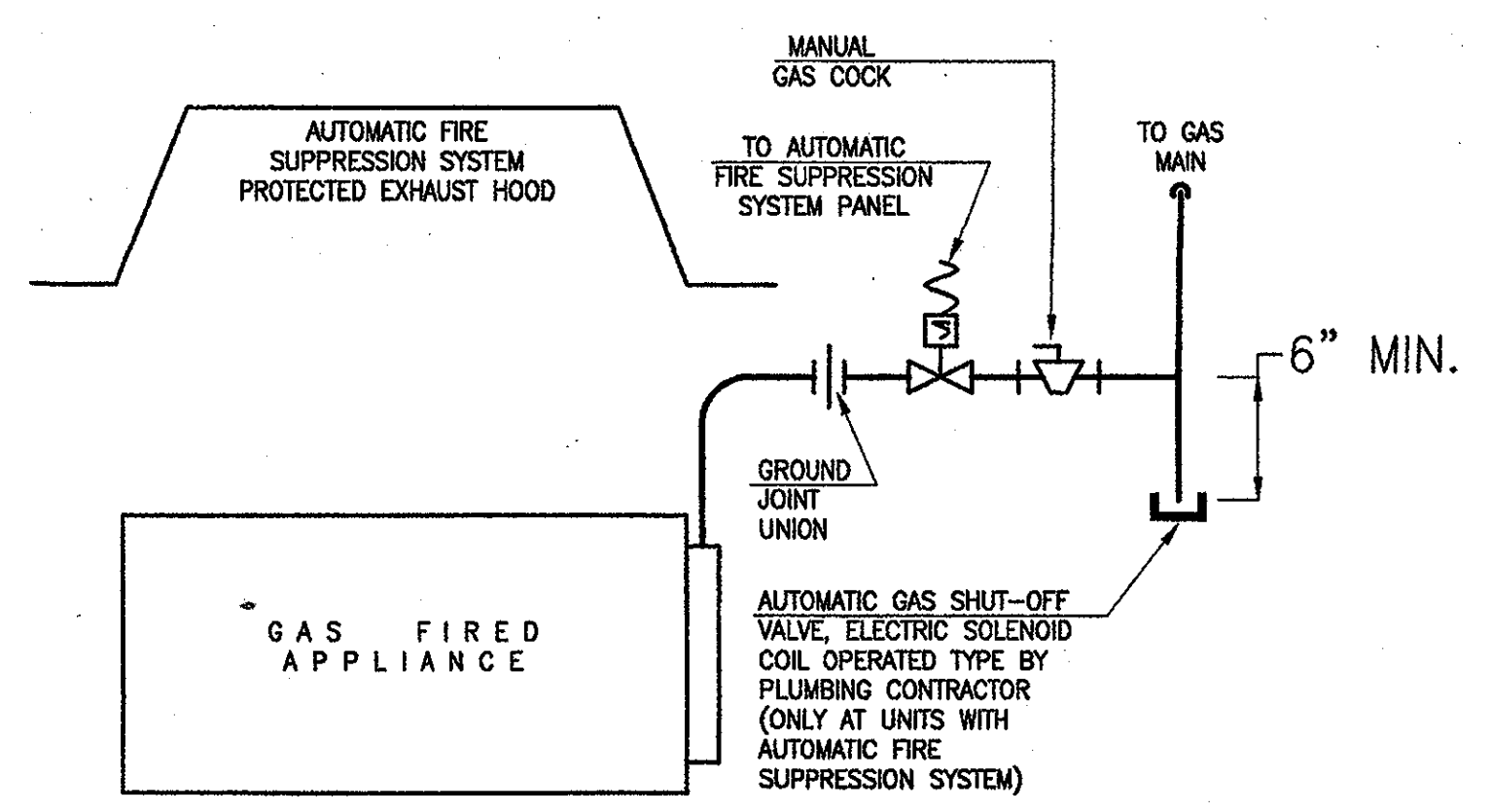
SUMP PUMP INSTALLATION DUPLEX TYPE  
NOT TO SCALE



GAS FIRED UNIT HEATER AND FURNACE GAS PIPING DETAIL  
NOT TO SCALE

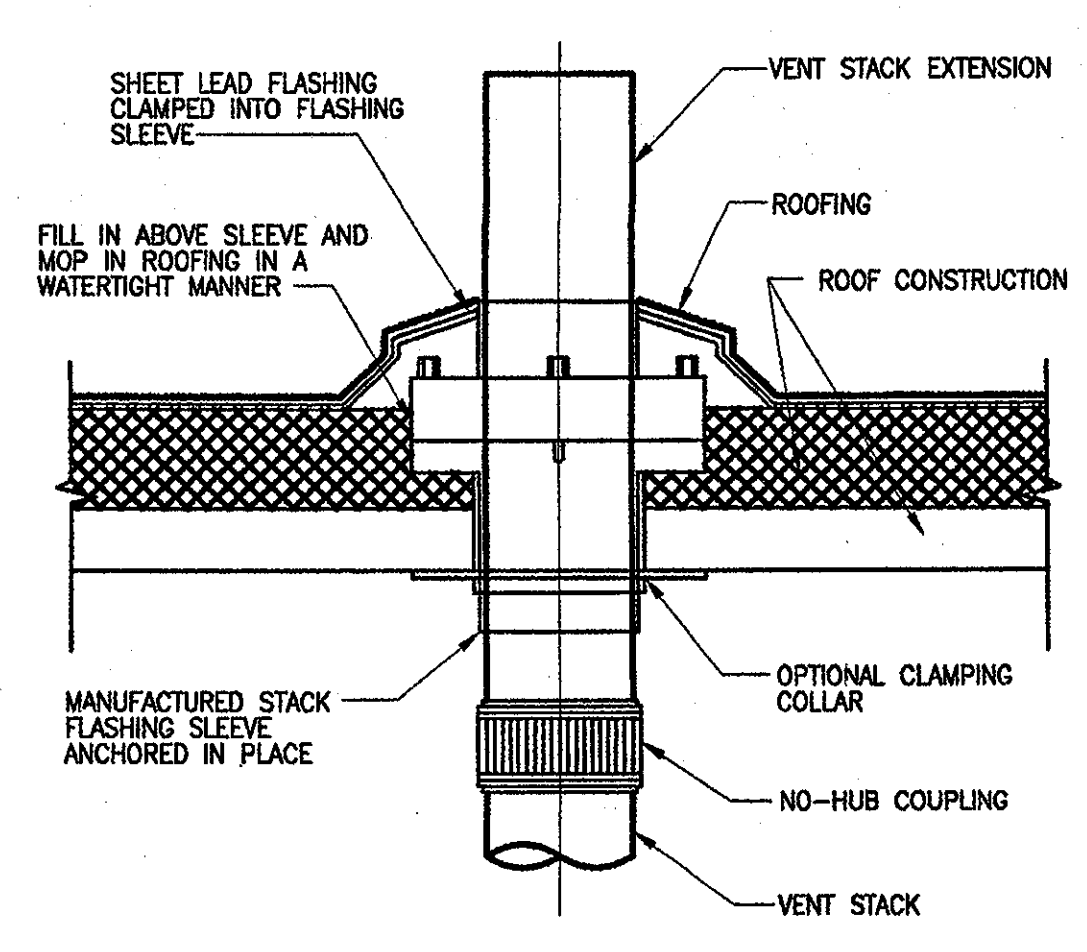


GREASE INTERCEPTOR  
TYPICAL FOR ALL GREASE INTERCEPTORS




NOTE:  
AUTOMATIC FIRE SUPPRESSION SYSTEM INCLUDING PIPING, CONTAINERS, NOZZLES, WIRING AND CONTROL PANEL ARE BY FOOD SERVICE CONTRACTOR

GAS FIRED FOOD SERVICE EQUIPMENT GAS PIPING DETAIL  
NOT TO SCALE



VENT THRU ROOF  
NO SCALE

NOTE: VENT STACK OUTLET TO BE 10 FT. (MIN.) FROM ANY WALL OR STRUCTURE OR 3FT. ABOVE STRUCTURE







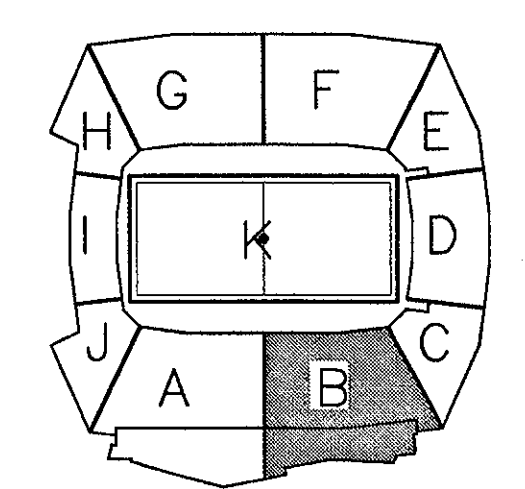


Revision	Date	No.
AS PER ADDENDUM 3	4/18/01	1
AS PER RFI# 149	8/15/01	2
AS PER RFI# 234	8/15/01	3
AS PER RFI#122/CCD#036	10/10/01	4
AS PER CCD#039	10/30/01	5
AS PER RFI# 294/CCD#070	12/28/01	6
PR-006: STATE POLICE	10/26/01	7
AS PER RFI#379	10/22/01	8
AS PER CCD#070	01/02/02	9
AS PER CCD#107	02/21/02	10

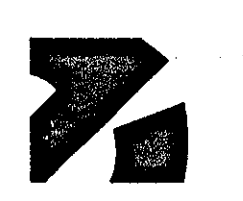
**THE STADIUM AT RENTSCHLER FIELD**

- Owner  
**State of Connecticut**
- Architecture  
**Ellerbe Becket, Inc.**  
605 West 47th Street, Suite 700  
Kansas City, MO 64112-1905  
Telephone: 816.561.4443  
Facsimile: 816.561.2863
- Structural Engineering  
**BVH Integrated Services**  
50 Griffin Road South  
Bloomfield, CT 06002  
Telephone: 860.286.9171  
Facsimile: 860.242.0235
- Mechanical/Electrical Engineering  
**DTC**  
550 Washington Ave  
North Haven, CT 06473  
Telephone: 203.239.4200  
Facsimile: 203.234.7376
- Civil Engineering/Traffic  
**Fuss & O'Neill**  
146 Hartford Road  
Manchester, CT 06040-0921  
Telephone: 860.642.6169  
Facsimile: 860.643.6313
- Code Analysis  
**F & C Consultants, Inc.**  
323 West Federal, Suite 225  
Kansas City, MO 64114  
Telephone: 816.523.3377  
Facsimile: 816.523.8256
- Audio/Visual  
**Pelton Marsh Kinsella**  
1420 W. Woodglade Lane, Suite 400  
Dallas, TX 75247-4991  
Telephone: 214.688.7444  
Facsimile: 214.951.7488
- Landscape Design  
**CR3**  
571 Hopewell Street  
Storbridge, CT 06269  
Telephone: 860.658.1988  
Facsimile: 860.658.1217
- Food Service  
**The Bigelow Companies**  
1575 Universal Avenue, Suite 156  
Kansas City, MO 64120  
Telephone: 816.483.5553  
Facsimile: 816.483.5510
- Geotechnical  
**GZA GeoEnvironmental**  
27 Nash Road  
Vernon, CT 06066  
Telephone: 860.875.7885  
Facsimile: 860.873.2416
- Security  
**Secure Network**  
17 E. Oak Road  
New Milford, CT 06776  
Telephone: 860.354.7000  
Facsimile: 860.354.7620
- Vertical Circulation  
**Syska & Hennessy**  
One Broadway, 18th Floor  
Cambridge, MA 02142  
Telephone: 617.577.8900  
Facsimile: 617.577.9191
- Sports Turf  
**MST**  
1893 W. 16th Avenue  
Littleton, CO 80120-4402  
Telephone: 303.738.1440  
Facsimile: 303.738.2627

THESE RECORD DOCUMENTS HAVE BEEN PREPARED BASED ON INFORMATION SUPPLIED TO THE ARCHITECT/ENGINEER BY OTHERS. THE ARCHITECT/ENGINEER HAS NOT INDEPENDENTLY VERIFIED THE INFORMATION AND DISCLAIMS RESPONSIBILITY FOR THE ACCURACY AND COMPLETENESS THEREOF. THESE DRAWINGS ARE FOR REFERENCE ONLY AND ARE NOT TO BE USED FOR CONSTRUCTION WITHOUT DRAWINGS AND CALCULATIONS SPECIFICALLY PREPARED FOR ANY INTENDED ADDITIONAL WORK.



**ELLERBE BECKET**



4600 Madison Avenue  
Suite 1000  
Kansas City, MO 64112  
816.561.4443

© 2003 Ellerbe Becket

**SERVICE LEVEL AREA B PLUMBING PLAN UNDERGROUND PIPING**

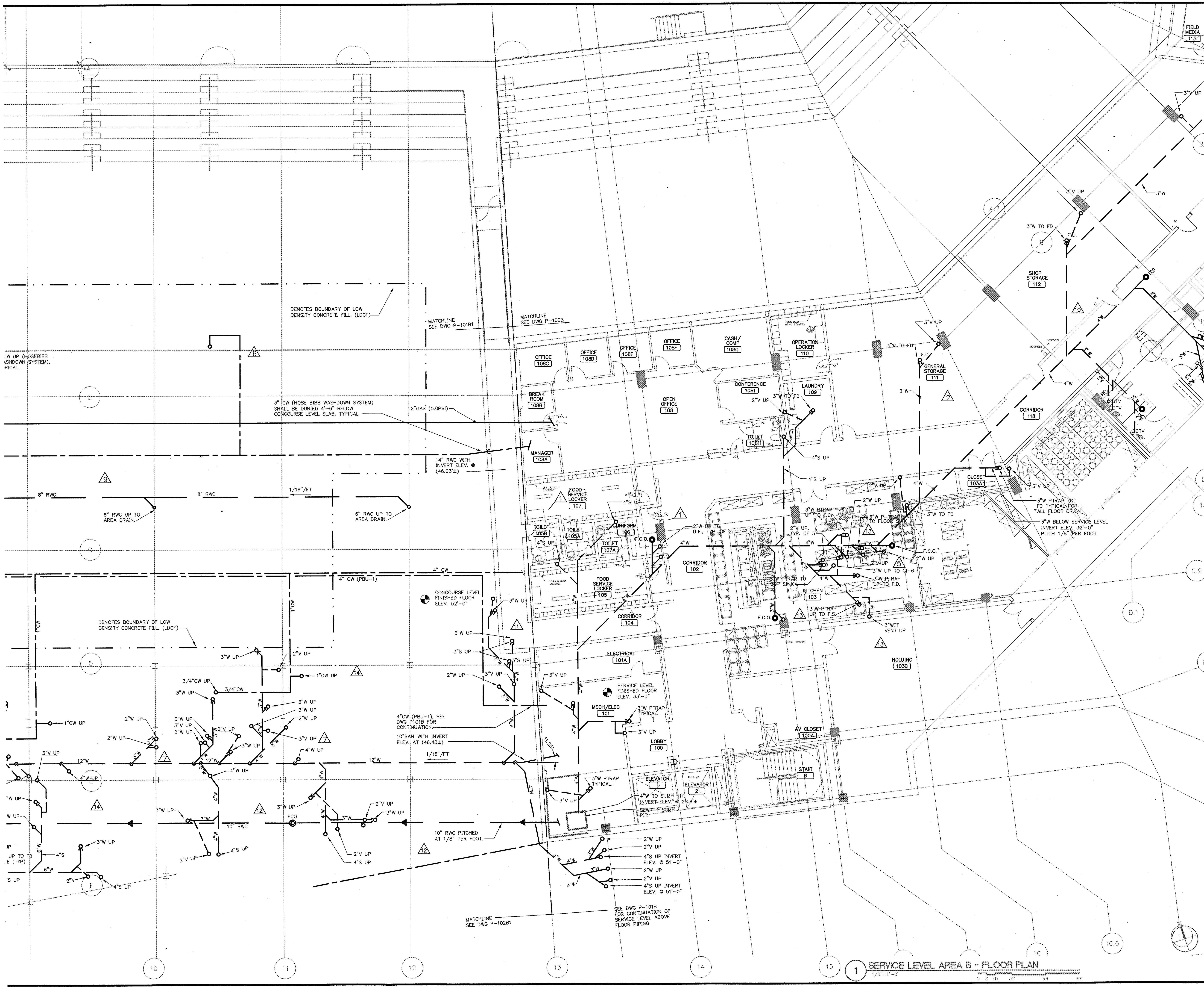
Scale: 1/8"=1'-0"

Date: 08.30.03 Comm. No. 1013.0002.00

In Charge: FP **RECORD DOCUMENTS**

Drawn By: KP

Checked By: MF **P100B**



**1 SERVICE LEVEL AREA B - FLOOR PLAN**  
1/8"=1'-0"

R:\002\610\UP\PLUMBING\AS-BUILD\_20031119\_P100B.dwg, Layout1, 1/27/03 11:07:38 AM



Revision	Date	No.
AS PER ADDENDUM 3	04/18/01	

**THE STADIUM AT RENTSCHLER FIELD**

Owner  
State of Connecticut  
Architect  
Ellerbe Becket, Inc.  
605 West 47th Street, Suite 300  
Kansas City, MO 64112-1905  
Telephone: 816.561.4443  
Facsimile: 816.561.2883

Structural Engineering  
BVH Integrated Services  
50 Griffin Road South  
Bloomfield, CT 06002  
Telephone: 860.285.9171  
Facsimile: 860.242.0236

Mechanical/Electrical Engineering  
Diversified Technology Consultants  
355 Washington Ave.  
North Haven, CT 06473  
Telephone: 203.239.4200  
Facsimile: 203.234.7074

Civil Engineering/Traffic  
Fuss & O'Neill  
146 Hartford Road  
Manchester, CT 06040-2021  
Telephone: 860.546.5469  
Facsimile: 860.648.6113

Landscape Design  
C3  
371 Hempden Street  
Simsbury, CT 06070  
Telephone: 860.628.1598  
Facsimile: 860.658.1217

Civil Analysis  
F & C Consultants, Inc.  
9233 West Parkway, Suite 225  
Kansas City, MO 64114  
Telephone: 816.523.8777  
Facsimile: 816.523.8256

Food Service  
The Bigelow Companies  
1575 Universal Avenue, Suite 106  
Kansas City, MO 64120  
Telephone: 816.483.3533  
Facsimile: 816.483.3510

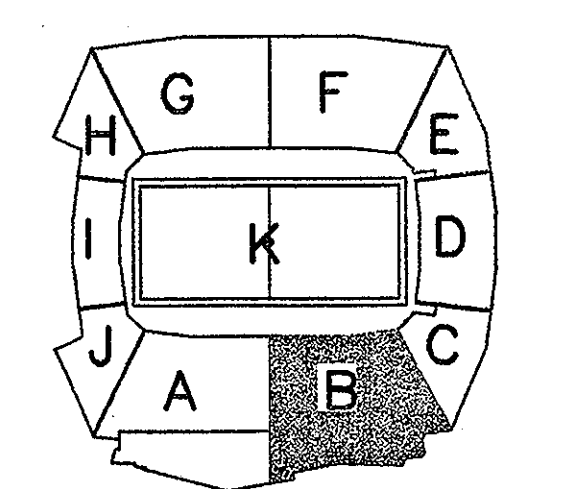
Audio/Visual  
Pelton Marsh Kinsella  
1420 W. Woodbridge Lane, Suite 400  
Dallas, TX 75247-4951  
Telephone: 214.888.7444  
Facsimile: 214.881.7408

Geotechnical  
GZA GeoEnvironmental  
27 Nash Road  
Vernon, CT 06066  
Telephone: 860.275.7055  
Facsimile: 860.272.2416

Sports Turf  
Millenium Sports Technologies  
1859 W. Maple Avenue  
Urbana, IL 61802-4402  
Telephone: 303.730.1440  
Facsimile: 303.730.2627

Vertical Circulation  
Syska & Hennessy  
One Broadway, 5th Floor  
Cambridge, MA 02142  
Telephone: 617.577.2000  
Facsimile: 617.577.9191

Security  
Safesecure Network  
173 Rockledge Road  
New Milford, CT 06776  
Telephone: 860.354.7020  
Facsimile: 860.354.7020



**ELLERBE BECKET**



605 West 47th Street  
Kansas City, MO 64112-1905  
816.561.4443

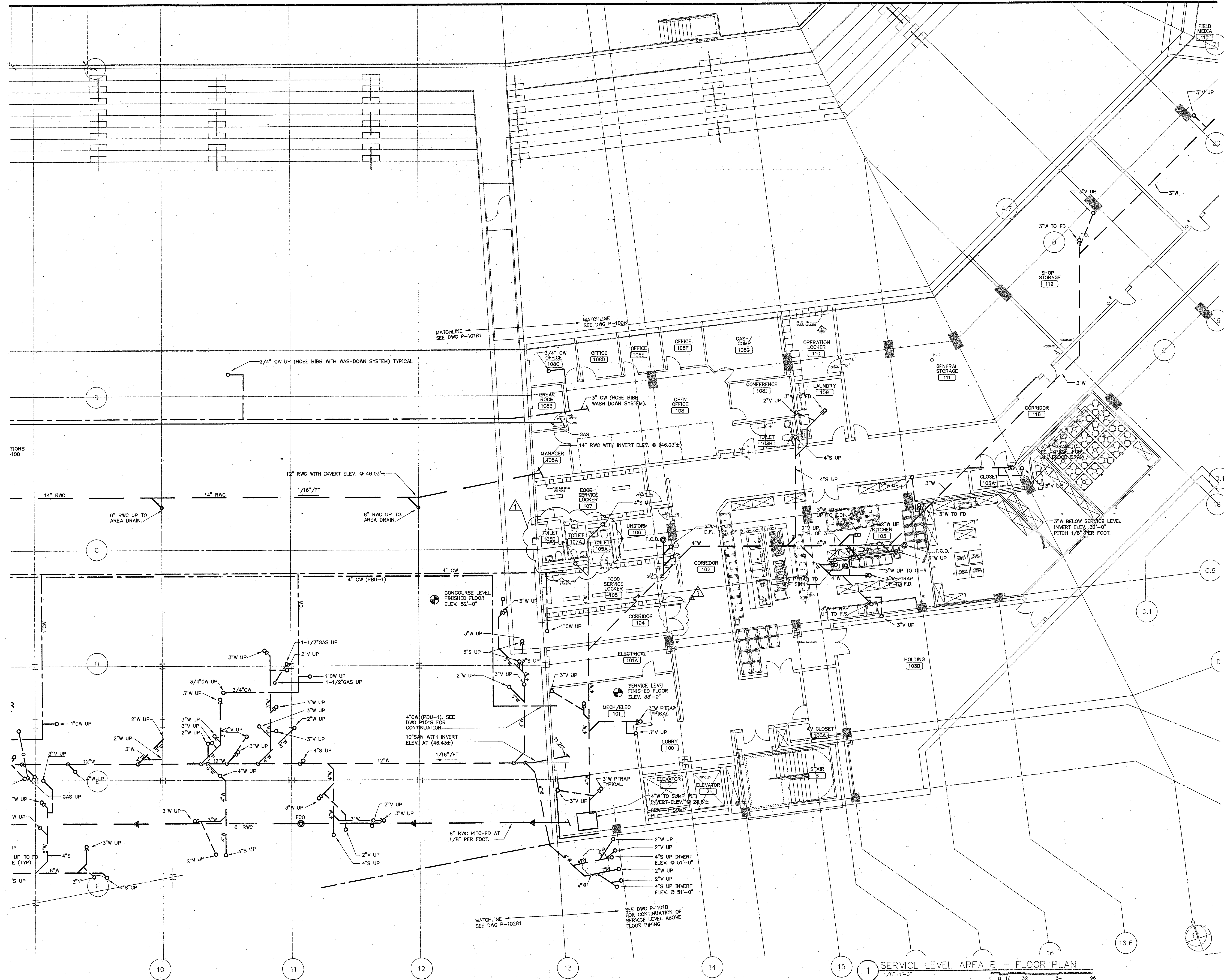
© 2001 Ellerbe Becket

**SERVICE LEVEL, AREA B  
PLUMBING PLAN - ALT. 1  
UNDERGROUND PIPING**

Scale 1/8"=1'-0"

Date 03.16.01 Comm. No. 1013.0002.00  
In Charge FP CONSTRUCTION DOCUMENTS  
Drawn By KP  
Checked By MF

**P100BA1**

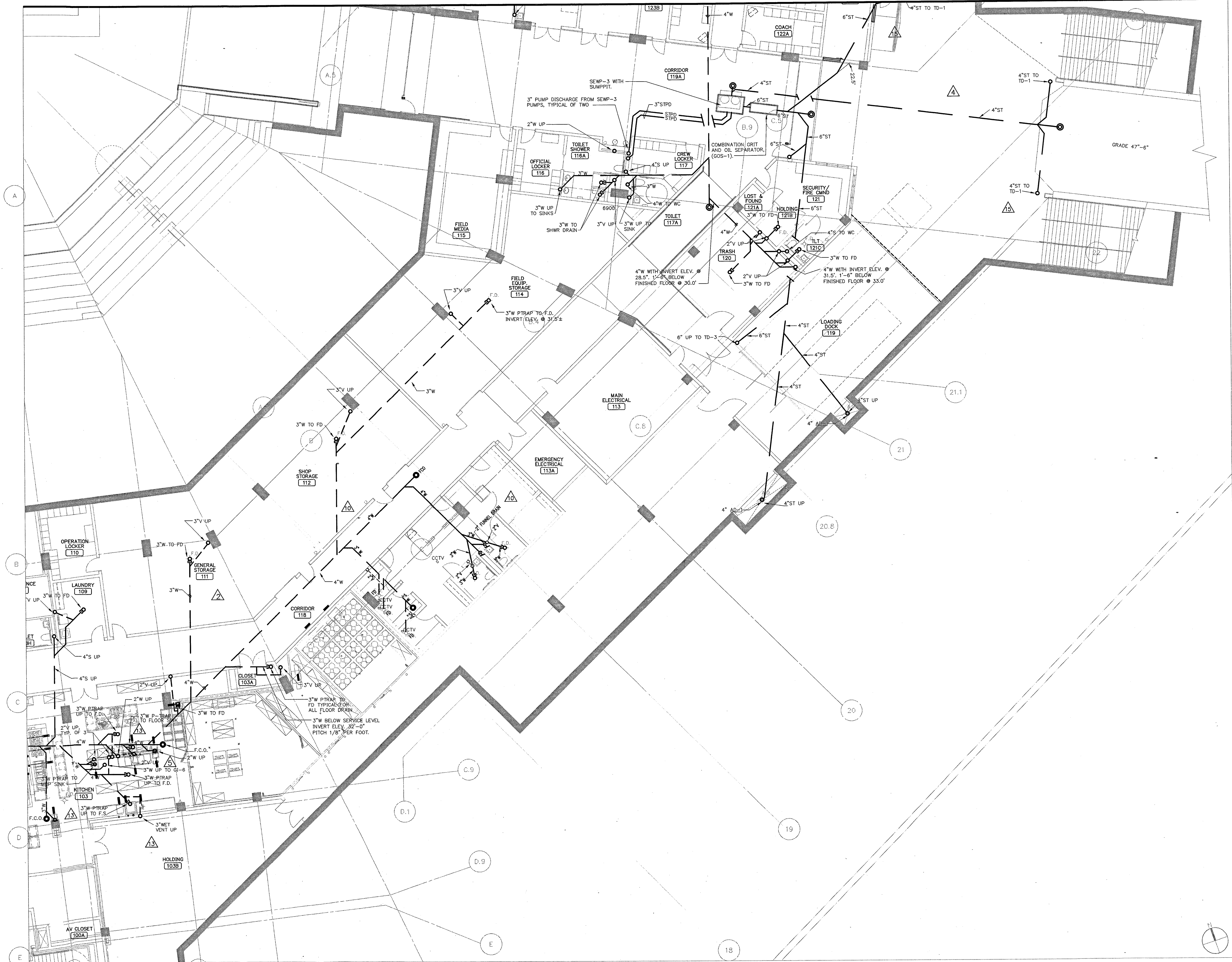


**SERVICE LEVEL AREA B - FLOOR PLAN**

Scale 1/8"=1'-0"



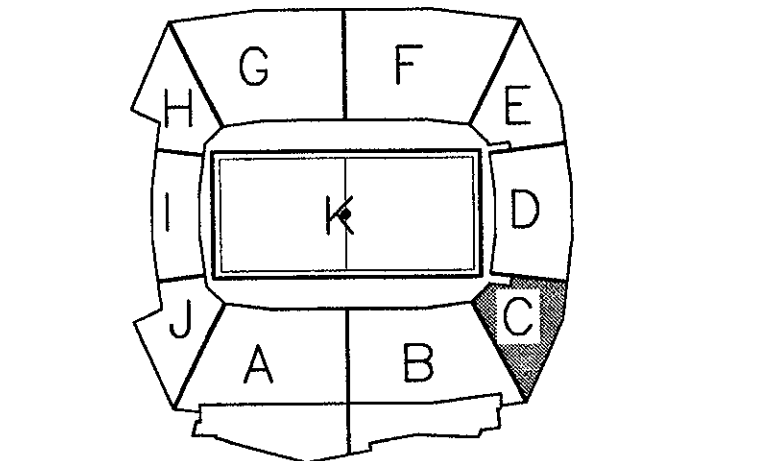
Revision	Date	No.
AS PER RFI# 149	8/15/01	A
AS PER RFI#215	8/29/01	B
PR-006: STATE POLICE	10/26/01	C
AS PER CCD#148	5/30/02	D



**THE STADIUM AT RENTSCHLER FIELD**

- Owner: State of Connecticut
- Architect: **Ellerbe Becket, Inc.**  
600 West 47th Street, Suite 200  
Kansas City, MO 64112-1905  
Telephone: 816.581.4443  
Facsimile: 816.561.2863
- Landscaping Design: **CR3**  
571 Hogwallow Street  
Smethport, PA 16767  
Telephone: 800.658.1988  
Facsimile: 800.658.1217
- Structural Engineering: **BVH Integrated Services**  
50 North Road South  
Bloomfield, CT 06002  
Telephone: 860.286.9171  
Facsimile: 860.242.8256
- Food Service: **The Bigelow Companies**  
1374 General Avenue, Suite 150  
Kansas City, MO 64120  
Telephone: 816.483.5533  
Facsimile: 816.483.5510
- Mechanical/Electrical Engineering: **DTC**  
556 Washington Ave  
North Haven, CT 06473  
Telephone: 203.229.4200  
Facsimile: 203.234.7376
- Geotechnical: **GZA GeoEnvironmental**  
27 Nash Road  
Vernon, CT 06065  
Telephone: 860.875.7655  
Facsimile: 860.872.2416
- Civil Engineering/Traffic: **Fuss & O'Neill**  
140 National Road  
Manchester, CT 06040-5321  
Telephone: 860.646.2469  
Facsimile: 860.643.6513
- Security: **Safesecure Network**  
17 E. Oak Hill Road  
New Milford, CT 06715  
Telephone: 860.354.7020  
Facsimile: 860.354.7020
- Code Analysis: **F & C Consultants, Inc.**  
8233 West Parkway, Suite 225  
Kansas City, MO 64114  
Telephone: 816.523.3377  
Facsimile: 816.523.8256
- Vertical Circulation: **Syska & Hennessy**  
One Broadway, 9th Floor  
Cambridge, MA 02142  
Telephone: 617.577.9900  
Facsimile: 617.577.9191
- Audio/Visual: **Peilon Marsh Kinsella**  
1401 W. Heidelberg Lane, Suite 400  
Dallas, TX 75247-4951  
Telephone: 214.688.7444  
Facsimile: 214.691.7408
- Signs/Turf: **MST**  
1801 W. 26th Avenue  
Littleton, CO 80120-4402  
Telephone: 303.730.1440  
Facsimile: 303.730.2627

THESE RECORD DOCUMENTS HAVE BEEN PREPARED BASED ON INFORMATION SUPPLIED TO THE ARCHITECT/ENGINEER BY OTHERS. THE ARCHITECT/ENGINEER HAS NOT INDEPENDENTLY VERIFIED THE INFORMATION AND DISCLAIMS RESPONSIBILITY FOR THE ACCURACY AND COMPLETENESS THEREOF. THESE DRAWINGS ARE FOR REFERENCE ONLY AND ARE NOT TO BE USED FOR CONSTRUCTION WITHOUT DRAWINGS AND CALCULATIONS SPECIFICALLY PREPARED FOR ANY INTENDED ADDITIONAL WORK.



**ELLERBE BECKET**

4600 Madison Avenue  
Suite 1000  
Kansas City, MO 64112  
816 561 4443

Ellerbe Becket, Inc.

© 2003 Ellerbe Becket

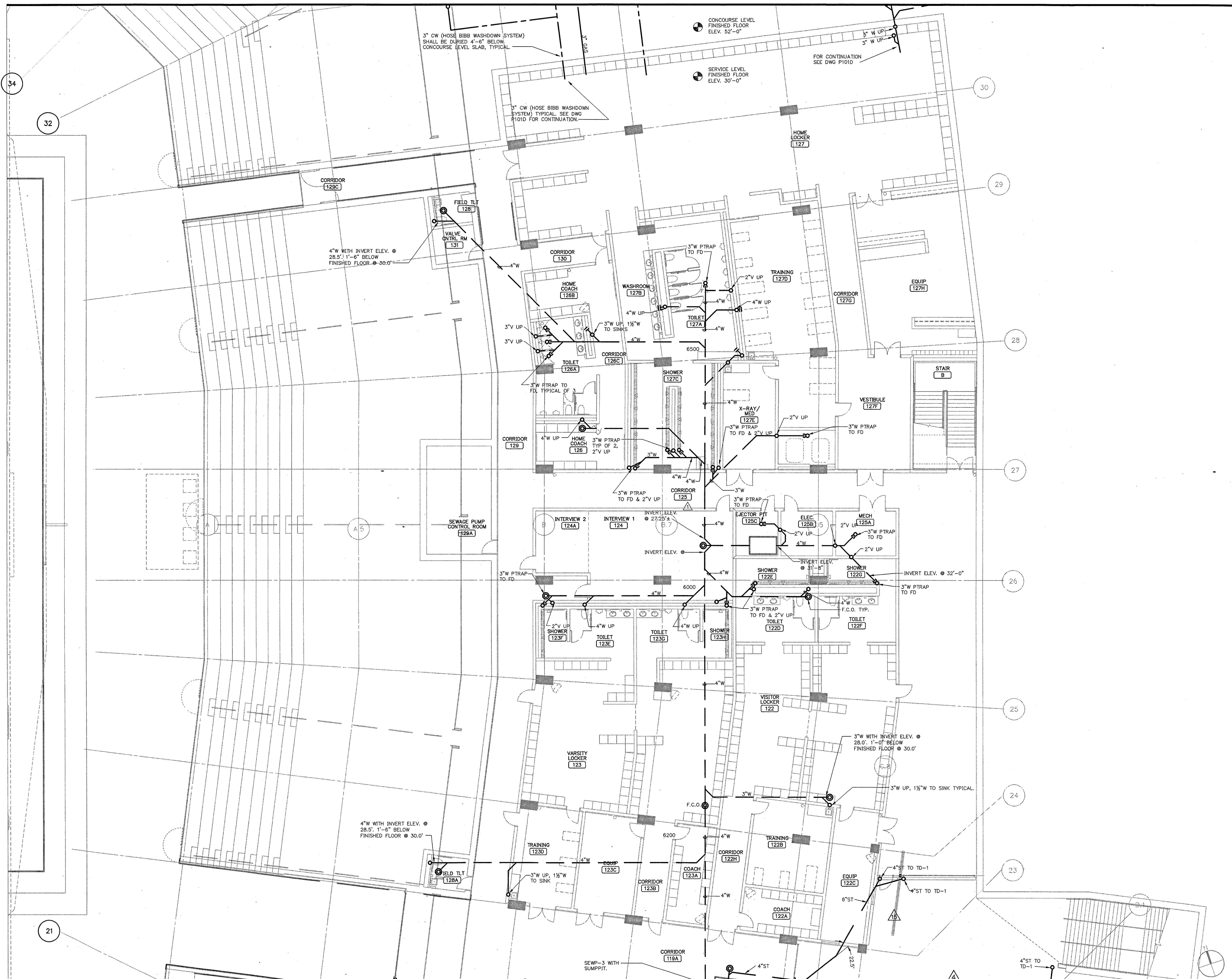
**SERVICE LEVEL, AREA C  
PLUMBING PLAN  
UNDERGROUND PIPING**  
Scale: 1/8"=1'-0"

Date: 08.30.03 Comm. No. 1013.0002.00  
In Charge: FP **RECORD DOCUMENTS**  
Drawn By: KP  
Checked By: MF **P100C**

**1 FIELD LEVEL AREA C - FLOOR PLAN**  
1/8"=1'-0"

R:\2003\08\03\PLUMBING\AS-BUILT\_20031119\_1100-Ang\_Layout\_12/18/03 9:25:23 PM

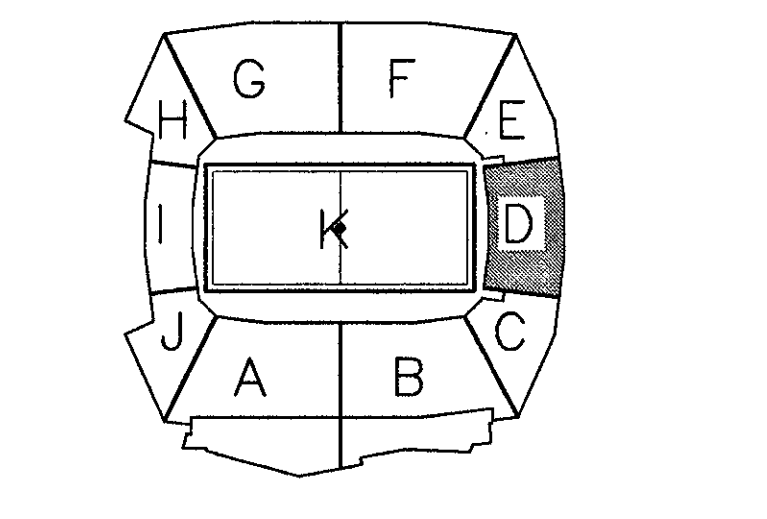




THE STADIUM AT  
RENTSCHLER FIELD

- Owner  
State of Connecticut
- Architecture  
Ellerbe Becket, Inc.  
605 West 7th Street, Suite 200  
Kansas City, MO 64112-1905  
Telephone: 816.561.4443  
Facsimile: 816.561.2863
- Structural Engineering  
BVH Integrated Services  
50 Griffin Road South  
Bloomfield, CT 06002  
Telephone: 860.246.9171  
Facsimile: 860.242.8236
- Mechanical/Electrical Engineering  
DTC  
556 Washington Ave  
North Haven, CT 06473  
Telephone: 203.239.4200  
Facsimile: 203.239.1296
- Oil Engineering/Traffic  
Fuss & O'Neill  
146 Hartford Road  
Meriden, CT 06069-9221  
Telephone: 860.646.2469  
Facsimile: 860.643.8113
- Code Analysts  
F & C Consultants, Inc.  
8233 West Parkway, Suite 225  
Kansas City, MO 64114  
Telephone: 816.523.3377  
Facsimile: 816.523.8266
- Audio/Visual  
Pelton Marsh Kinsella  
1420 W. Woodbridge Lane, Suite 400  
Dallas, TX 75247-4951  
Telephone: 214.688.7444  
Facsimile: 214.951.7408
- Landscape Design  
CR3  
371 Maplewood Street  
Simsbury, CT 06070  
Telephone: 860.628.1988  
Facsimile: 860.628.1217
- Food Service  
The Bigelow Companies  
1575 Universal Avenue, Suite 156  
Kansas City, MO 64124  
Telephone: 816.483.5553  
Facsimile: 816.483.5510
- Geotechnical  
GZA GeoEnvironmental  
27 Nash Road  
Vernon, CT 06066  
Telephone: 860.875.7655  
Facsimile: 860.872.2416
- Security  
Safesecure Network  
17 E. Rock Road  
New Britain, CT 06778  
Telephone: 860.354.7020  
Facsimile: 860.354.7020
- Vertical Circulation  
Syska & Hennessy  
One Broadview, 9th Floor  
Cambridge, MA 02142  
Telephone: 617.577.9900  
Facsimile: 617.577.9191
- Sports Turf  
MST  
1893 W. Kelle Avenue  
Lubbock, TX 79402-4602  
Telephone: 803.738.1440  
Facsimile: 803.738.2627

THESE RECORD DOCUMENTS HAVE BEEN PREPARED BASED ON INFORMATION SUPPLIED TO THE ARCHITECT/ENGINEER BY OTHERS. THE ARCHITECT/ENGINEER HAS NOT INDEPENDENTLY VERIFIED THE INFORMATION AND DISCLAIMS RESPONSIBILITY FOR THE ACCURACY AND COMPLETENESS THEREOF. THESE DRAWINGS ARE FOR REFERENCE ONLY AND ARE NOT TO BE USED FOR CONSTRUCTION WITHOUT DRAWINGS AND CALCULATIONS SPECIFICALLY PREPARED FOR ANY INTENDED ADDITIONAL WORK.



ELLERBE BECKET

4600 Madison Avenue  
Suite 1000  
Kansas City, MO 64112  
816.561.4443

Ellerbe Becket, Inc.

1 FIELD LEVEL AREA D - FLOOR PLAN  
1/8"=1'-0"

P:\02\04\07\PLUMB AS BUILT\_20031119A\_P1000.dwg, Layout1, 11/19/2003 12:27:59 PM

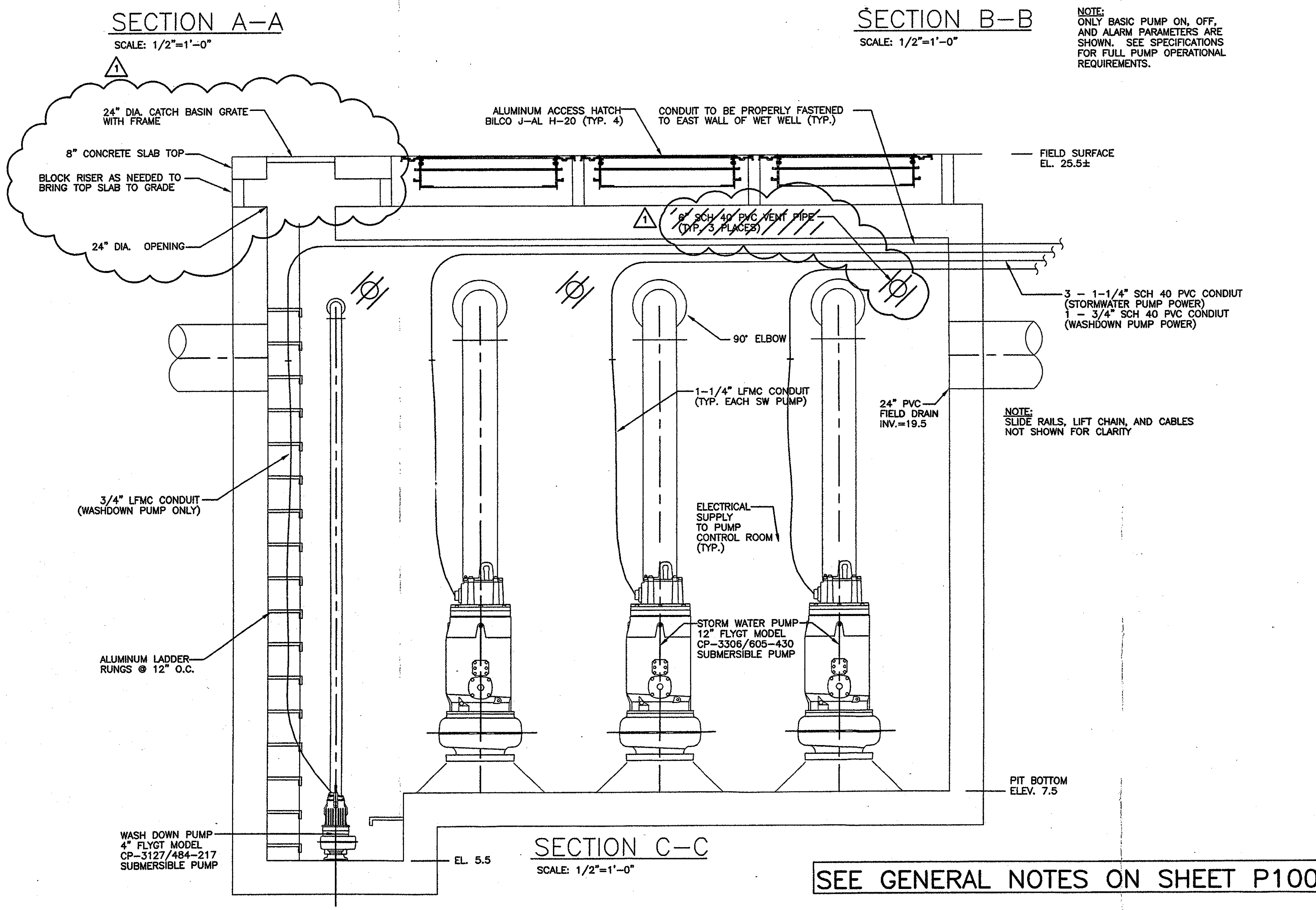
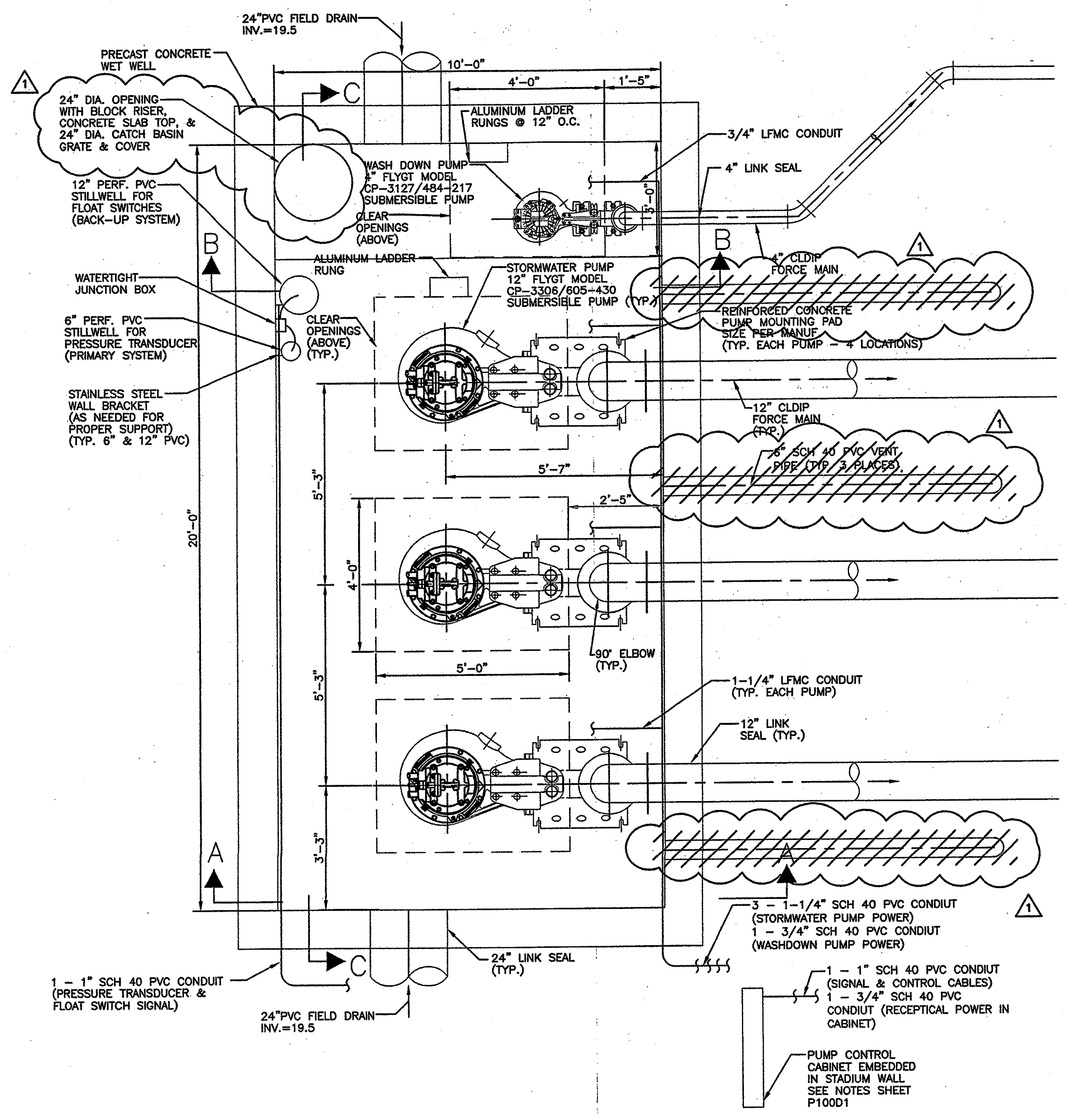
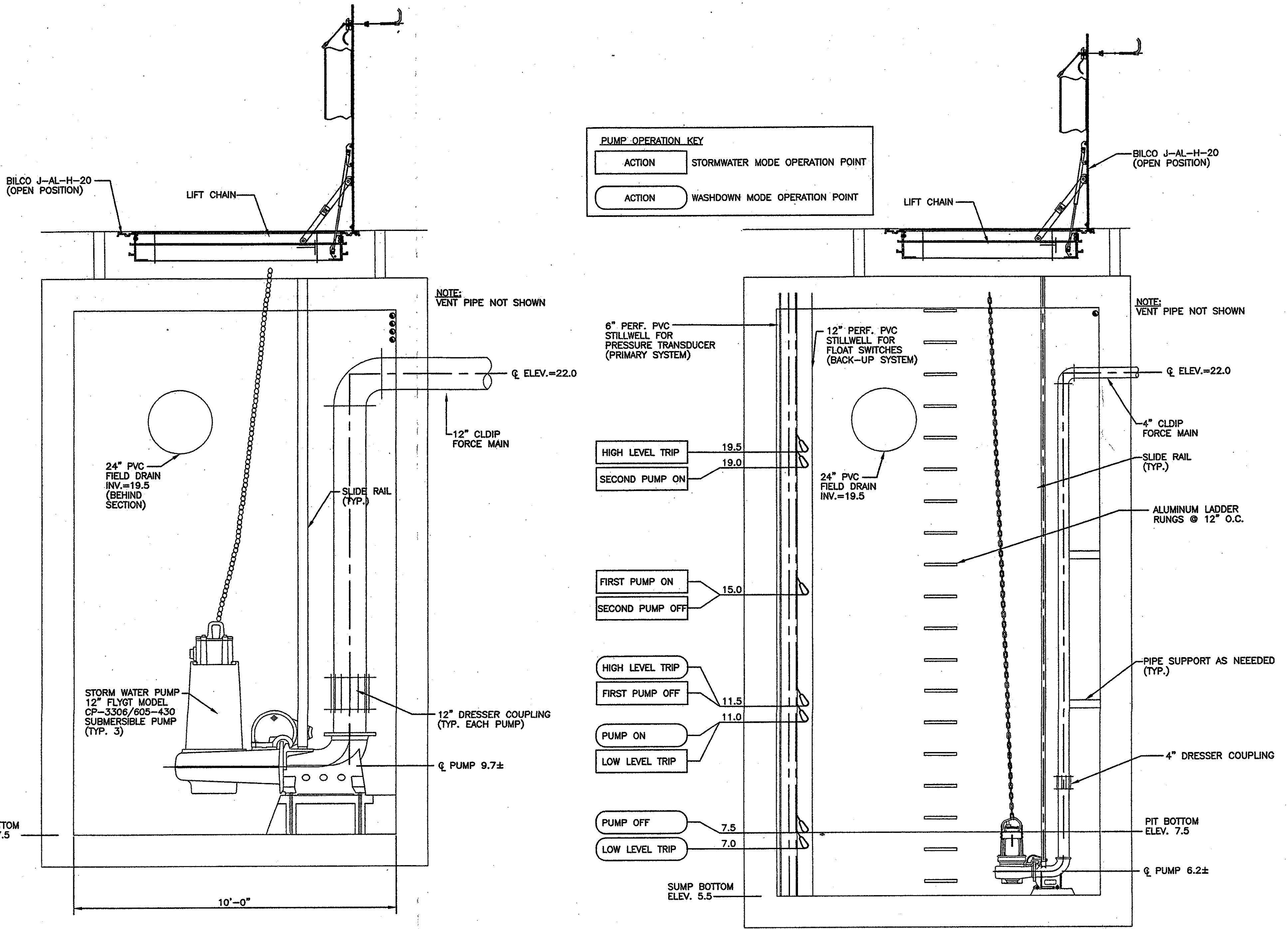




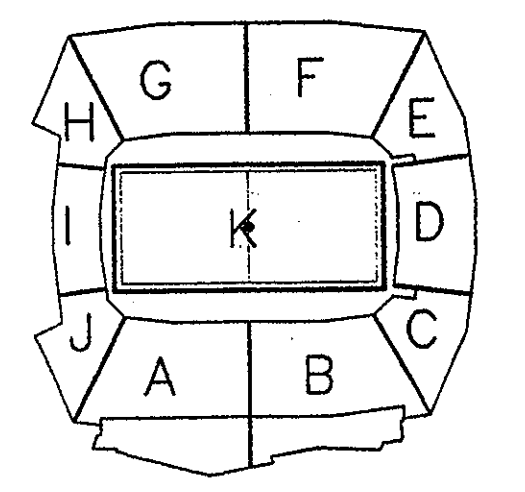


**THE STADIUM AT RENTSCHLER FIELD**

- Owner  
 State of Connecticut
- Architecture  
 Ellerbe Becket, Inc.  
 605 West 47th Street, Suite 200  
 Kansas City, MO 64112-1905  
 Telephone: 816.561.4443  
 Facsimile: 816.561.2883
- Structural Engineering  
 BVH Integrated Services  
 50 Griffin Road South  
 Bloomfield, CT 06002  
 Telephone: 860.286.9171  
 Facsimile: 860.242.0236
- Mechanical/Electrical Engineering  
 Diversified Technology Consultants  
 North Haven, CT 06473  
 Telephone: 203.239.4200  
 Facsimile: 203.234.7378
- Civil Engineering/Traffic  
 Fuss & O'Neill  
 145 Hartford Road  
 Manchester, CT 06040-5921  
 Telephone: 860.646.2169  
 Facsimile: 860.543.6313
- Landscape Design  
 CR3  
 571 Hopmeadow Street  
 Simsbury, CT 06070  
 Telephone: 860.658.1988  
 Facsimile: 860.658.1217
- Code Analysis  
 F P & C Consultants, Inc.  
 3233 West Highway, Suite 229  
 Kansas City, MO 64114  
 Telephone: 816.623.3377  
 Facsimile: 816.523.6256
- Food Service  
 The Bigelow Companies  
 1575 Universal Avenue, Suite 156  
 Kansas City, MO 64120  
 Telephone: 816.483.5553  
 Facsimile: 816.483.5510
- Audio/Visual  
 Pelton Marsh Kinsella  
 1420 W. Morningside Lane, Suite 400  
 Dallas, TX 75247-4931  
 Telephone: 214.688.7444  
 Facsimile: 214.951.7408
- Geotechnical  
 GZA GeoEnvironmental  
 27 Hook Road  
 Vernon, CT 06066  
 Telephone: 860.875.7655  
 Facsimile: 860.872.2416
- Sports Turf  
 Millenium Sports Technologies  
 1893 W. Kettle Avenue  
 Littleton, CO 80120-4462  
 Telephone: 303.730.1440  
 Facsimile: 303.730.2827
- Vertical Circulation  
 Syska & Hennessy  
 One Brookings, 5th Floor  
 Cambridge, MA 02142  
 Telephone: 617.577.9900  
 Facsimile: 617.577.9191
- Security  
 Safesecure Network  
 17 E Buck Rock Road  
 New Milford, CT 06778  
 Telephone: 860.354.7020  
 Facsimile: 860.354.7020



SEE GENERAL NOTES ON SHEET P100D1



**ELLERBE BECKET**



605 West 47th Street  
 Kansas City, MO 64112-1905  
 816 561 4443

© 2001 Ellerbe Becket  
**STORM WATER PUMP STA.**  
**SERVICE LEVEL, AREA D**  
**PLANS AND SECTIONS**  
 Scale 1/2"=1'-0"

Date 03.16.01 Comm. Not013.0002.00  
 In Charge FP CONSTRUCTION DOCUMENT  
 Drawn By KMJ  
 Checked BMB **P100D2**







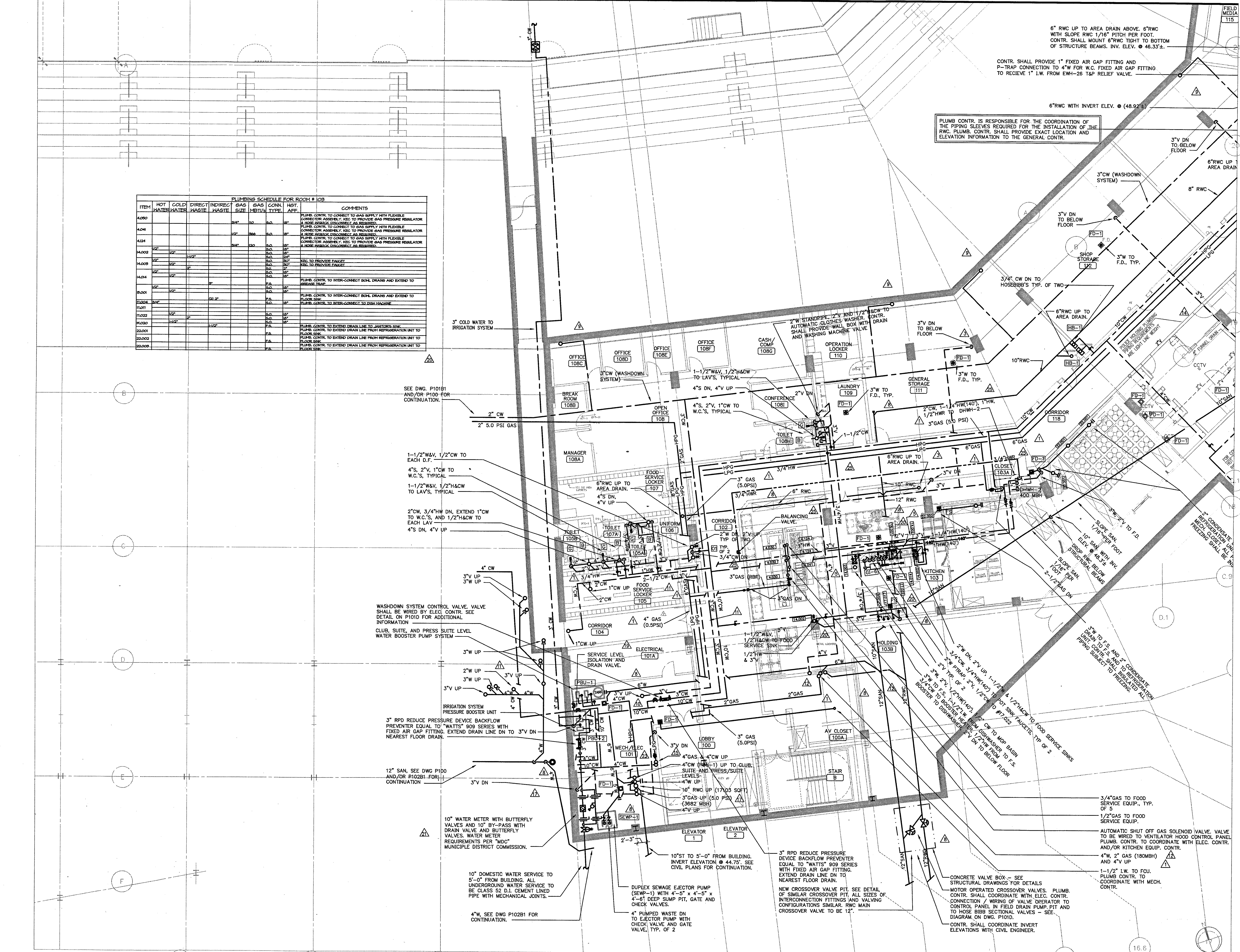
Revision	AS PER ADDENDUM 3	Date	4/18/01
AS PER RFI# 149	8/15/01		
AS PER RFI# 234	9/15/01		
AS PER RFI# 294	9/24/01		
AS PER RFI# 122/CCD#036	10/10/01		
AS PER RFI# 379	10/26/01		
GENERAL REVISION	10/26/01		
PR#006: STATE POLICE	10/26/01		
AS PER RFI# 381	10/26/01		
AS PER CCD#070	12/12/01		
AS PER RFI#756/CCD#106	02/19/02		
AS PER CCD#107	02/21/02		
AS PER CCD#138	05/21/02		
AS PER CCD#200	10/13/02		
AS PER CCD#221	02/07/03		
AS PER CCD#236	05/01/03		

THE STADIUM AT RENTSCHLER FIELD

- Owner: State of Connecticut
- Architect: **Ellerbe Becket, Inc.**  
 605 West 47th Street, Suite 200  
 Kansas City, MO 64112-1905  
 Telephone: 816.561.4643  
 Facsimile: 816.561.2863
- Structural Engineering: **BVH Integrated Services**  
 50 Griffin Road South  
 Bloomfield, CT 06002  
 Telephone: 860.286.9171  
 Facsimile: 860.242.0236
- Mechanical/Electrical Engineering: **DTC**  
 506 Washington Ave.  
 North Haven, CT 06473  
 Telephone: 203.239.4200  
 Facsimile: 203.234.7376
- Civil Engineering/Staff: **Fuss & O'Neill**  
 146 Hartford Road  
 Manchester, CT 06040-2391  
 Telephone: 860.642.3489  
 Facsimile: 860.643.6133
- Geotechnical: **The Bigelow Companies**  
 1525 University Avenue, Suite 116  
 Kansas City, MO 64126  
 Telephone: 816.483.5553  
 Facsimile: 816.483.5510
- Geotechnical: **GZA GeoEnvironmental**  
 27 Bank Road  
 Storrs, CT 06266  
 Telephone: 860.875.7655  
 Facsimile: 860.872.2416
- Security: **Secure Network**  
 17 E. Main Street  
 New Milford, CT 06776  
 Telephone: 860.354.7020  
 Facsimile: 860.354.7020
- Vertical Circulation: **Syska & Hennessey**  
 One Broadway, 9th Floor  
 Cambridge, MA 02142  
 Telephone: 617.577.9900  
 Facsimile: 617.577.9191
- Cost Analyst: **F & C Consultants, Inc.**  
 8233 Ward Parkway, Suite 225  
 Kansas City, MO 64114  
 Telephone: 816.523.3277  
 Facsimile: 816.523.8256
- Architectural: **Pelton Marsh Kinsella**  
 1420 W. Madeline Lane, Suite 400  
 Dallas, TX 75247-4951  
 Telephone: 214.951.7466  
 Facsimile: 214.951.7466
- MECH/ELECT/PLUMBING SHALL BE PER THE FOLLOWING:

PLUMBING SCHEDULE FOR ROOM # 102

ITEM	HOT WATER	COLD WATER	DIRECT WASTE	INDIRECT WASTE	GAS SIZE	GAS METRIC	CONN. TYPE	HOT. AFF.	COMMENTS
4.000					3/4"	10	S.O.	10"	PLUMB. CONTR. TO CONNECT TO GAS SUPPLY WITH FLEXIBLE CONNECTOR ASSEMBLY, KEG TO PROVIDE GAS PRESSURE REGULATOR (LARGE HOUSING DISCONNECT AS REQUIRED).
4.041					1/2"	3/8"	S.O.	10"	PLUMB. CONTR. TO CONNECT TO GAS SUPPLY WITH FLEXIBLE CONNECTOR ASSEMBLY, KEG TO PROVIDE GAS PRESSURE REGULATOR (LARGE HOUSING DISCONNECT AS REQUIRED).
4.124					3/4"	10	S.O.	10"	PLUMB. CONTR. TO CONNECT TO GAS SUPPLY WITH FLEXIBLE CONNECTOR ASSEMBLY, KEG TO PROVIDE GAS PRESSURE REGULATOR (LARGE HOUSING DISCONNECT AS REQUIRED).
4.002	1/2"	1/2"	1/2"		3/4"	10	S.O.	10"	KEG TO PROVIDE PACKET.
4.009	1/2"	1/2"			3/4"	10	S.O.	10"	KEG TO PROVIDE PACKET.
4.014	1/2"	1/2"			3/4"	10	S.O.	10"	PLUMB. CONTR. TO INTER-CORRECT BOWL DRAINS AND EXTEND TO BRIDGE TRAP.
8.001	1/2"	1/2"			3/4"	10	S.O.	10"	PLUMB. CONTR. TO INTER-CORRECT BOWL DRAINS AND EXTEND TO FLOOR SINK.
11.001	3/4"	3/4"			3/4"	10	S.O.	10"	PLUMB. CONTR. TO INTER-CORRECT TO DISH MACHINE.
11.002	1/2"	1/2"			3/4"	10	S.O.	10"	PLUMB. CONTR. TO EXTEND DRAIN LINE TO JANITORS SINK.
11.004	3/4"	3/4"			3/4"	10	S.O.	10"	PLUMB. CONTR. TO EXTEND DRAIN LINE FROM REFRIGERATION UNIT TO FLOOR SINK.
11.007	1/2"	1/2"			3/4"	10	S.O.	10"	PLUMB. CONTR. TO EXTEND DRAIN LINE FROM REFRIGERATION UNIT TO FLOOR SINK.
11.022	1/2"	1/2"			3/4"	10	S.O.	10"	PLUMB. CONTR. TO EXTEND DRAIN LINE FROM REFRIGERATION UNIT TO FLOOR SINK.
11.023	1/2"	1/2"			3/4"	10	S.O.	10"	PLUMB. CONTR. TO EXTEND DRAIN LINE FROM REFRIGERATION UNIT TO FLOOR SINK.
22.001									
22.002									
22.009									



PLUMB. CONTR. IS RESPONSIBLE FOR THE COORDINATION OF THE PIPING SLEEVES REQUIRED FOR THE INSTALLATION OF THE RWC. PLUMB. CONTR. SHALL PROVIDE EXACT LOCATION AND ELEVATION INFORMATION TO THE GENERAL CONTR.

6" RWC UP TO AREA DRAIN ABOVE. 6" RWC WITH SLOPE RWC 1/16" PITCH PER FOOT. CONTR. SHALL MOUNT 6" RWC TIGHT TO BOTTOM OF STRUCTURE BEAMS. INV. ELEV. @ 46.33'±.

CONTR. SHALL PROVIDE 1" FIXED AIR GAP FITTING AND P-TRAP CONNECTION TO 4" W FOR W.C. FIXED AIR GAP FITTING TO RECEIVE 1" I.W. FROM EWH-26 T&P RELIEF VALVE.

6" RWC WITH INVERT ELEV. @ (48.92'±)

3" COLD WATER TO IRRIGATION SYSTEM

SEE DWG. P101B1 AND/OR P100 FOR CONTINUATION.

1-1/2" W.V. 1/2" C.W. TO EACH D.F.

4" S. 2" V. 1" C.W. TO W.C.'S, TYPICAL

1-1/2" W.V. 1/2" H&C.W. TO LAVS, TYPICAL

2" C.W. 3/4" H.W. DN, EXTEND 1" C.W. TO W.C.'S, AND 1/2" H&C.W. TO EACH LAV

4" S. DN, 4" V. UP

3" V. UP

3" W. UP

2" W. UP

3" V. UP

3" V. UP

3" V. UP

3" V. DN

10" WATER METER WITH BUTTERFLY VALVES AND 10" BY-PASS WITH DRAIN VALVE AND BUTTERFLY VALVES. WATER METER REQUIREMENTS PER "MDC" MUNICIPAL DISTRICT COMMISSION.

10" DOMESTIC WATER SERVICE TO 5'-0" FROM BUILDING. ALL UNDERGROUND WATER SERVICE TO BE CLASS 52 D.I. CEMENT LINED PIPE WITH MECHANICAL JOINTS.

4" W. SEE DWG. P102B1 FOR CONTINUATION.

10" ST. TO 5'-0" FROM BUILDING. INVERT ELEVATION @ 44.75'. SEE CIVIL PLANS FOR CONTINUATION.

3" RPD REDUCE PRESSURE DEVICE BACKFLOW PREVENTER EQUAL TO "WATTS" 909 SERIES WITH FIXED AIR GAP FITTING. EXTEND DRAIN LINE DN TO NEAREST FLOOR DRAIN.

DUPLIX SEWAGE EJECTOR PUMP (SEWP-1) WITH 4"-5" x 4"-5" x 4"-6" DEEP SUMP PIT, GATE AND CHECK VALVES.

4" PUMPED WASTE DN TO EJECTOR PUMP WITH CHECK VALVE AND GATE VALVE, TYP. OF 2

CONCRETE VALVE BOX - SEE STRUCTURAL DRAWINGS FOR DETAILS

MOTOR OPERATED CROSSOVER VALVES. PLUMB. CONTR. SHALL COORDINATE WITH ELEC. CONTR. CONNECTION / WIRING OF VALVE OPERATOR TO CONTROL PANEL IN FIELD DRAIN PUMP PIT AND TO HOSE BIBS SECTIONAL VALVES - SEE DIAGRAM ON DWG. P101D.

CONTR. SHALL COORDINATE INVERT ELEVATIONS WITH CIVIL ENGINEER.

NEW CROSSOVER VALVE PIT. SEE DETAIL OF SIMILAR CROSSOVER PIT. ALL SIZES OF INTERCONNECTION FITTINGS AND VALVING CONFIGURATIONS SIMILAR. RWC MAIN CROSSOVER VALVE TO BE 12".

3/4" GAS TO FOOD SERVICE EQUIP., TYP. OF 5

1/2" GAS TO FOOD SERVICE EQUIP.

AUTOMATIC SHUT OFF GAS SOLENOID VALVE. VALVE TO BE WIRED TO VENTILATOR HOOD CONTROL PANEL AND/OR KITCHEN EQUIP. CONTR.

4" W. 2" GAS (180MBH) AND 4" V. UP

1-1/2" I.W. TO FCU. PLUMB. CONTR. TO COORDINATE WITH MECH. CONTR.

2" W. DN, 2" V. UP, 1-1/2" W. 1/2" H&C.W. TO FOOD SERVICE SINKS

2" W. DN, 2" V. UP, 1-1/2" W. 1/2" H&C.W. TO FOOD SERVICE SINKS

2" W. DN, 2" V. UP, 1-1/2" W. 1/2" H&C.W. TO FOOD SERVICE SINKS

2" W. DN, 2" V. UP, 1-1/2" W. 1/2" H&C.W. TO FOOD SERVICE SINKS

2" W. DN, 2" V. UP, 1-1/2" W. 1/2" H&C.W. TO FOOD SERVICE SINKS

2" W. DN, 2" V. UP, 1-1/2" W. 1/2" H&C.W. TO FOOD SERVICE SINKS

2" W. DN, 2" V. UP, 1-1/2" W. 1/2" H&C.W. TO FOOD SERVICE SINKS

2" W. DN, 2" V. UP, 1-1/2" W. 1/2" H&C.W. TO FOOD SERVICE SINKS

2" W. DN, 2" V. UP, 1-1/2" W. 1/2" H&C.W. TO FOOD SERVICE SINKS

2" W. DN, 2" V. UP, 1-1/2" W. 1/2" H&C.W. TO FOOD SERVICE SINKS

2" W. DN, 2" V. UP, 1-1/2" W. 1/2" H&C.W. TO FOOD SERVICE SINKS

2" W. DN, 2" V. UP, 1-1/2" W. 1/2" H&C.W. TO FOOD SERVICE SINKS

2" W. DN, 2" V. UP, 1-1/2" W. 1/2" H&C.W. TO FOOD SERVICE SINKS

2" W. DN, 2" V. UP, 1-1/2" W. 1/2" H&C.W. TO FOOD SERVICE SINKS

2" W. DN, 2" V. UP, 1-1/2" W. 1/2" H&C.W. TO FOOD SERVICE SINKS

2" W. DN, 2" V. UP, 1-1/2" W. 1/2" H&C.W. TO FOOD SERVICE SINKS

2" W. DN, 2" V. UP, 1-1/2" W. 1/2" H&C.W. TO FOOD SERVICE SINKS

2" W. DN, 2" V. UP, 1-1/2" W. 1/2" H&C.W. TO FOOD SERVICE SINKS

2" W. DN, 2" V. UP, 1-1/2" W. 1/2" H&C.W. TO FOOD SERVICE SINKS

2" W. DN, 2" V. UP, 1-1/2" W. 1/2" H&C.W. TO FOOD SERVICE SINKS

2" W. DN, 2" V. UP, 1-1/2" W. 1/2" H&C.W. TO FOOD SERVICE SINKS

2" W. DN, 2" V. UP, 1-1/2" W. 1/2" H&C.W. TO FOOD SERVICE SINKS

2" W. DN, 2" V. UP, 1-1/2" W. 1/2" H&C.W. TO FOOD SERVICE SINKS

2" W. DN, 2" V. UP, 1-1/2" W. 1/2" H&C.W. TO FOOD SERVICE SINKS

2" W. DN, 2" V. UP, 1-1/2" W. 1/2" H&C.W. TO FOOD SERVICE SINKS

2" W. DN, 2" V. UP, 1-1/2" W. 1/2" H&C.W. TO FOOD SERVICE SINKS

2" W. DN, 2" V. UP, 1-1/2" W. 1/2" H&C.W. TO FOOD SERVICE SINKS

2" W. DN, 2" V. UP, 1-1/2" W. 1/2" H&C.W. TO FOOD SERVICE SINKS

2" W. DN, 2" V. UP, 1-1/2" W. 1/2" H&C.W. TO FOOD SERVICE SINKS

2" W. DN, 2" V. UP, 1-1/2" W. 1/2" H&C.W. TO FOOD SERVICE SINKS

2" W. DN, 2" V. UP, 1-1/2" W. 1/2" H&C.W. TO FOOD SERVICE SINKS

2" W. DN, 2" V. UP, 1-1/2" W. 1/2" H&C.W. TO FOOD SERVICE SINKS

2" W. DN, 2" V. UP, 1-1/2" W. 1/2" H&C.W. TO FOOD SERVICE SINKS

2" W. DN, 2" V. UP, 1-1/2" W. 1/2" H&C.W. TO FOOD SERVICE SINKS

2" W. DN, 2" V. UP, 1-1/2" W. 1/2" H&C.W. TO FOOD SERVICE SINKS

2" W. DN, 2" V. UP, 1-1/2" W. 1/2" H&C.W. TO FOOD SERVICE SINKS

2" W. DN, 2" V. UP, 1-1/2" W. 1/2" H&C.W. TO FOOD SERVICE SINKS

2" W. DN, 2" V. UP, 1-1/2" W. 1/2" H&C.W. TO FOOD SERVICE SINKS

2" W. DN, 2" V. UP, 1-1/2" W. 1/2" H&C.W. TO FOOD SERVICE SINKS

2" W. DN, 2" V. UP, 1-1/2" W. 1/2" H&C.W. TO FOOD SERVICE SINKS

2" W. DN, 2" V. UP, 1-1/2" W. 1/2" H&C.W. TO FOOD SERVICE SINKS

2" W. DN, 2" V. UP, 1-1/2" W. 1/2" H&C.W. TO FOOD SERVICE SINKS

2" W. DN, 2" V. UP, 1-1/2" W. 1/2" H&C.W. TO FOOD SERVICE SINKS

2" W. DN, 2" V. UP, 1-1/2" W. 1/2" H&C.W. TO FOOD SERVICE SINKS

2" W. DN, 2" V. UP, 1-1/2" W. 1/2" H&C.W. TO FOOD SERVICE SINKS

2" W. DN, 2" V. UP, 1-1/2" W. 1/2" H&C.W. TO FOOD SERVICE SINKS

2" W. DN, 2" V. UP, 1-1/2" W. 1/2" H&C.W. TO FOOD SERVICE SINKS

2" W. DN, 2" V. UP, 1-1/2" W. 1/2" H&C.W. TO FOOD SERVICE SINKS

2" W. DN, 2" V. UP, 1-1/2" W. 1/2" H&C.W. TO FOOD SERVICE SINKS

2" W. DN, 2" V. UP, 1-1/2" W. 1/2" H&C.W. TO FOOD SERVICE SINKS

2" W. DN, 2" V. UP, 1-1/2" W. 1/2" H&C.W. TO FOOD SERVICE SINKS

2" W. DN, 2" V. UP, 1-1/2" W. 1/2" H&C.W. TO FOOD SERVICE SINKS

2" W. DN, 2" V. UP, 1-1/2" W. 1/2" H&C.W. TO FOOD SERVICE SINKS

2" W. DN, 2" V. UP, 1-1/2" W. 1/2" H&C.W. TO FOOD SERVICE SINKS

2" W. DN, 2" V. UP, 1-1/2" W. 1/2" H&C.W. TO FOOD SERVICE SINKS

2" W. DN, 2" V. UP, 1-1/2" W. 1/2" H&C.W. TO FOOD SERVICE SINKS

2" W. DN, 2" V. UP, 1-1/2" W. 1/2" H&C.W. TO FOOD SERVICE SINKS

2" W. DN, 2" V. UP, 1-1/2" W. 1/2" H&C.W. TO FOOD SERVICE SINKS

2" W. DN, 2" V. UP, 1-1/2" W. 1/2" H&C.W. TO FOOD SERVICE SINKS

2" W. DN, 2" V. UP, 1-1/2" W. 1/2" H&C.W. TO FOOD SERVICE SINKS

2" W. DN, 2" V. UP, 1-1/2" W. 1/2" H&C.W. TO FOOD SERVICE SINKS

2" W. DN, 2" V. UP, 1-1/2" W. 1/2" H&C.W. TO FOOD SERVICE SINKS

2" W. DN, 2" V. UP, 1-1/2" W. 1/2" H&C.W. TO FOOD SERVICE SINKS

2" W. DN, 2" V. UP, 1-1/2" W. 1/2" H&C.W. TO FOOD SERVICE SINKS

2" W. DN, 2" V. UP, 1-1/2" W. 1/2" H&C.W. TO FOOD SERVICE SINKS

2" W. DN, 2" V. UP, 1-1/2" W. 1/2" H&C.W. TO FOOD SERVICE SINKS

2" W. DN, 2" V. UP, 1-1/2" W. 1/2" H&C.W. TO FOOD SERVICE SINKS

2" W. DN, 2" V. UP, 1-1/2" W. 1/2" H&C.W. TO FOOD SERVICE SINKS

2" W. DN, 2" V. UP, 1-1/2" W. 1/2" H&C.W. TO FOOD SERVICE SINKS

2" W. DN, 2" V. UP, 1-1/2" W. 1/2" H&C.W. TO FOOD SERVICE SINKS

2" W. DN, 2" V. UP, 1-1/2" W. 1/2" H&C.W. TO FOOD SERVICE SINKS

2" W. DN, 2" V. UP, 1-1/2" W. 1/2" H&C.W. TO FOOD SERVICE SINKS

2" W. DN, 2" V. UP, 1-1/2" W. 1/2" H&C.W. TO FOOD SERVICE SINKS

2" W. DN, 2" V. UP, 1-1/2" W. 1/2" H&C.W. TO FOOD SERVICE SINKS

2" W. DN, 2" V. UP, 1-1/2" W. 1/2" H&C.W. TO FOOD SERVICE SINKS

2" W. DN, 2" V. UP, 1-1/2" W. 1/2" H&C.W. TO FOOD SERVICE SINKS

2" W. DN, 2" V. UP, 1-1/2" W. 1/2" H&C.W. TO FOOD SERVICE SINKS

2" W. DN, 2" V. UP, 1-1/2" W. 1/2" H&C.W. TO FOOD SERVICE SINKS

2" W. DN, 2" V. UP, 1-1/2" W. 1/2" H&C.W. TO FOOD SERVICE SINKS

2" W. DN, 2" V. UP, 1-1/2" W. 1/2" H&C.W. TO FOOD SERVICE SINKS

2" W. DN, 2" V. UP, 1-1/2" W. 1/2" H&C.W. TO FOOD SERVICE SINKS

2" W. DN, 2" V. UP, 1-1/2" W. 1/2" H&C.W. TO FOOD SERVICE SINKS

2" W. DN, 2" V. UP, 1-1/2" W. 1/2" H&C.W. TO FOOD SERVICE SINKS

2" W. DN, 2" V. UP, 1-1/2" W. 1/2" H&C.W. TO FOOD SERVICE SINKS



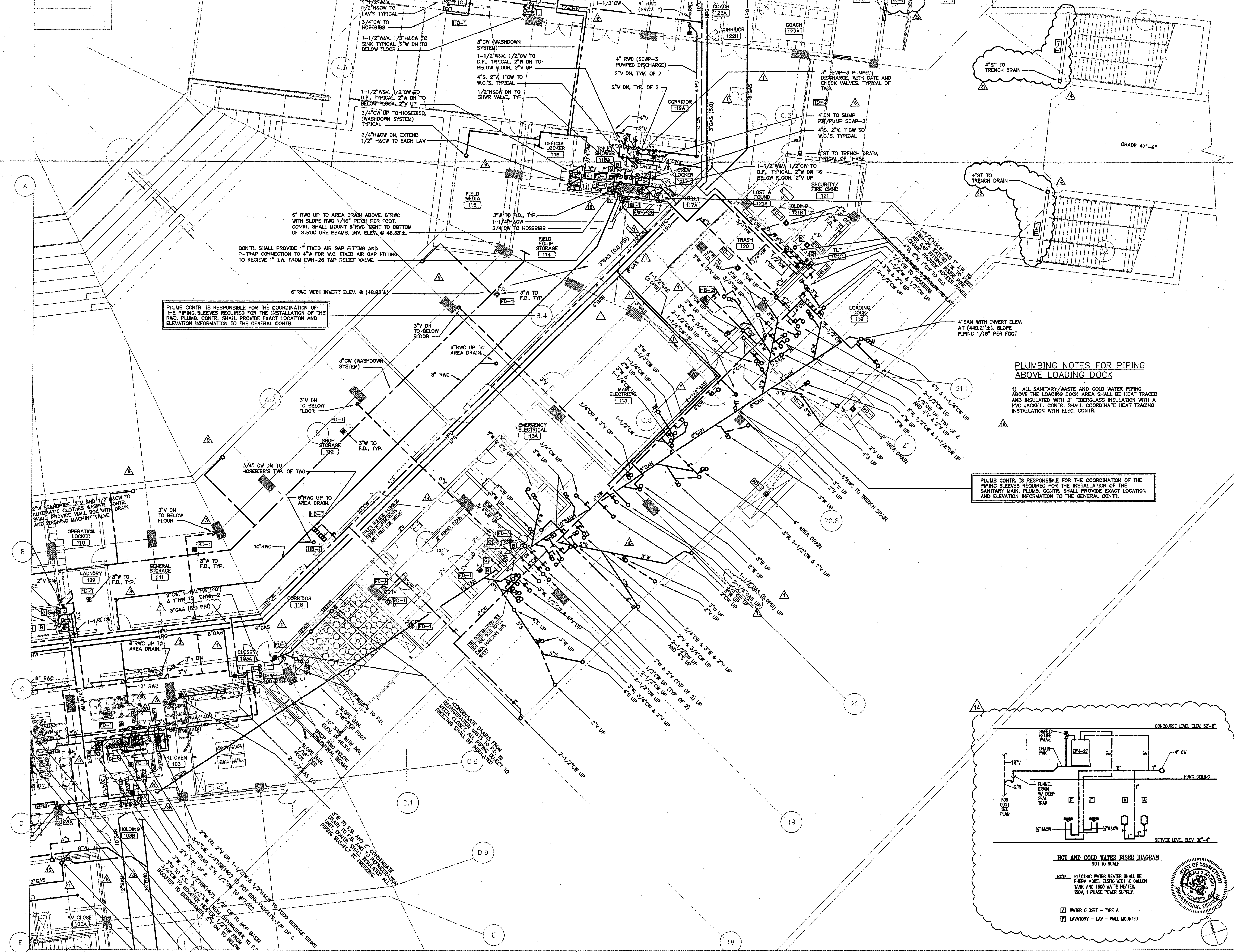




Revision	Date	No.
AS PER ADDENDUM 3	4/18/01	1
AS PER RFI# 149	8/15/01	2
AS PER RFI# 215	8/29/01	3
AS PER RFI# 122/CCD#036	10/10/01	4
AS PER CCD#039	10/30/01	5
GENERAL REVISIONS	10/30/01	6
PR#006: STATE POLICE	10/30/01	7
AS PER RFI #504	11/20/01	8
AS PER CCD #049	01/03/02	9
AS PER CCD#148	5/30/02	10

**THE STADIUM AT RENTSCHLER FIELD**

- Owner  
State of Connecticut
- Architect  
**Ellerbe Becket, Inc.**  
605 West 47th Street, Suite 200  
Kansas City, MO 64112-2905  
Telephone: 816.561.4443  
Facsimile: 816.561.2869
- Structural Engineering  
**BVH Integrated Services**  
50 Gillette Road South  
Bloomfield, CT 06002  
Telephone: 860.256.0171  
Facsimile: 860.242.2126
- Mechanical/Electrical Engineering  
**Diversified Technology Consultants**  
333 Washington Ave.  
North Haven, CT 06473  
Telephone: 203.239.4200  
Facsimile: 203.234.7316
- Civil Engineering/Traffic  
**Fuss & O'Neill**  
142 Hartford Road  
Manchester, CT 06040-2921  
Telephone: 860.642.6000  
Facsimile: 860.642.6113
- Landscaping Design  
**CR3**  
371 Regeneration Street  
Shelton, CT 06489  
Telephone: 860.658.1988  
Facsimile: 860.658.1217
- Code Analyst  
**F P & C Consultants, Inc.**  
9233 Ward Parkway, Suite 215  
Kansas City, MO 64114  
Telephone: 816.523.2077  
Facsimile: 816.523.2029
- Food Service  
**The Bigelow Companies**  
1575 Universal Avenue, Suite 106  
Kansas City, MO 64129  
Telephone: 816.483.5533  
Facsimile: 816.483.5510
- Architectural  
**Pelton Marsh Kinsella**  
1420 W. Middlefield Lane, Suite 400  
Dallas, TX 75247-4991  
Telephone: 214.683.2444  
Facsimile: 214.681.7408
- Geotechnical  
**GZA GeoEnvironmental**  
27 Main Street  
Vernon, CT 06065  
Telephone: 860.875.7025  
Facsimile: 860.872.2616
- Sports Turf  
**Millennium Sports Technologies**  
1893 W. Kenda Avenue  
Urbana, IL 61824-6402  
Telephone: 309.336.1440  
Facsimile: 309.336.3927
- Vertical Consultant  
**Syska & Hennessy**  
One Broadway, 36th Floor  
Cambridge, MA 02142  
Telephone: 617.571.2900  
Facsimile: 617.571.2914
- Security  
**Safesecure Network**  
17 E. Back Road  
New Milford, CT 06755  
Telephone: 860.354.7020  
Facsimile: 860.354.7020

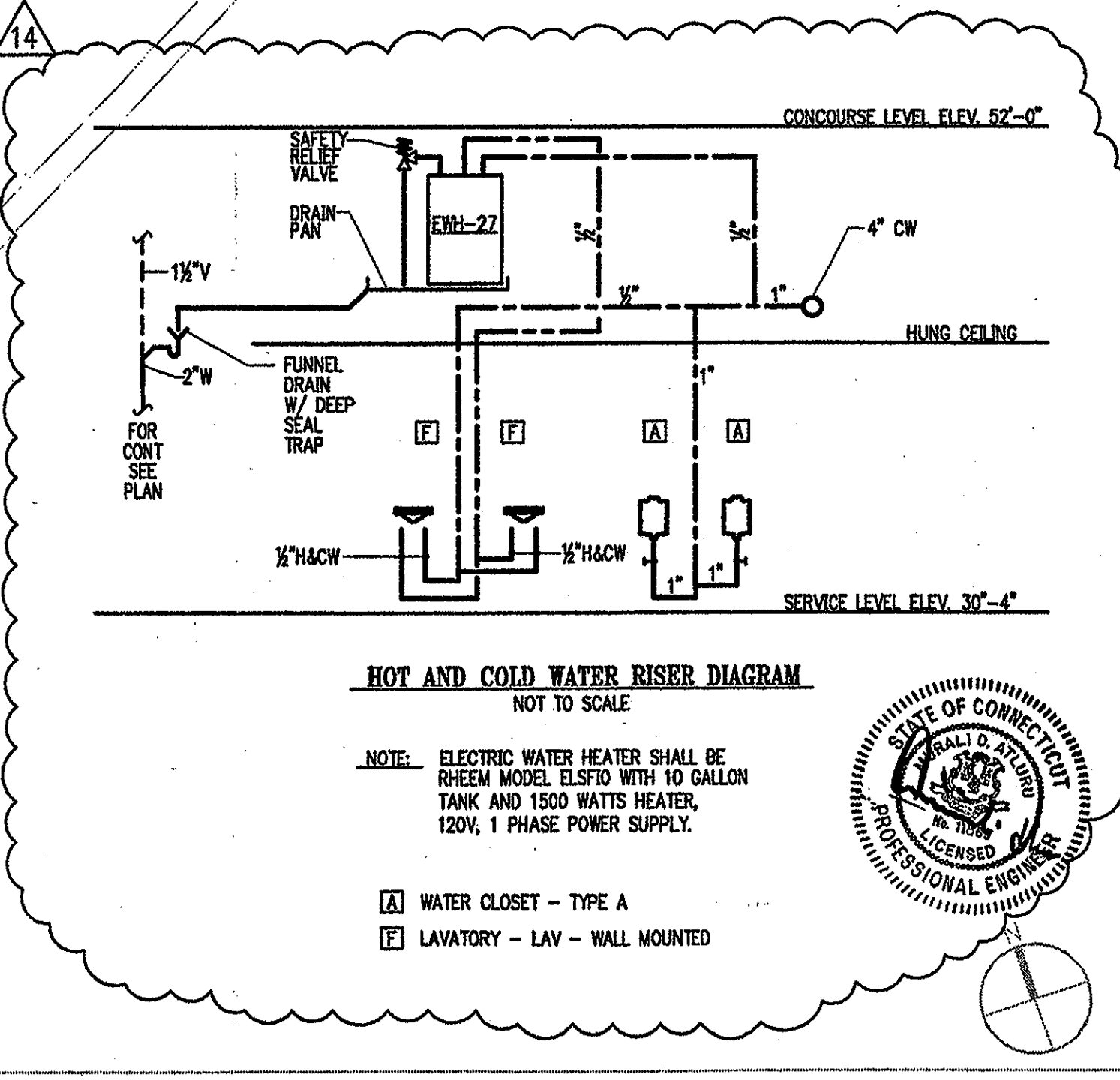


PLUMB CONTR. IS RESPONSIBLE FOR THE COORDINATION OF THE PIPING SLEEVES REQUIRED FOR THE INSTALLATION OF THE RWC. PLUMB. CONTR. SHALL PROVIDE EXACT LOCATION AND ELEVATION INFORMATION TO THE GENERAL CONTR.

PLUMB CONTR. IS RESPONSIBLE FOR THE COORDINATION OF THE PIPING SLEEVES REQUIRED FOR THE INSTALLATION OF THE SANITARY MAIN. PLUMB. CONTR. SHALL PROVIDE EXACT LOCATION AND ELEVATION INFORMATION TO THE GENERAL CONTR.

**PLUMBING NOTES FOR PIPING ABOVE LOADING DOCK**

- 1) ALL SANITARY/WASTE AND COLD WATER PIPING ABOVE THE LOADING DOCK AREA SHALL BE HEAT TRACED AND INSULATED WITH 2" FIBERGLASS INSULATION WITH A PVC JACKET. CONTR. SHALL COORDINATE HEAT TRACING INSTALLATION WITH ELEC. CONTR.



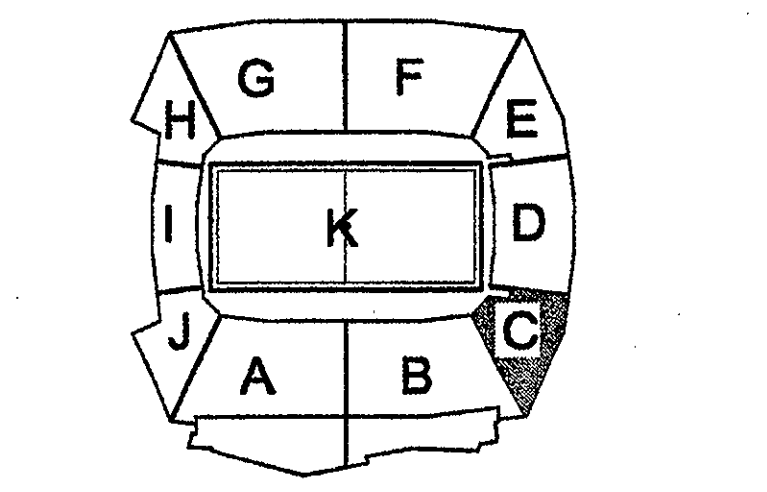
**HOT AND COLD WATER RISER DIAGRAM**

NOT TO SCALE

NOTE: ELECTRIC WATER HEATER SHALL BE GREEN MODEL E150A WITH 10 GALLON TANK AND 1500 WATTS HEATER, 120V, 1 PHASE POWER SUPPLY.

- WATER CLOSET - TYPE A
- LAVATORY - LAV - WALL MOUNTED

**1 FIELD LEVEL AREA C - FLOOR PLAN**  
1/8"=1'-0"



**ELLERBE BECKET**



605 West 47th Street  
Kansas City, MO 64112-1905  
816 561 4443

© 2001 Ellerbe Becket

**SERVICE LEVEL, AREA C PLUMBING PLAN**

ELEV. = 30'-4"  
Scale 1/8"=1'-0"

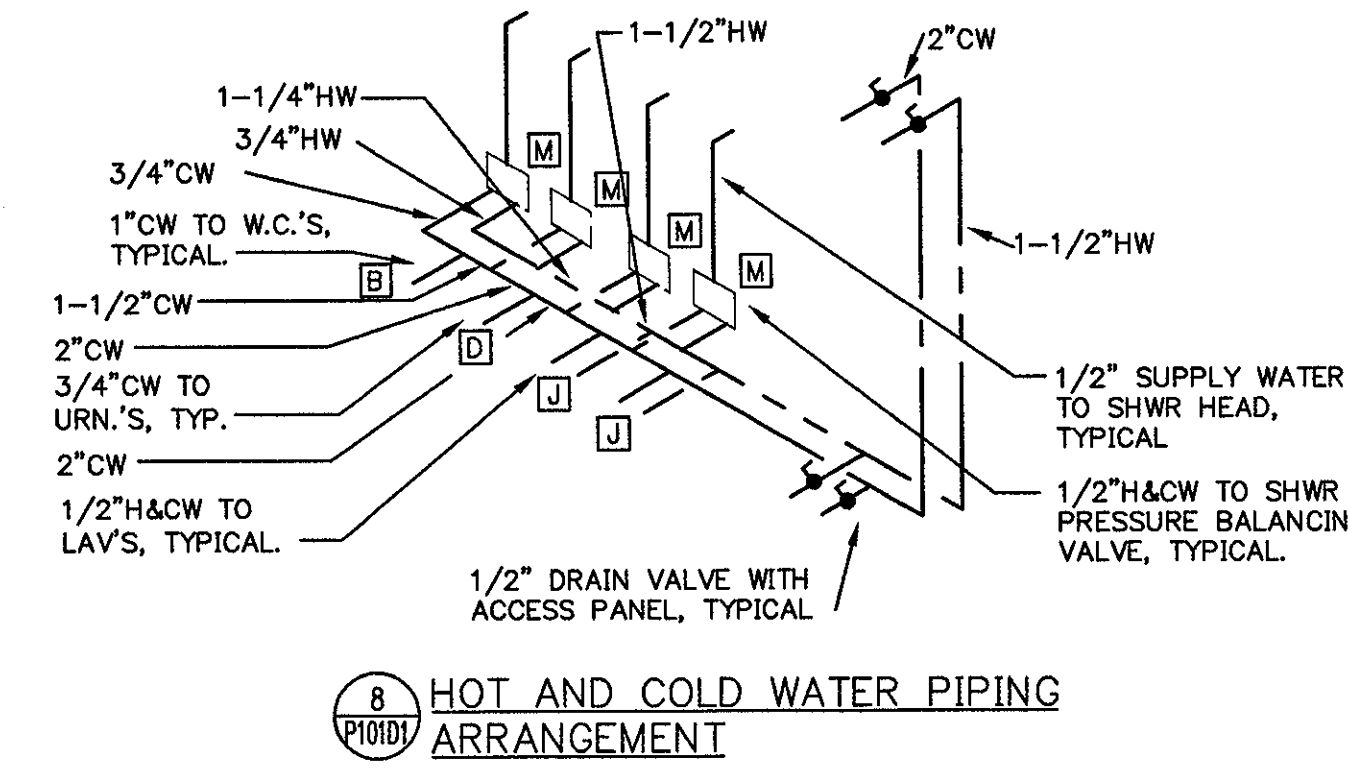
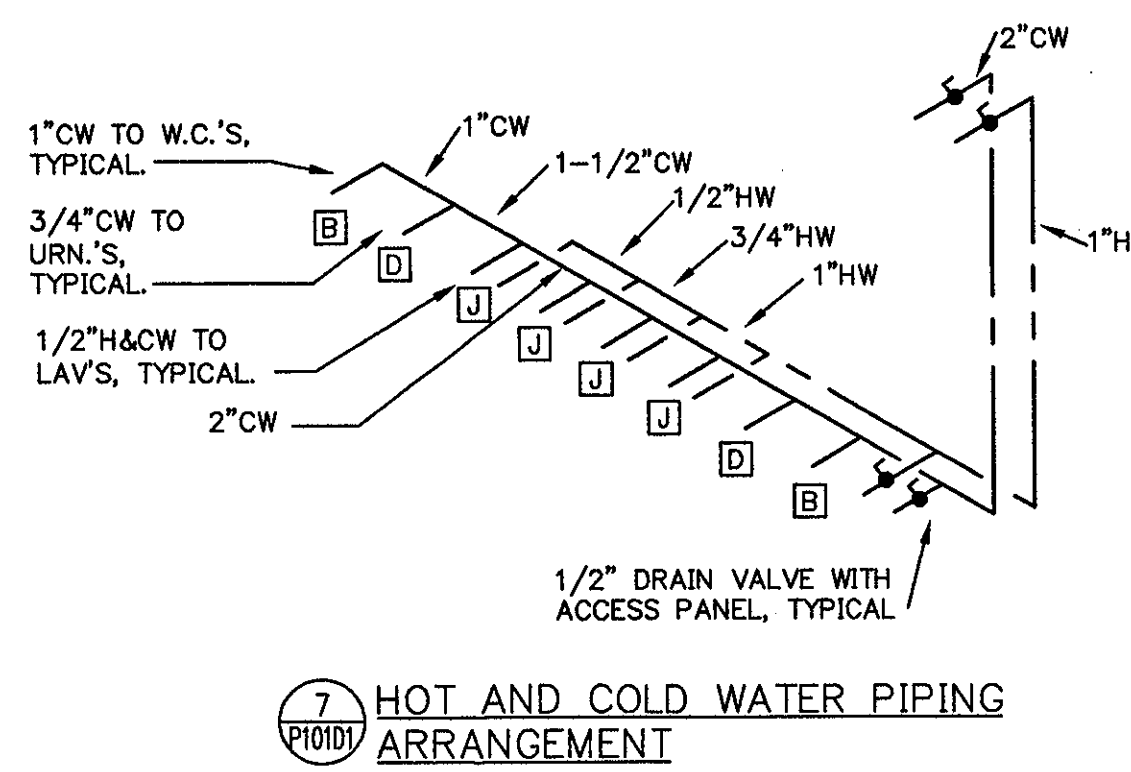
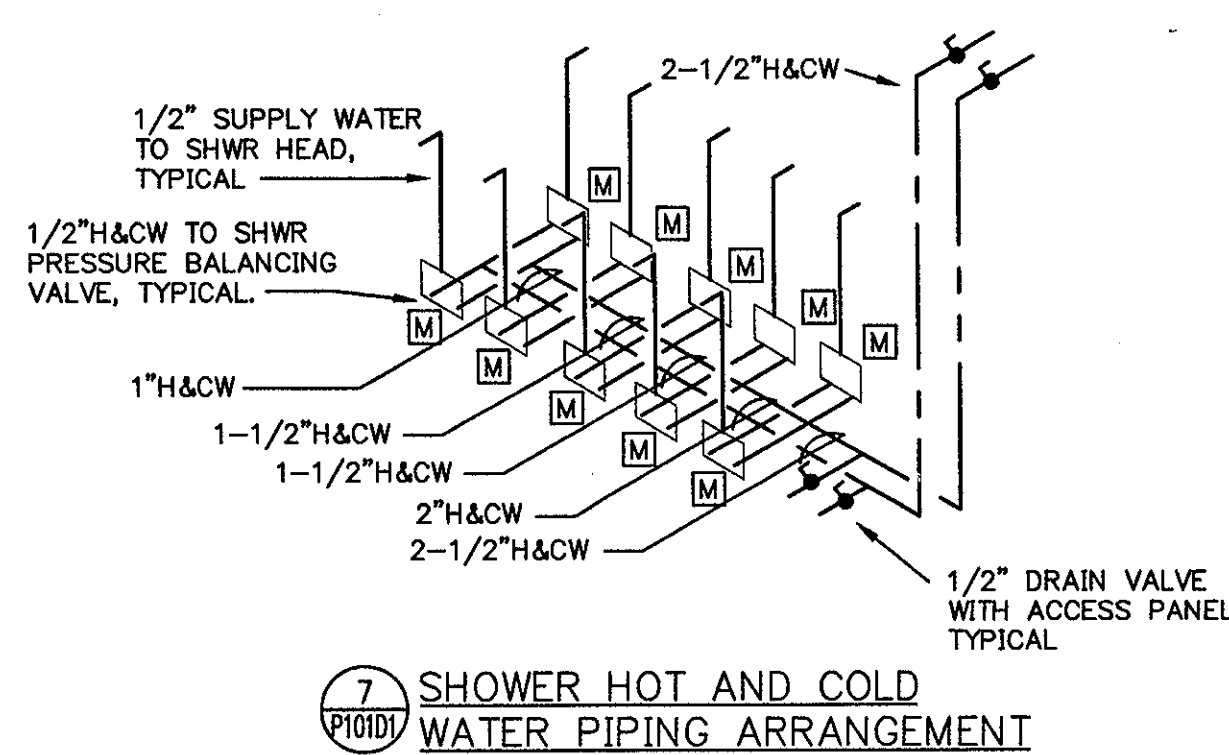
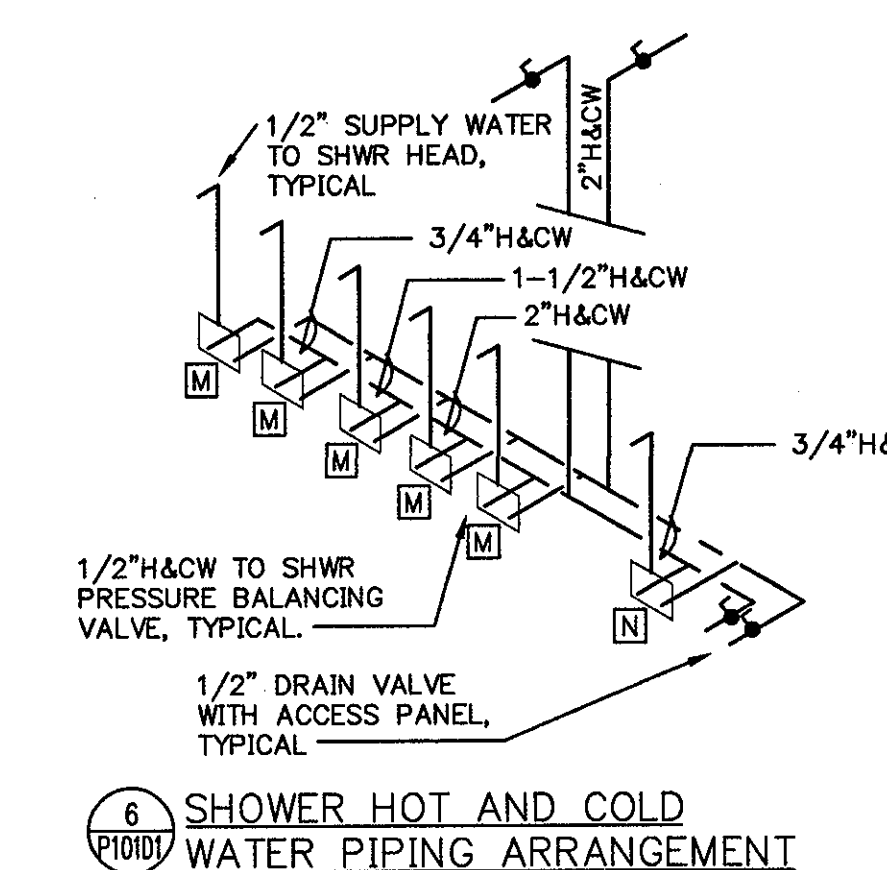
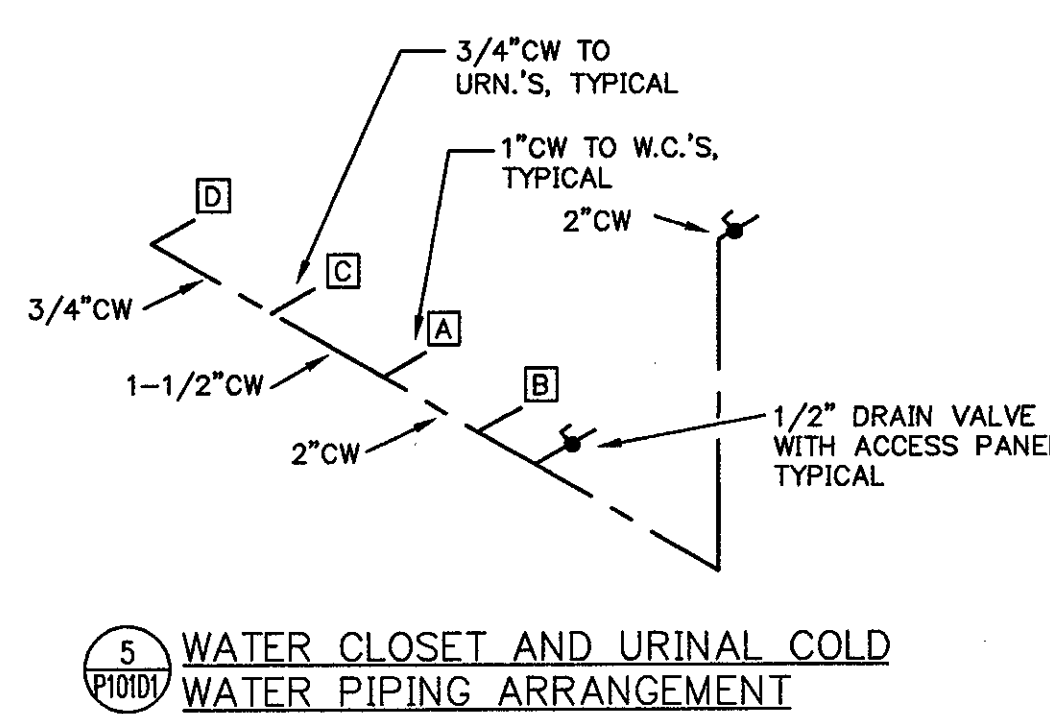
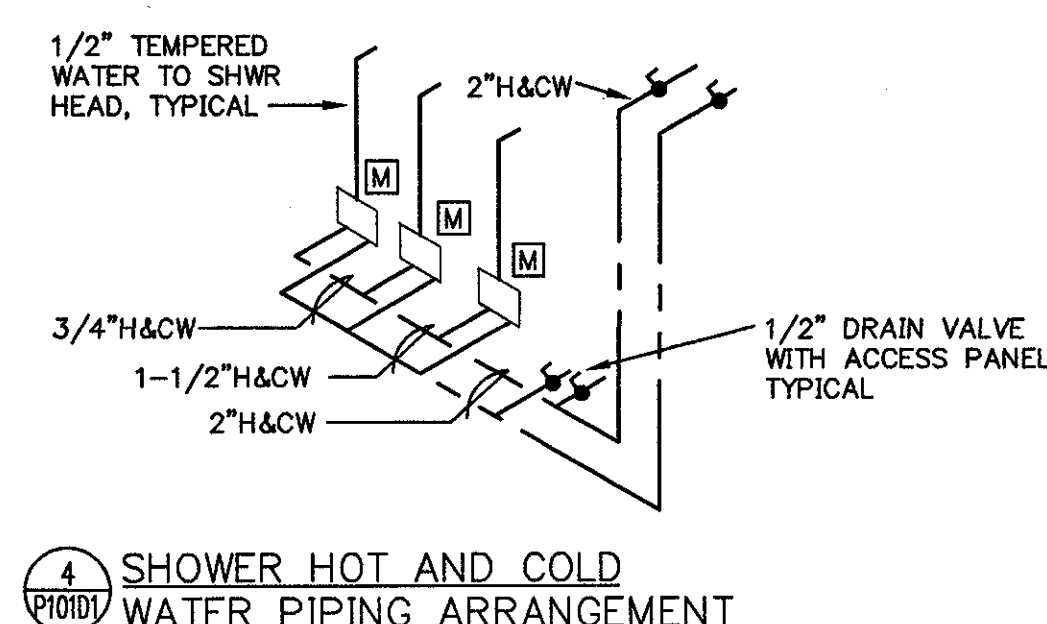
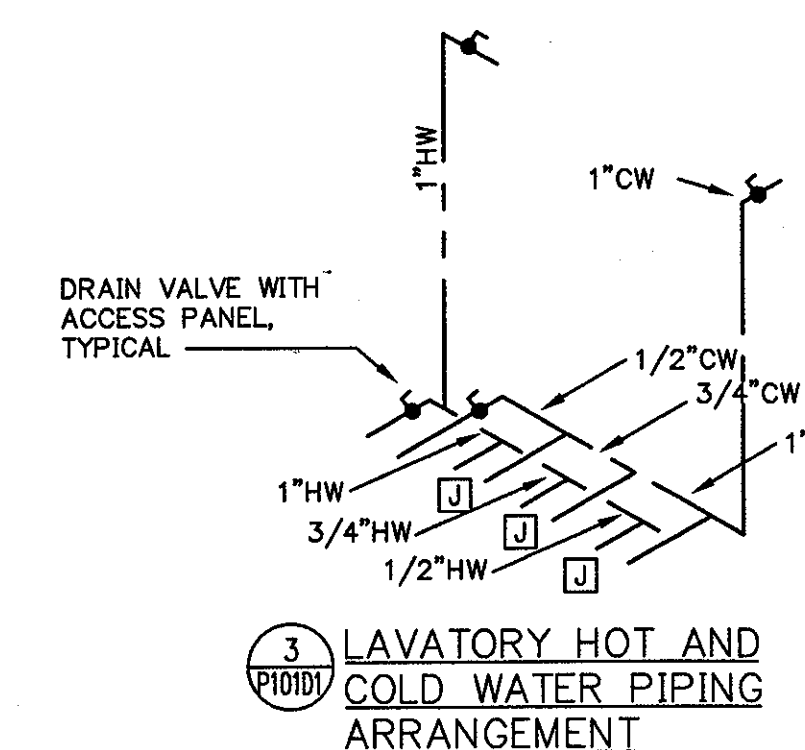
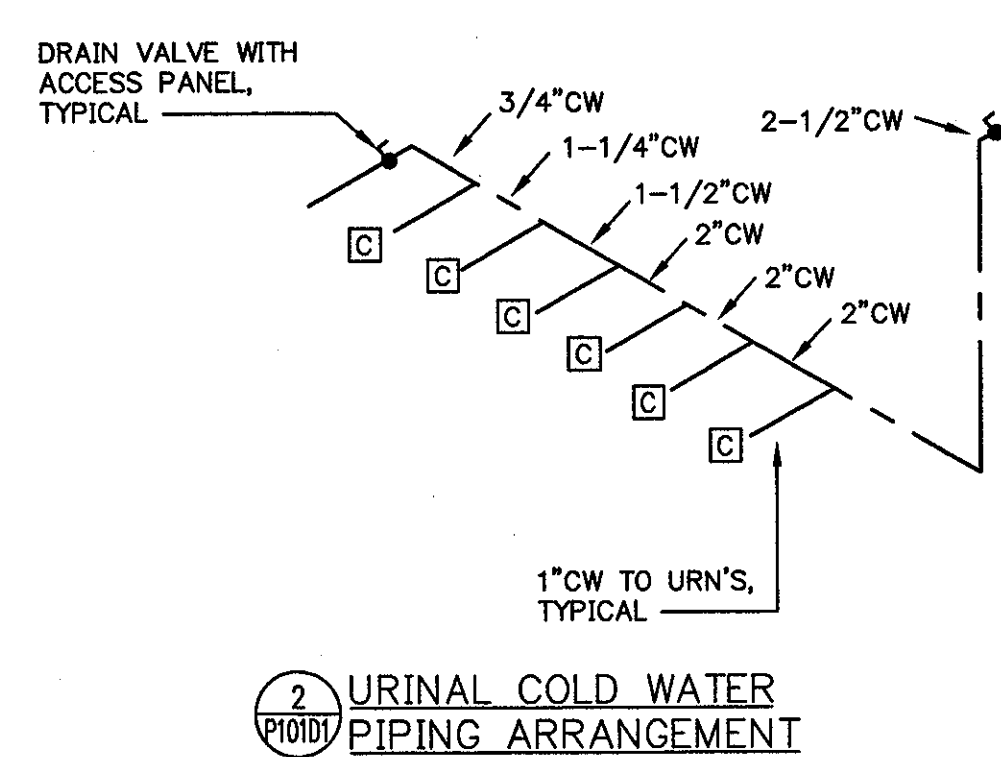
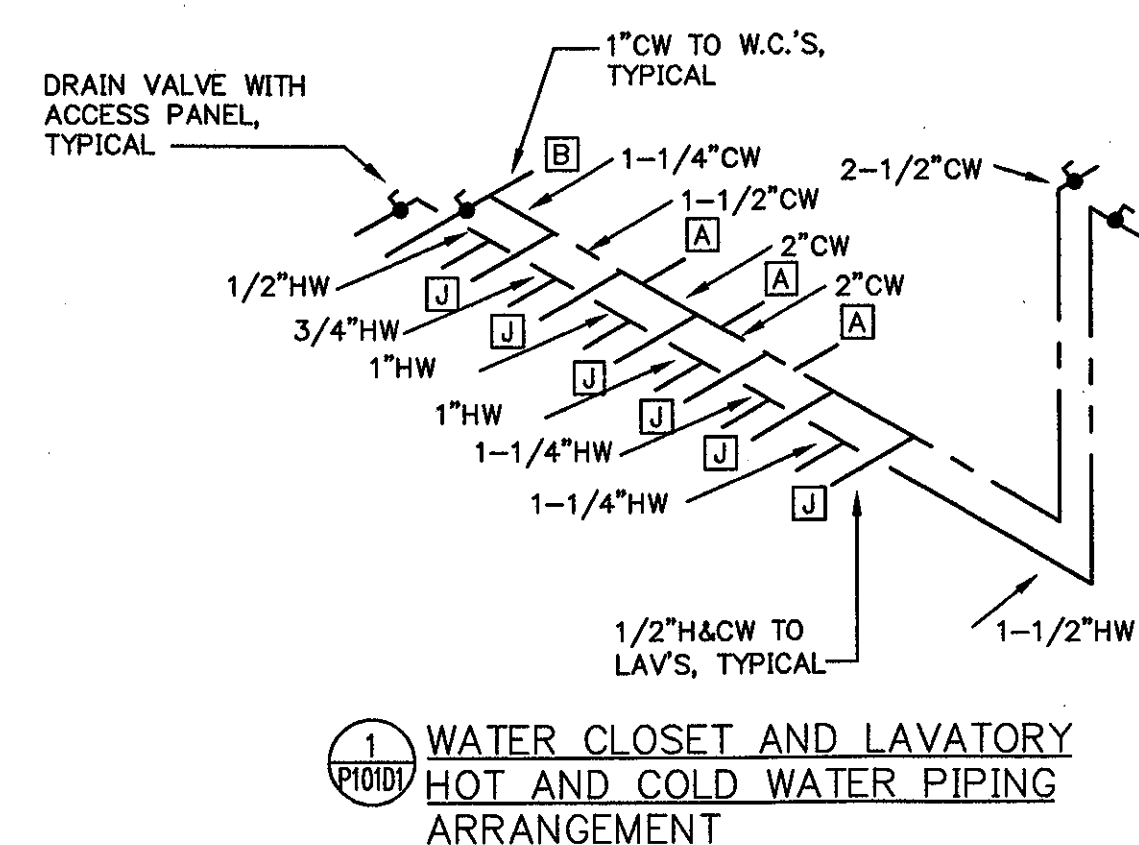
Date 03.18.01 Comm. No. 1013.0002.00  
In Charge FP CONSTRUCTION DOCUMENTS  
Drawn by KP  
Checked by MF

**P101C**





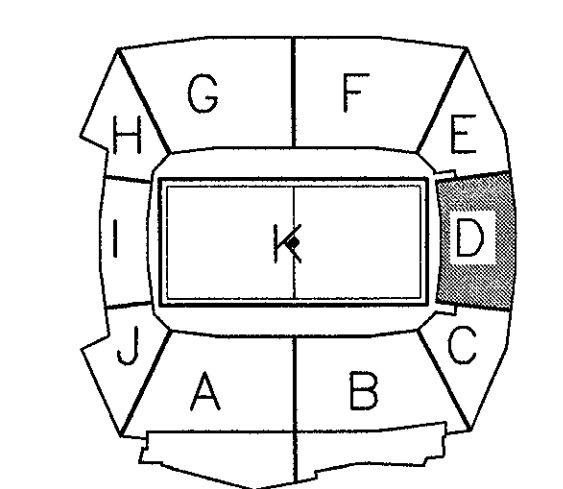




THE STADIUM AT RENTSCHLER FIELD

- Owner  
State of Connecticut
- Architecture  
Ellerbe Becket, Inc.  
605 West 47th Street, Suite 200  
Kansas City, MO 64112-1905  
Telephone: 816.561.4443  
Facsimile: 816.561.2853
- CR3  
571 Hopewell Street  
Shelton, CT 06470  
Telephone: 860.658.1988  
Facsimile: 860.658.1217
- Structural Engineering  
BVH Integrated Services  
50 Griffin Road South  
Bloomfield, CT 06002  
Telephone: 860.288.9171  
Facsimile: 860.242.0226
- Food Service  
The Bigelow Companies  
1575 University Avenue, Suite 156  
Kansas City, MO 64120  
Telephone: 816.483.5553  
Facsimile: 816.483.5510
- Mechanical/Electrical Engineering  
DTC  
501 Washington Ave  
North Haven, CT 06473  
Telephone: 203.239.4200  
Facsimile: 203.234.7376
- Geotechnical  
GZA GeoEnvironmental  
27 Rock Road  
Vernon, CT 06066  
Telephone: 860.875.7655  
Facsimile: 860.872.2416
- Civil Engineering/Traffic  
Fuss & O'Neill  
146 Hartford Road  
Manchester, CT 06040-5921  
Telephone: 860.682.2469  
Facsimile: 860.642.8313
- Security  
Safesecure Network  
17 E. Bush Road  
New Milford, CT 06776  
Telephone: 860.354.7020  
Facsimile: 860.354.7020
- Code Analysis  
F P & C Consultants, Inc.  
9233 Wood Parkway, Suite 225  
Kansas City, MO 64114  
Telephone: 816.523.3377  
Facsimile: 816.523.8256
- Vertical Circulation  
Syska & Hennessy  
One Broadway, 9th Floor  
Cambridge, MA 02142  
Telephone: 617.577.8900  
Facsimile: 617.577.9191
- Audio/Visual  
Pelton Marsh Kinsella  
1420 W. Mockingbird Lane, Suite 400  
Dallas, TX 75247-4951  
Telephone: 214.688.2444  
Facsimile: 214.951.7408
- Sports Turf  
MST  
1891 W. Feltle Avenue  
Littleton, CO 80120-4402  
Telephone: 303.738.1449  
Facsimile: 303.738.3827

THESE RECORD DOCUMENTS HAVE BEEN PREPARED BASED ON INFORMATION SUPPLIED TO THE ARCHITECT/ENGINEER BY OTHERS. THE ARCHITECT/ENGINEER HAS NOT INDEPENDENTLY VERIFIED THE INFORMATION AND DISCLAIMS RESPONSIBILITY FOR THE ACCURACY AND COMPLETENESS THEREOF. THESE DRAWINGS ARE FOR REFERENCE ONLY AND ARE NOT TO BE USED FOR CONSTRUCTION WITHOUT DRAWINGS AND CALCULATIONS SPECIFICALLY PREPARED FOR ANY INTENDED ADDITIONAL WORK.



ELLERBE BECKET



4600 Madison Avenue  
Suite 1000  
Kansas City, MO 64112  
816.561.4443

Ellerbe Becket, Inc.

© 2003 Ellerbe Becket

SERVICE LEVEL, AREA D PLUMBING RISERS

Scale NONE

Date	08.30.03	Comm. No.	1013.0002.00
In Charge	FP	RECORD DOCUMENTS	
Drawn By	DS	P101D1	
Checked By	MF		

PL101D1.DWG 14:48:46 2/20/03 11:11:11 P101D1.dwg Ellerbe, 1/27/2009 4:58:03 PM



Revision	Date	No.
AS PER RFI#122/CCD#036	10/10/01	1
AS PER RFI# / CCD#039	10/30/01	2
AS PER CCD#070	12/12/01	3
AS PER CCD#100/RFI#684	2/12/02	4
AS PER ASI#125	5/22/02	5

ITEM	HOT WATER	COLD WATER	DIRECT WASTE	INDIRECT WASTE	GAS SIZE	GAS MBTU'S	CONN. TYPE	HGT. AFF.	COMMENTS
2.001	1/2"						S.O.	18"	
2.018	1/2"						S.O.	18"	
2.022	1/4"						S.O.	18"	
2.028	1/2"						S.O.	18"	
2.031							F.S.	18"	PLUMB. CONTR. TO EXTEND DRAIN LINE FROM SODA DISPENSER AND BEER TOWER (AS REQ'D) TO FLOOR SINK.
4.036	3/4"						F.S.	18"	PLUMB. CONTR. TO EXTEND DRAIN LINE TO FLOOR SINK.
4.002	1/2"	1/2"	1-1/2"				S.O.	18"	
4.009	1/2"	1/2"	2"				S.O.	30"	KEG TO PROVIDE FAUCET KEG TO PROVIDE FAUCET
4.011	1/2"	1/2"					S.O.	18"	
4.020	1-1/2"			3"			F.S.	18"	PLUMB. CONTR. TO INTER-CONNECT BOWL DRAINS AND EXTEND TO FLOOR SINK.
				1-1/2"			F.S.	18"	PLUMB. CONTR. TO EXTEND DRAIN LINK TO JANITOR'S SINK.

ITEM	HOT WATER	COLD WATER	DIRECT WASTE	INDIRECT WASTE	GAS SIZE	GAS MBTU'S	CONN. TYPE	HGT. AFF.	COMMENTS
2.001	1/2"						S.O.	18"	
2.018	1/2"						S.O.	18"	
2.022	1/4"						S.O.	18"	
2.028	1/2"						S.O.	18"	
2.031							F.S.	18"	PLUMB. CONTR. TO EXTEND DRAIN LINE FROM SODA DISPENSER AND BEER TOWER (AS REQ'D) TO FLOOR SINK.
4.036	3/4"						F.S.	18"	PLUMB. CONTR. TO EXTEND DRAIN LINE TO FLOOR SINK.
4.143	1/2"	1/2"	1-1/2"		3/4"	40	S.O.	18"	PLUMB. CONTR. TO EXTEND DRAIN LINE TO FLOOR SINK ONE (1) GAS CONNECTION PER DECK.
4.002	1/2"	1/2"	1-1/2"				S.O.	18"	
4.009	1/2"	1/2"	2"				S.O.	30"	KEG TO PROVIDE FAUCET KEG TO PROVIDE FAUCET
4.018	1/2"	1/2"	2"				S.O.	18"	
4.020	1-1/2"			3"			F.S.	18"	PLUMB. CONTR. TO INTER-CONNECT BOWL DRAINS AND EXTEND TO GREASE TRAP.
				1-1/2"			F.S.	18"	PLUMB. CONTR. TO EXTEND DRAIN LINK TO JANITOR'S SINK.

FOR DESCRIPTION OF ITEMS SEE FOOD SERVICE DRAWINGS SERIES FS.

FOR DESCRIPTION OF ITEMS SEE FOOD SERVICE DRAWINGS SERIES FS.

**PLUMBING NOTES:**

- 1) PLUMBING CONTRACTOR SHALL COORDINATE WASTE, INDIRECT WASTE, HOT WATER, COLD WATER AND GAS PIPING REQUIREMENTS AND INSTALLATION OF ALL PIPING TO FOOD SERVICE EQUIPMENT WITH THE FOOD SERVICE DRAWINGS AND KITCHEN EQUIPMENT CONTRACTOR.
- 2) ALL PIPING TO FOOD SERVICE EQUIPMENT SHOWN ON PLUMBING DRAWINGS MAY OR MAY NOT BE LIMITED TO WHAT IS SHOWN ON THE PLUMBING DRAWINGS. IT IS THE PLUMBING CONTRACTOR'S RESPONSIBILITY TO VERIFY AND PROVIDE ALL REQUIRED PLUMBING CONNECTIONS WITH THE FOOD SERVICE DRAWINGS AND KITCHEN EQUIPMENT CONTRACTOR. PLUMBING CONTRACTOR SHALL PROVIDE ALL SHUT-OFF VALVES, PRESSURE REDUCING VALVES, AND BACKFLOW PREVENTION DEVICES IF REQUIRED BY THE FOOD SERVICE DRAWINGS AND KITCHEN EQUIPMENT CONTRACTOR.
- 3) PLUMBING CONTRACTOR SHALL COORDINATE ALL INSTALLATION OF PIPING WITH ALL TRADE CONTRACTORS. IF FIELD CONDITIONS PROHIBIT ANY INSTALLATION OF PIPING, PLUMBING CONTRACTOR SHALL CONTACT THE ENGINEER OF RECORD FOR VERIFICATION AND DIRECTION.
- 4) PLUMBING CONTRACTOR SHALL COORDINATE, (IF REQUIRED) ANY PENETRATIONS THROUGH STRUCTURE MEMBERS WITH THE ENGINEER OF RECORD, STRUCTURAL ENGINEER AND THE STRUCTURAL CONTRACTOR.

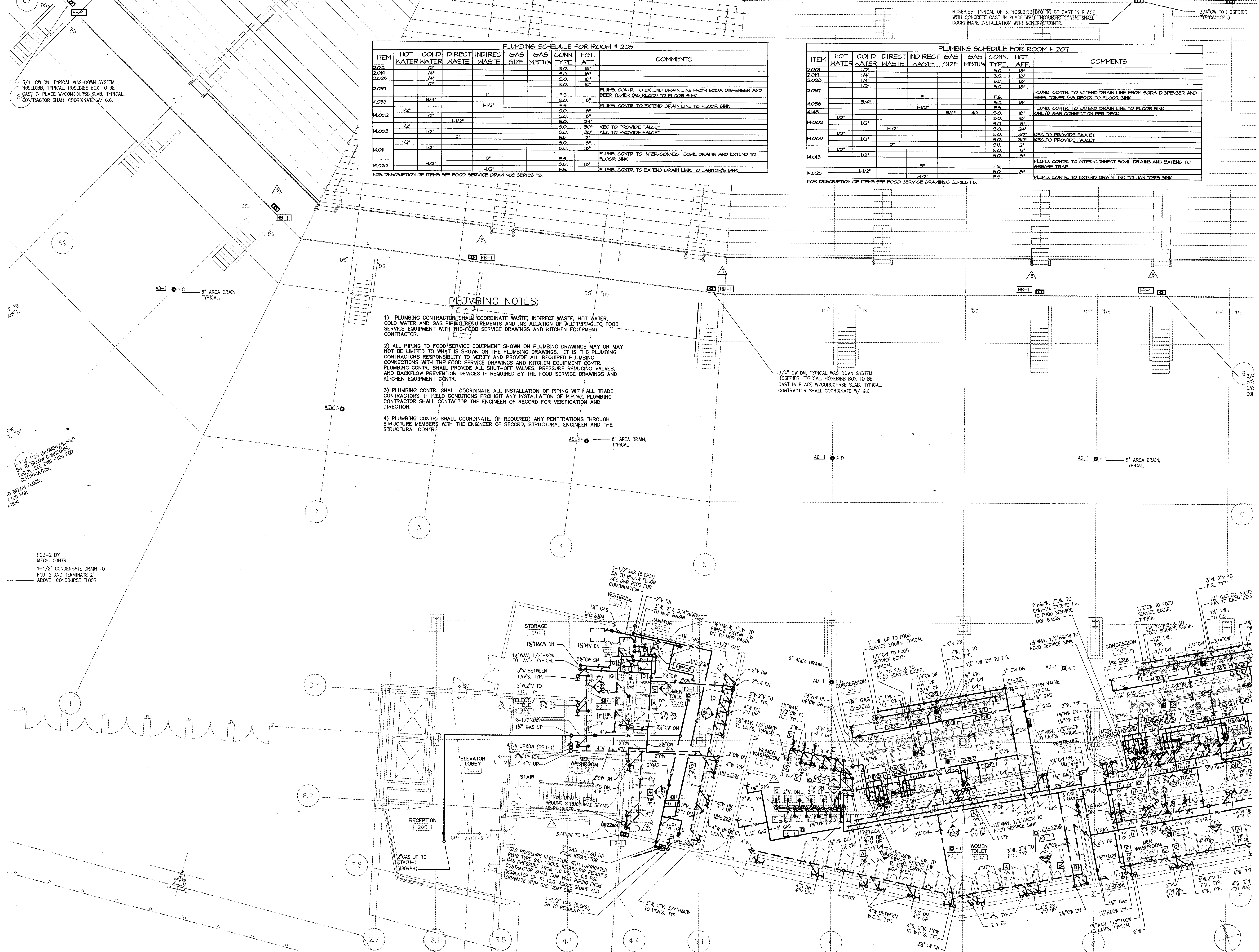
3/4" CW DN, TYPICAL WASHDOWN SYSTEM HOSEBBB, TYPICAL. HOSEBBB BOX TO BE CAST IN PLACE W/ CONCOURSE SLAB, TYPICAL. CONTRACTOR SHALL COORDINATE W/ G.C.

HOSEBBB, TYPICAL OF 3. HOSEBBB BOX TO BE CAST IN PLACE WITH CONCRETE CAST IN PLACE WALL. PLUMBING CONTR. SHALL COORDINATE INSTALLATION WITH GENERAL CONTR. 3/4" CW TO HOSEBBB, TYPICAL OF 3.

1-1/2" GAS (5.0PSI) TO BELOW FLOOR. SEE DWG P102 FOR CONTINUATION. 3/4" CW DN, TYPICAL WASHDOWN SYSTEM HOSEBBB, TYPICAL. HOSEBBB BOX TO BE CAST IN PLACE W/ CONCOURSE SLAB, TYPICAL. CONTRACTOR SHALL COORDINATE W/ G.C.

3/4" CW DN, TYPICAL WASHDOWN SYSTEM HOSEBBB, TYPICAL. HOSEBBB BOX TO BE CAST IN PLACE W/ CONCOURSE SLAB, TYPICAL. CONTRACTOR SHALL COORDINATE W/ G.C.

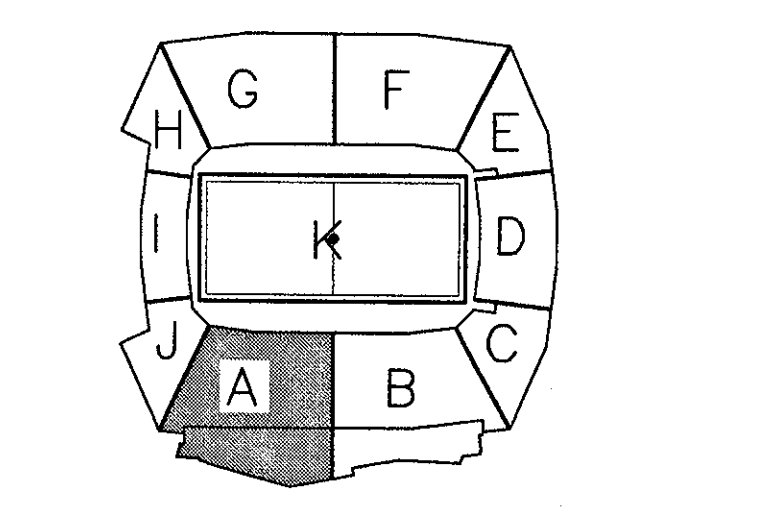
FCU-2 BY MECH. CONTR. 1-1/2" CONDENSATE DRAIN TO FCU-2 AND TERMINATE 2" ABOVE CONCOURSE FLOOR.



**THE STADIUM AT RENTSCHLER FIELD**

- Owner: State of Connecticut
- Architecture: **Ellerbe Becket, Inc.**  
805 West 47th Street, Suite 100  
Kansas City, MO 64112-1985  
Telephone: 816.561.4443  
Facsimile: 816.561.2883
- Structural Engineering: **BVH Integrated Services**  
50 Griffin Road South  
Bloomfield, CT 06002  
Telephone: 860.285.9171  
Facsimile: 860.242.8236
- Mechanical/Electrical Engineering: **DTC**  
550 Washington Ave  
North Haven, CT 06473  
Telephone: 203.239.4200  
Facsimile: 203.234.7316
- Oil Engineering/Traffic: **Fuss & O'Neill**  
146 Hartford Road  
Manchester, CT 06040-9301  
Telephone: 860.646.2469  
Facsimile: 860.643.6313
- Code Analysis: **F & C Consultants, Inc.**  
823 West Terrace, Suite 225  
Kansas City, MO 64114  
Telephone: 816.533.3377  
Facsimile: 816.533.8256
- Acoustic/Vibr: **Pelton Marsh Kinsella**  
1420 W. Modigliani Lane, Suite 400  
Dallas, TX 75247-4991  
Telephone: 214.951.7444  
Facsimile: 214.951.7408
- Landscape Design: **CR3**  
871 Highmeadow Street  
Greenwich, CT 06039  
Telephone: 860.658.1988  
Facsimile: 860.658.1217
- Food Service: **The Bigelow Companies**  
1575 Universal Avenue, Suite 156  
Kansas City, MO 64126  
Telephone: 816.483.5533  
Facsimile: 816.483.5510
- Geotechnical: **GZA GeoEnvironmental**  
Vernon, CT 06066  
Telephone: 860.875.7655  
Facsimile: 860.872.2416
- Security: **Safesecure Network**  
17 E. Back Road  
New Milford, CT 06776  
Telephone: 860.354.7020  
Facsimile: 860.354.7020
- Vertical Circulation: **Syska & Hennessy**  
One Broadway, 9th Floor  
Cambridge, MA 02142  
Telephone: 617.577.9900  
Facsimile: 617.577.9191
- Sports Turf: **MST**  
1893 W. Kenda Avenue  
Littleton, CO 80120-4402  
Telephone: 303.738.1448  
Facsimile: 303.738.2827

THESE RECORD DOCUMENTS HAVE BEEN PREPARED BASED ON INFORMATION SUPPLIED TO THE ARCHITECT/ENGINEER BY OTHERS. THE ARCHITECT/ENGINEER HAS NOT INDEPENDENTLY VERIFIED THE INFORMATION AND DISCLAIMS RESPONSIBILITY FOR THE ACCURACY AND COMPLETENESS THEREOF. THESE DRAWINGS ARE FOR REFERENCE ONLY AND ARE NOT TO BE USED FOR CONSTRUCTION WITHOUT DRAWINGS AND CALCULATIONS SPECIFICALLY PREPARED FOR ANY INTENDED ADDITIONAL WORK.



**ELLERBE BECKET**

4600 Madison Avenue  
Suite 1000  
Kansas City, MO 64112  
816.561.4443

Ellerbe Becket, Inc.

© 2003 Ellerbe Becket

**CONCOURSE LEVEL, AREA A PLUMBING PLAN**  
ELEV. = 52'-0"  
Scale 1/8"=1'-0"

Date: 08.30.03 Comm. No. 1013.0002.00  
In Charge: FP  
Drawn By: KP  
Checked By: MF

**RECORD DOCUMENTS**

**P102A**

R:\PROJECTS\1013\1013\_P102A.dwg, Layer: 12/18/2003 9:50:29 PM

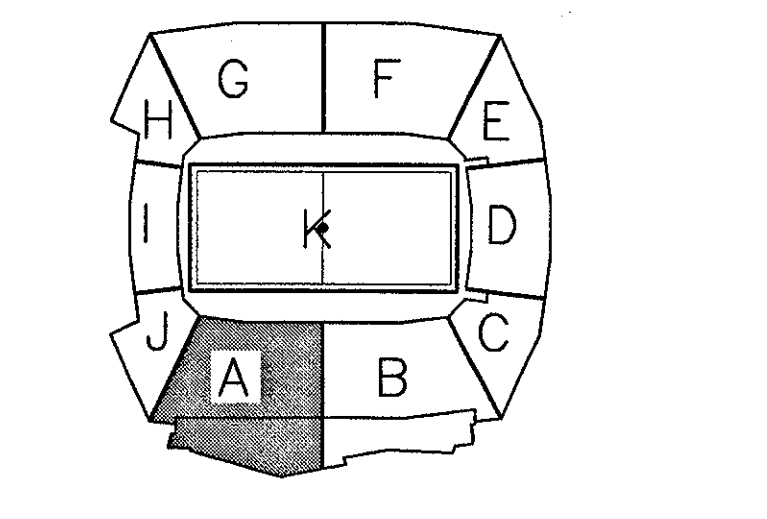


Revision	Date	No.
AS PER RFI# 122/CCD#036	10/10/01	1
AS PER CCD#070	12/12/01	2
AS PER ASI#125	05/21/01	3

**THE STADIUM AT RENTSCHLER FIELD**

- Owner: State of Connecticut
- Architecture: **Ellerbe Becket, Inc.**  
605 West 47th Street, Suite 200  
Kansas City, MO 64112-1995  
Telephone: 816.581.4443  
Facsimile: 816.581.2863
- CR3  
571 Hopwood Street  
Stamford, CT 06070  
Telephone: 860.688.1988  
Facsimile: 860.688.1217
- Structural Engineering: **BVH Integrated Services**  
50 Griffin Road South  
Bloomfield, CT 06002  
Telephone: 860.288.9171  
Facsimile: 860.242.0236
- Food Service: **The Bigelow Companies**  
1375 Universal Avenue, Suite 150  
Kansas City, MO 64120  
Telephone: 816.483.5533  
Facsimile: 816.483.5510
- Mechanical/Electrical Engineering: **DTC**  
556 Washington Ave.  
North Haven, CT 06463  
Telephone: 203.238.4200  
Facsimile: 203.234.7376
- Geotechnical: **GZA GeoEnvironmental**  
27 Reed Road  
Vernon, CT 06066  
Telephone: 860.875.7655  
Facsimile: 860.872.2416
- Civil Engineering/Traffic: **Fuss & O'Neill**  
141 Marlboro Road  
Manchester, CT 06040-5321  
Telephone: 860.646.2489  
Facsimile: 860.640.0513
- Security: **Salesecure Network**  
173 Back Road  
New Milford, CT 06776  
Telephone: 860.354.7020  
Facsimile: 860.354.7020
- Code Analysis: **F & C Consultants, Inc.**  
9233 West Parkway, Suite 225  
Kansas City, MO 64114  
Telephone: 816.523.3377  
Facsimile: 816.523.8256
- Vertical Circulation: **Syska & Hennessy**  
One Broadway, 9th Floor  
Cambridge, MA 02142  
Telephone: 617.577.9900  
Facsimile: 617.577.9191
- Architectural: **Pelton Marsh Kinsella**  
1601 W. Montpelier Lane, Suite 400  
Dallas, TX 75247-4951  
Telephone: 214.688.7444  
Facsimile: 214.691.7368
- Specialty: **MST**  
1803 W. Kattie Avenue  
Lubbock, TX 79402-4402  
Telephone: 807.793.1440  
Facsimile: 807.793.2627

THESE RECORD DOCUMENTS HAVE BEEN PREPARED BASED ON INFORMATION SUPPLIED TO THE ARCHITECT/ENGINEER BY OTHERS. THE ARCHITECT/ENGINEER HAS NOT INDEPENDENTLY VERIFIED THE INFORMATION AND DISCLAIMS RESPONSIBILITY FOR THE ACCURACY AND COMPLETENESS THEREOF. THESE DRAWINGS ARE FOR REFERENCE ONLY AND ARE NOT TO BE USED FOR CONSTRUCTION WITHOUT DRAWINGS AND CALCULATIONS SPECIFICALLY PREPARED FOR ANY INTENDED ADDITIONAL WORK.



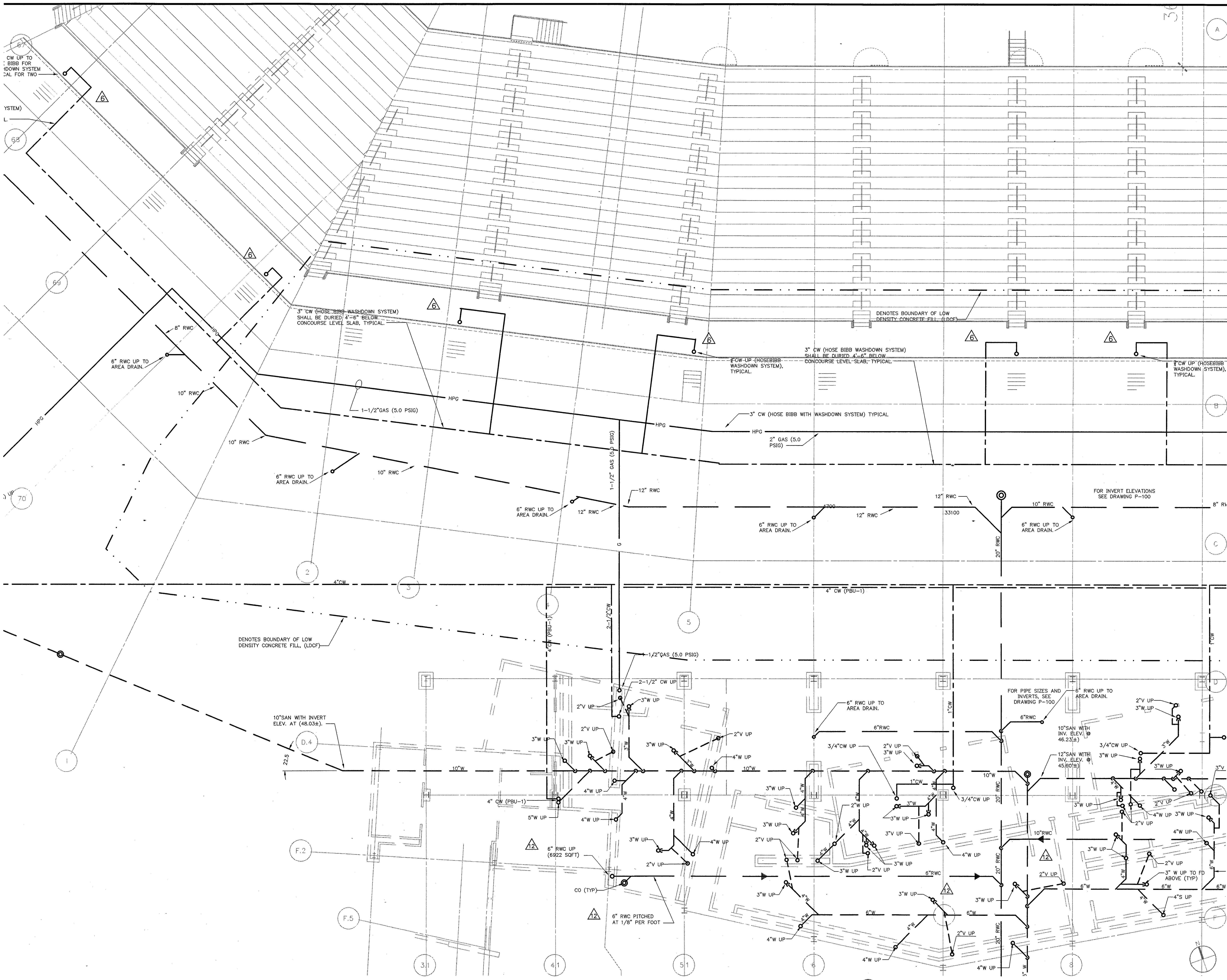
**ELLERBE BECKET**

4600 Madison Avenue  
Suite 1000  
Kansas City, MO 64112  
816.561.4443

© 2003 Ellerbe Becket

**CONCOURSE LEVEL, AREA A  
PLUMBING PLAN  
UNDERGROUND PIPING**

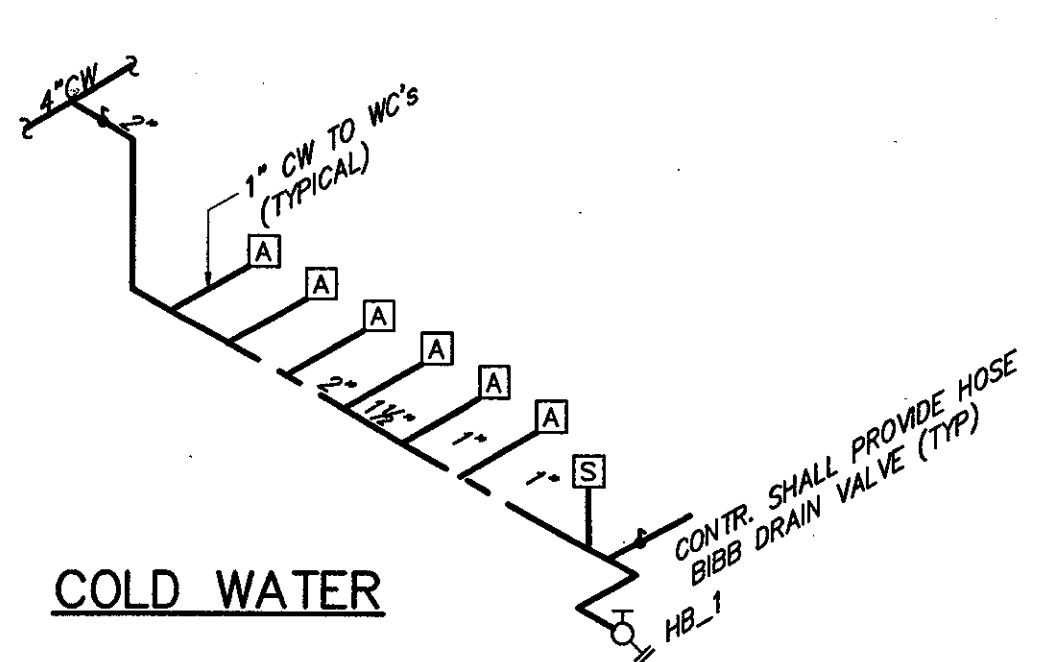
Date: 06.30.03 Comm. No. 1013.0002.00  
In Charge: FP RECORD DOCUMENTS  
Drawn By: KP  
Checked By: MF **P102A1**



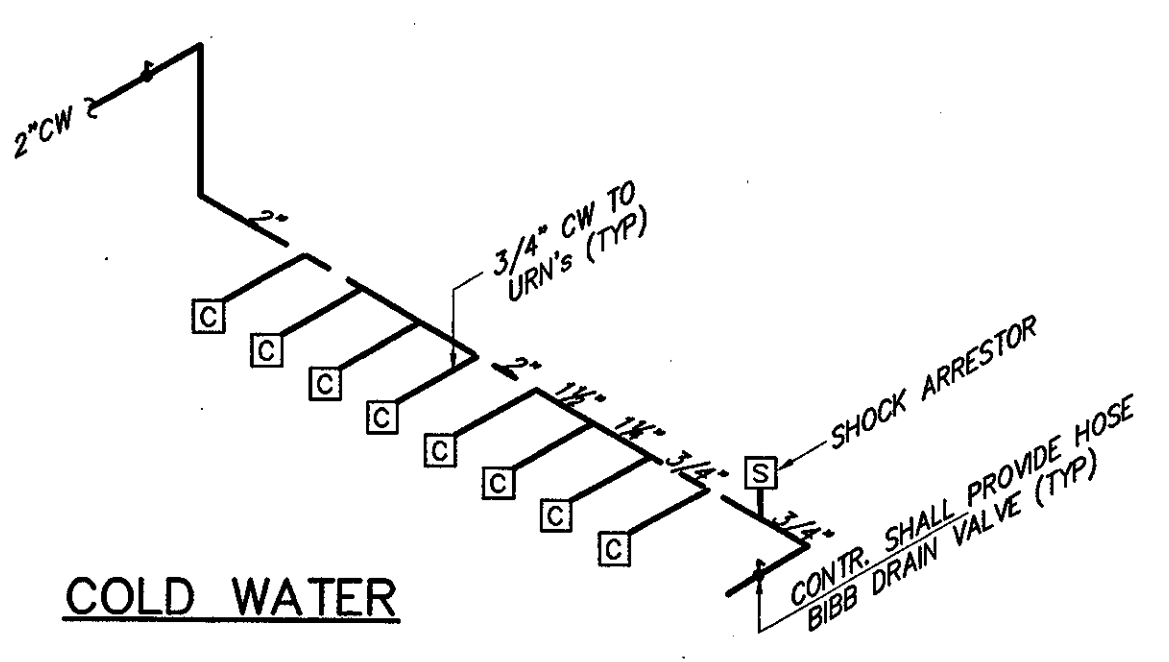
**1 CONCOURSE LEVEL AREA A - FLOOR PLAN**  
1/8"=1'-0"

E:\2003\03\1013\1013\_0102A1.dwg, 10/22/2003 12:00:00 PM

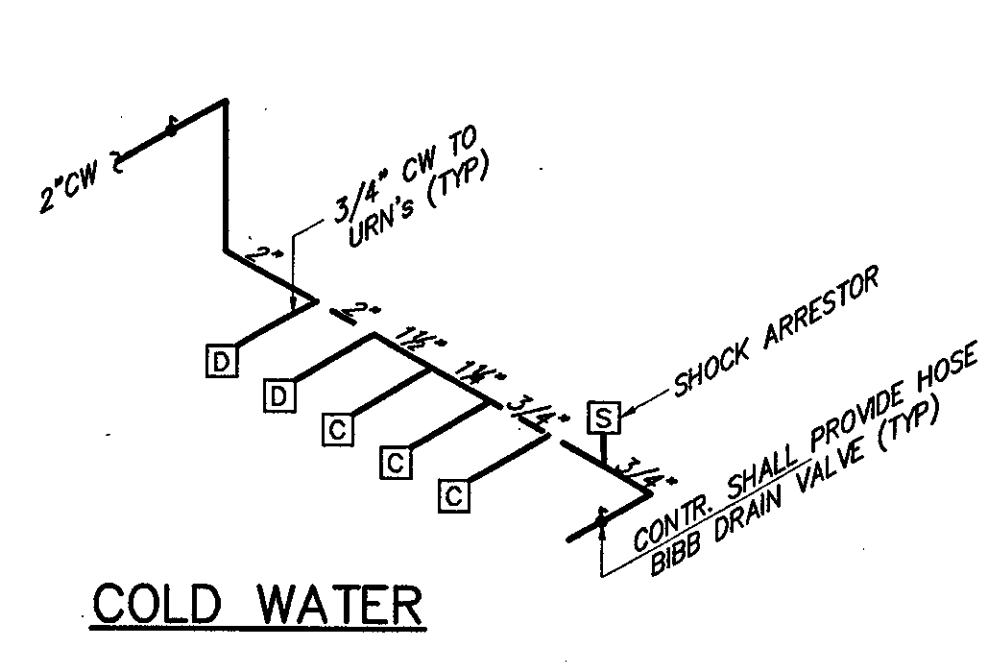




1 TYPICAL WATER CLOSET PIPING ARRANGEMENT. NOT TO SCALE

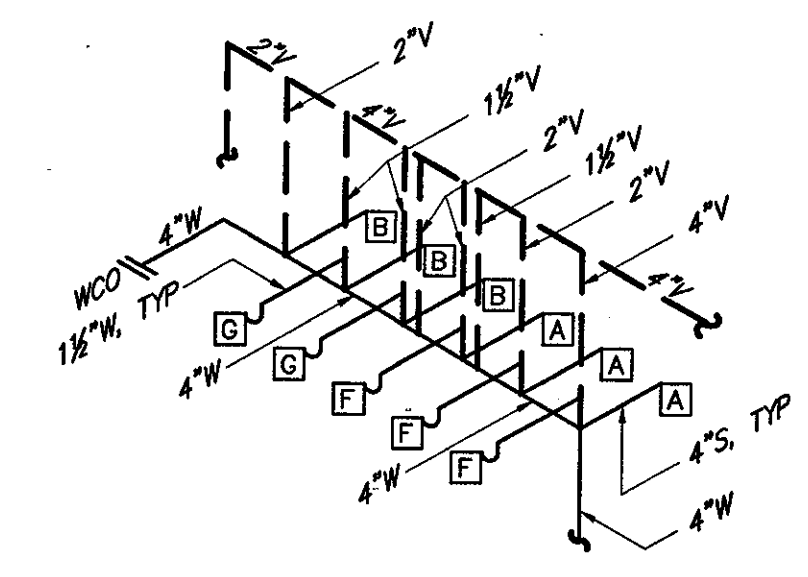


2 TYPICAL URINALS PIPING ARRANGEMENT. NOT TO SCALE

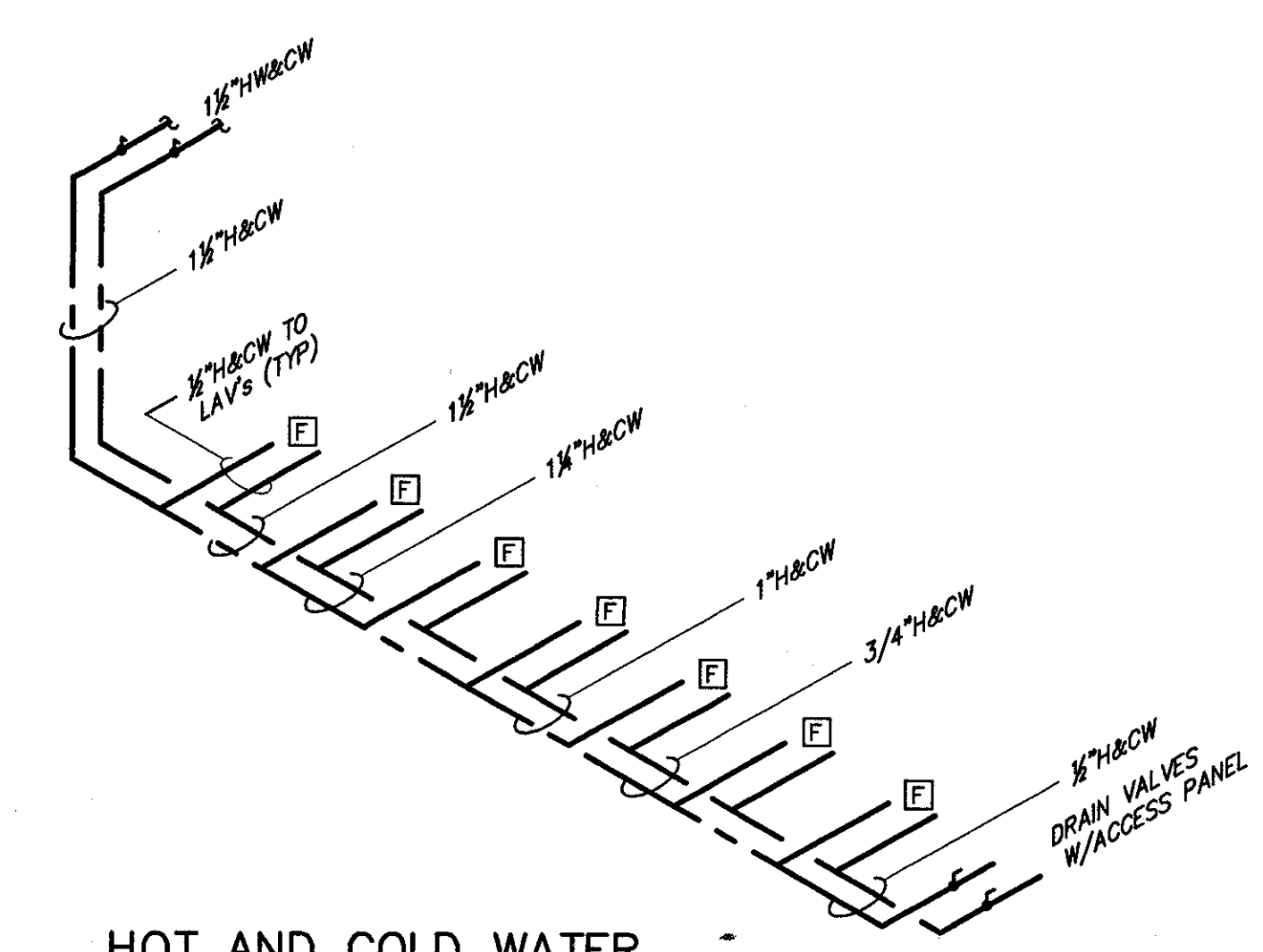


3 TYPICAL WATER CLOSET/SINK PIPING ARRANGEMENT. NOT TO SCALE

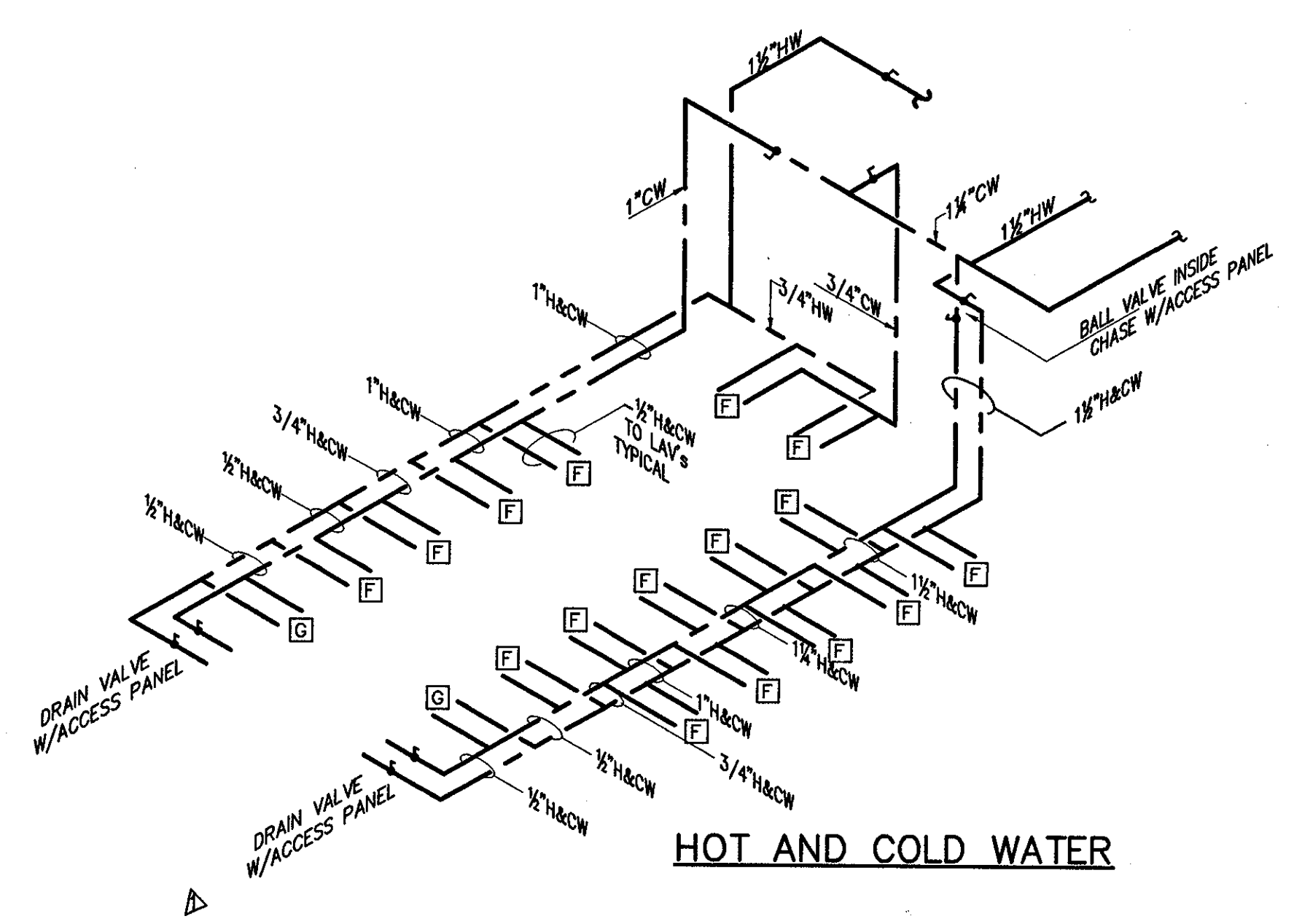
HOT AND COLD WATER



SANITARY AND VENT

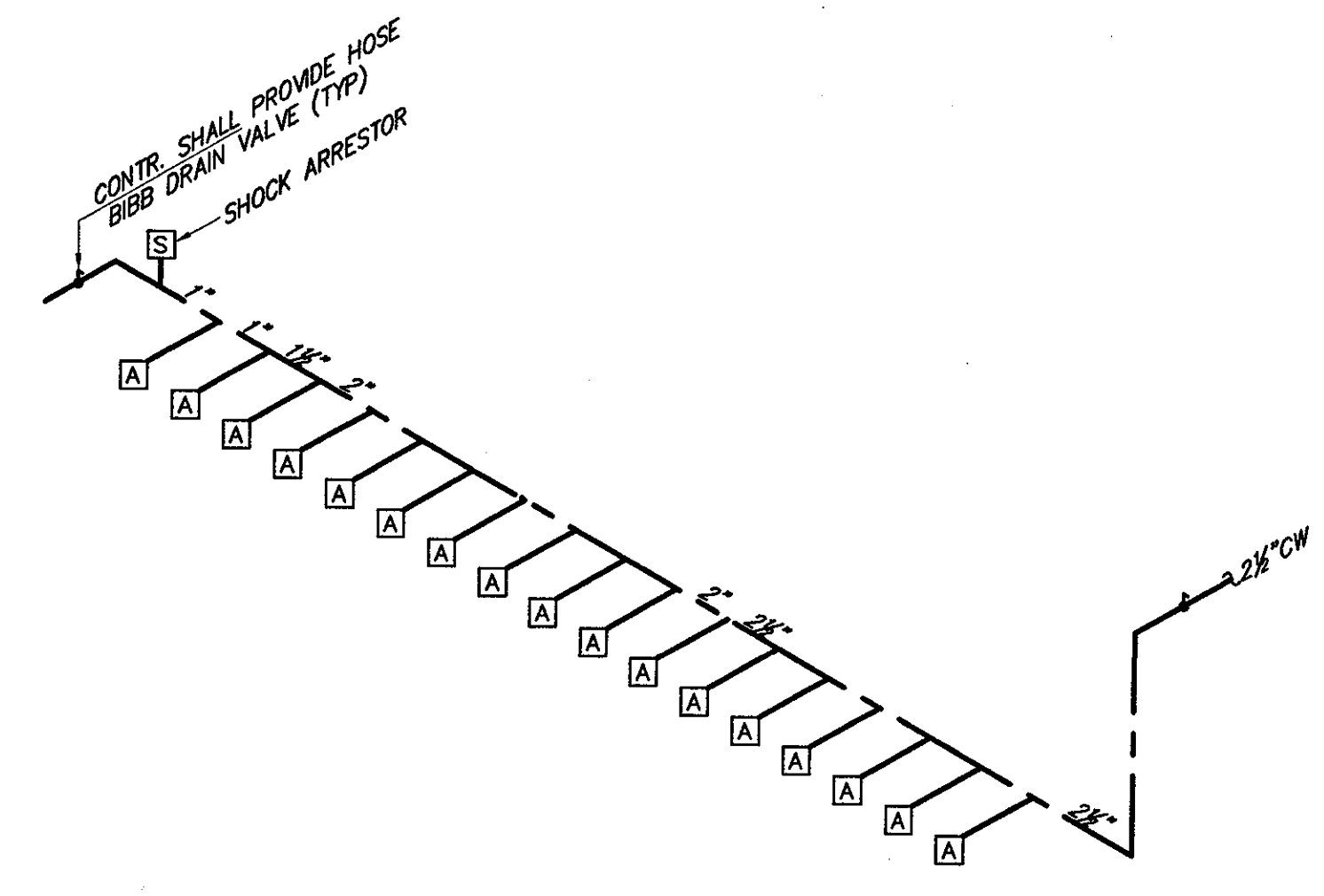


4 TYPICAL LAVATORY PIPING ARRANGEMENT. NOT TO SCALE



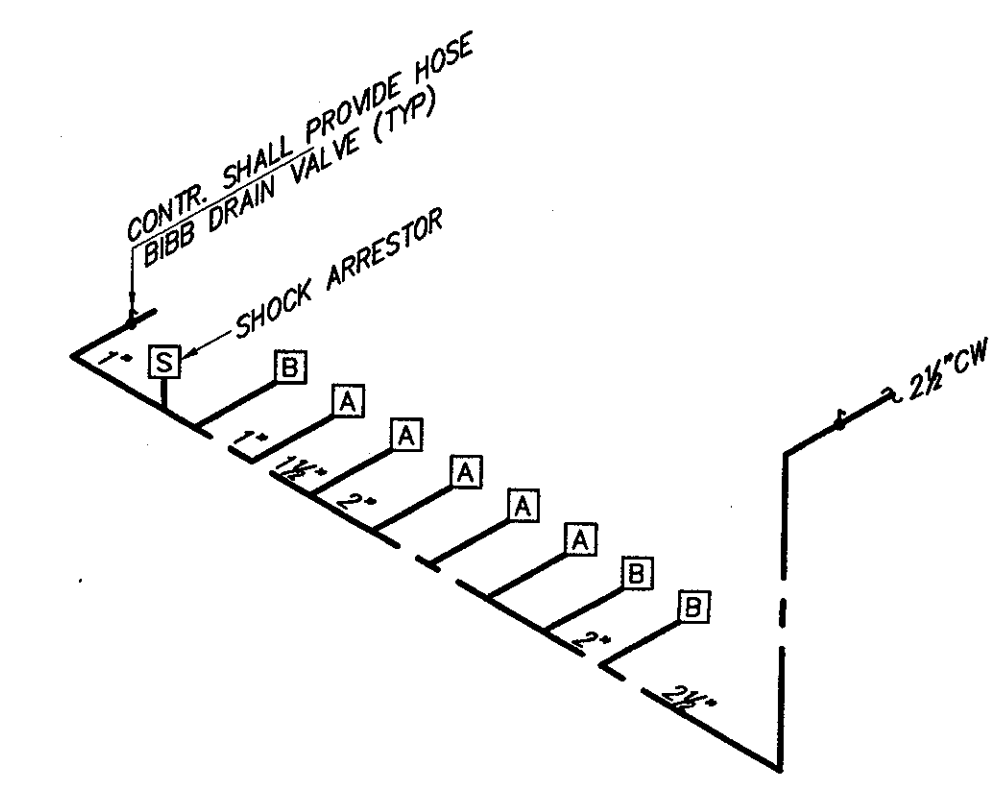
5 TYPICAL LAVATORY PIPING ARRANGEMENT. NOT TO SCALE

HOT AND COLD WATER



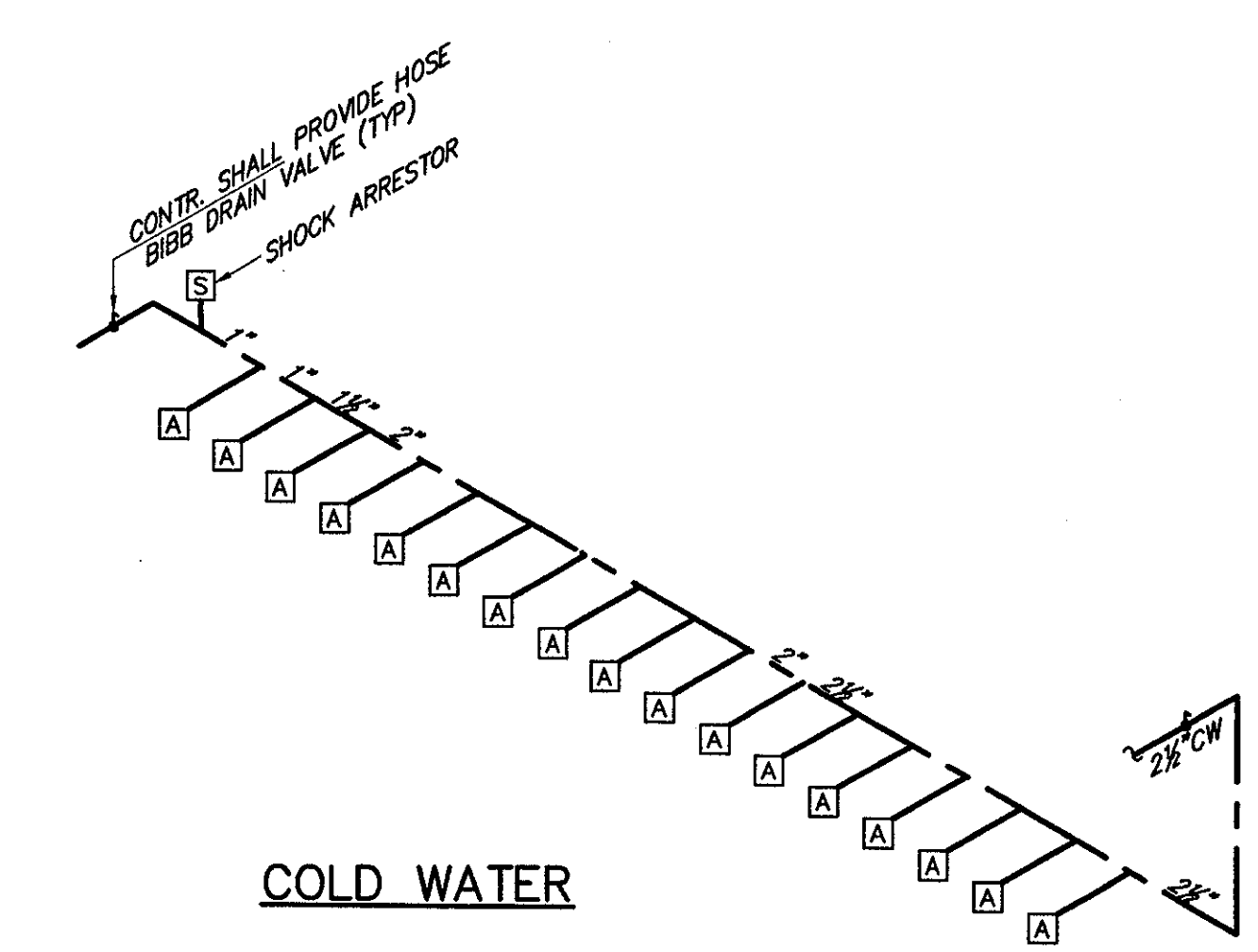
6 TYPICAL WATER CLOSET PIPING ARRANGEMENT. NOT TO SCALE

COLD WATER



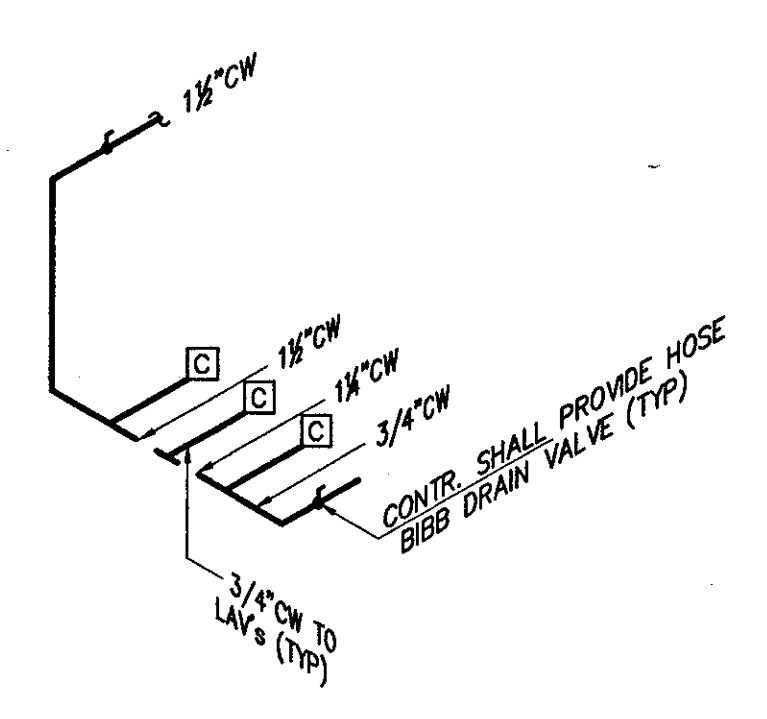
7 TYPICAL WATER CLOSET PIPING ARRANGEMENT. NOT TO SCALE

COLD WATER



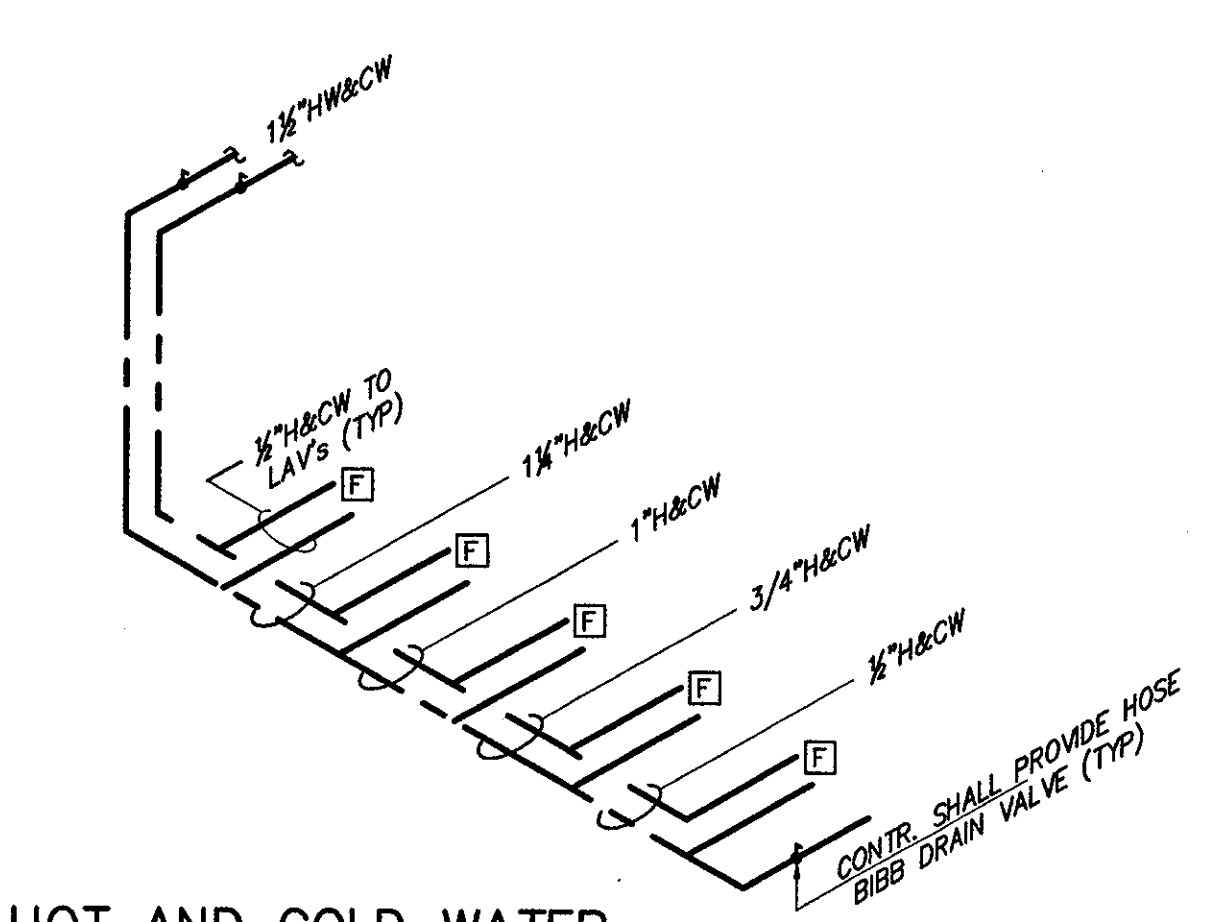
8 TYPICAL WATER CLOSET PIPING ARRANGEMENT. NOT TO SCALE

COLD WATER



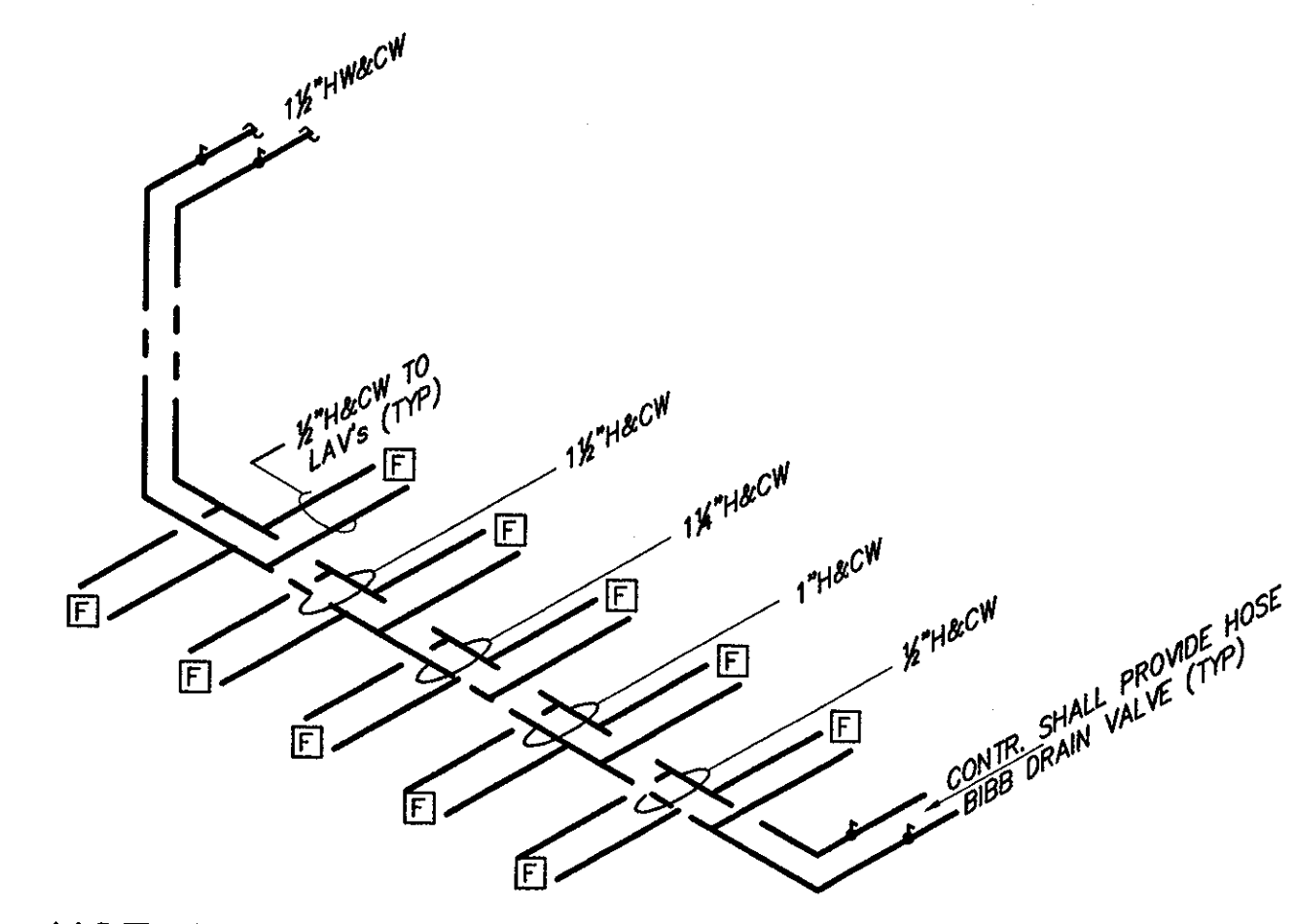
9 TYPICAL LAVATORY/URINAL PIPING ARRANGEMENT. NOT TO SCALE

COLD WATER



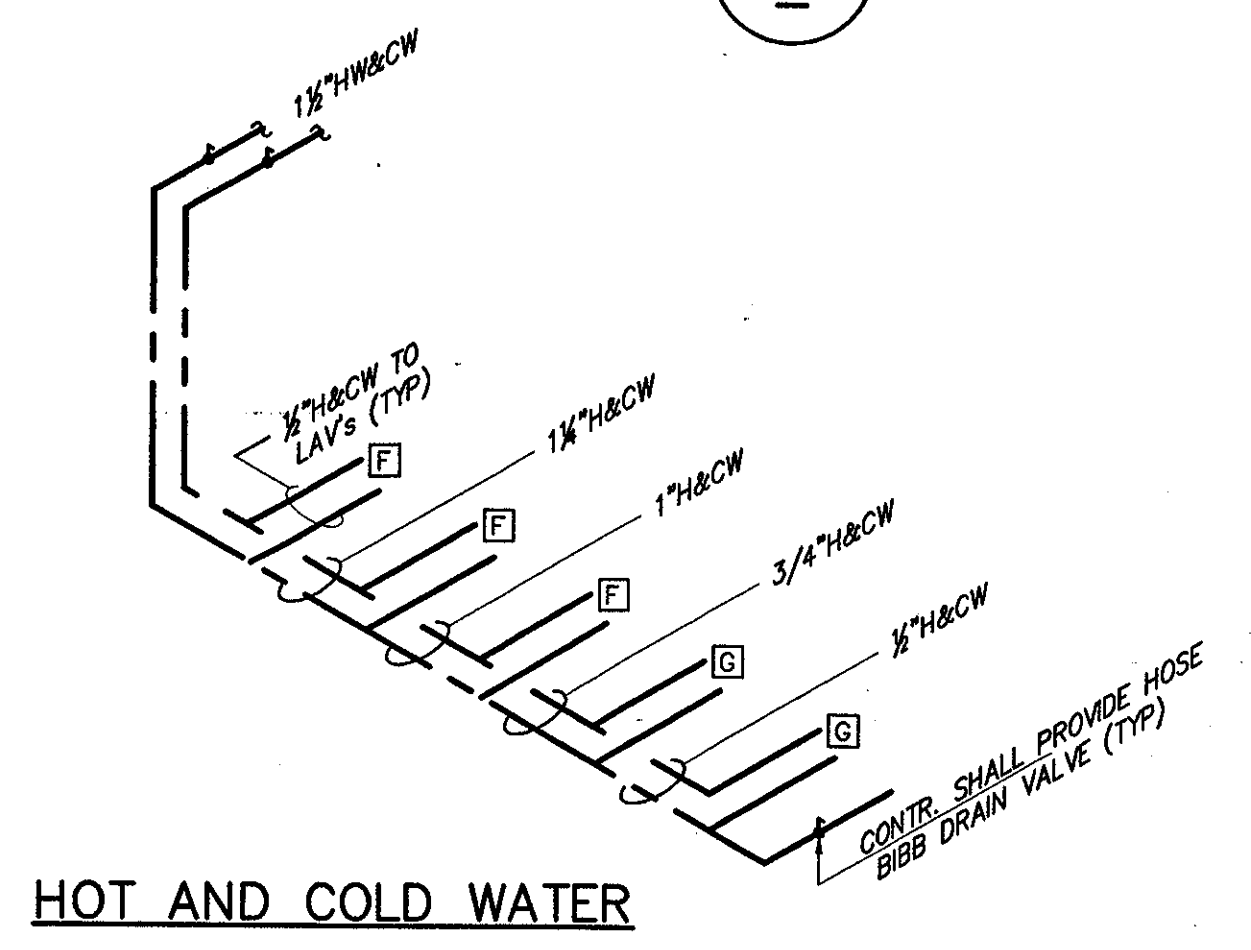
10 TYPICAL LAVATORY PIPING ARRANGEMENT. NOT TO SCALE

HOT AND COLD WATER



11 TYPICAL WATER CLOSET/SINK PIPING ARRANGEMENT. NOT TO SCALE

COLD WATER

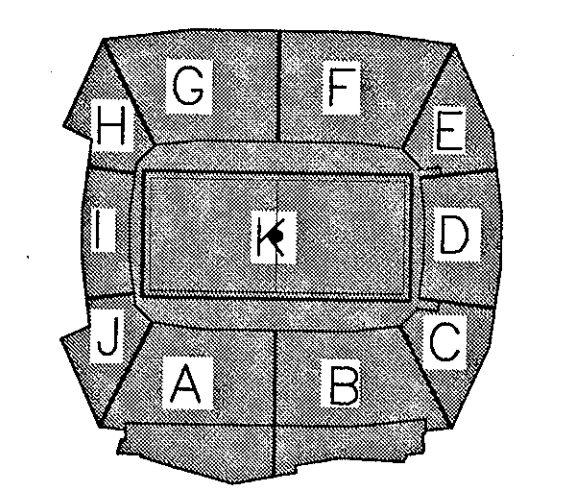


HOT AND COLD WATER

THE STADIUM AT RENTSCHLER FIELD

- Owner: State of Connecticut
- Architecture: Ellerbe Becket, Inc. 605 West 17th Street, Suite 200, Kansas City, MO 64112-1905. Telephone: 816.561.4443. Facsimile: 816.561.2863.
- Structural Engineering: BVH Integrated Services, 50 Griffin Road South, Bloomfield, CT 06002. Telephone: 860.286.9171. Facsimile: 860.242.8236.
- Mechanical/Electrical Engineering: DTC, 556 Washington Ave, North Haven, CT 06473. Telephone: 203.239.4200. Facsimile: 203.234.7376.
- Civil Engineering/Traffic: Fuss & O'Neill, 146 Hartford Road, Manchester, CT 06040-0021. Telephone: 860.646.2469. Facsimile: 860.643.6313.
- Vertical Circulation: F.P. & C. Consultants, Inc., 5333 Woodlawn, Suite 225, Kansas City, MO 64114. Telephone: 816.523.3377. Facsimile: 816.523.8256.
- Auditory/Visual: Pelton Marsh Kinsella, 1420 W. Montclair Lane, Suite 400, Dallas, TX 75247-4951. Telephone: 214.688.7444. Facsimile: 214.951.7408.
- Landscaping Design: CR3, 571 Hagemanwood Street, Shelton, CT 06487. Telephone: 860.658.1988. Facsimile: 860.658.1217.
- Food Service: The Bigelow Companies, 1575 Universal Avenue, Suite 156, Kansas City, MO 64128. Telephone: 816.483.5553. Facsimile: 816.483.5510.
- Geotechnical: GZA GeoEnvironmental, 37 Main Road, Vernon, CT 06066. Telephone: 860.875.7655. Facsimile: 860.872.2416.
- Security: Safesecure Network, 17 E. Rock Road, New Milford, CT 06776. Telephone: 860.354.7020. Facsimile: 860.354.7020.
- Syska & Hennessy, One Business, 9th Floor, Cambridge, MA 02142. Telephone: 617.577.9900. Facsimile: 617.577.9191.
- Sports Turf: MST, 1893 W. Kettle Avenue, Littleton, CO 80120-4402. Telephone: 303.792.1440. Facsimile: 303.792.2627.

THESE RECORD DOCUMENTS HAVE BEEN PREPARED BASED ON INFORMATION SUPPLIED TO THE ARCHITECT/ENGINEER BY OTHERS. THE ARCHITECT/ENGINEER HAS NOT INDEPENDENTLY VERIFIED THE INFORMATION AND DISCLAIMS RESPONSIBILITY FOR THE ACCURACY AND COMPLETENESS THEREOF. THESE DRAWINGS ARE FOR REFERENCE ONLY AND ARE NOT TO BE USED FOR CONSTRUCTION WITHOUT DRAWINGS AND CALCULATIONS SPECIFICALLY PREPARED FOR ANY INTENDED ADDITIONAL WORK.



ELLERBE BECKET



4600 Madison Avenue, Suite 1000, Kansas City, MO 64112, 816.561.4443

© 2003 Ellerbe Becket

CONCOURSE LEVEL, AREA A PLUMBING RISERS

Scale 1/8"=1'-0"

Date 08.30.03 6.01 Comm. No. 1013.0002.00

In Charge FSP RECORD DOCUMENTS

Drawn By JCP P102A2



Revision	Date	No.
AS PER RFI#311	10/01/01	A
AS PER RFI#122/CCD#036	10/10/01	A
AS PER RFI# / CCD#039	10/30/01	A
AS PER RFI#379	10/30/01	A
GENERAL REVISIONS	10/30/01	A
AS PER RFI#381	10/30/01	A
AS PER CCD#070	12/12/01	A
AS PER ASI#125	05/21/02	A
AS PER CCD#236	05/01/03	A

ITEM	HOT WATER	COLD WATER	DIRECT WASTE	INDIRECT WASTE	GAS SIZE	GAS MBTU's	CONN. TYPE	HGT. AFF.	COMMENTS
2.021		1/2"					S.O.	18"	
2.028		1/4"					S.O.	18"	
2.028		1/4"					S.O.	18"	
2.031							F.S.	18"	PLUMB. CONTR. TO EXTEND DRAIN LINE FROM SODA DISPENSER AND BEER TAPERS (AS REQ'D) TO FLOOR SINK.
4.036		3/4"		1/2"			F.S.	18"	PLUMB. CONTR. TO EXTEND DRAIN LINE TO FLOOR SINK. PLUMB. CONTR. TO CONNECT TO GAS SUPPLY WITH FLEXIBLE CONNECTOR ASSEMBLY, KEG TO PROVIDE GAS PRESSURE REGULATOR & HOSE W/QUICK DISCONNECT AS REQUIRED.
4.041					1/2"	122	S.O.	18"	PLUMB. CONTR. TO CONNECT TO GAS SUPPLY WITH FLEXIBLE CONNECTOR ASSEMBLY, KEG TO PROVIDE GAS PRESSURE REGULATOR & HOSE W/QUICK DISCONNECT AS REQUIRED.
4.125		1/2"			3/4"	60	S.O.	18"	
14.002		1/2"		1/2"			S.O.	18"	KEG TO PROVIDE FAUKET
14.008		1/2"		1/2"			S.O.	24"	KEG TO PROVIDE FAUKET
14.013		1/2"		2"			S.U.	2"	KEG TO PROVIDE FAUKET
14.020		1/2"		3"			S.O.	18"	PLUMB. CONTR. TO INTER-CONNECT BOWL DRAINS AND EXTEND TO GREASE TRAP.
14.020		1/2"		1/2"			F.S.	18"	PLUMB. CONTR. TO EXTEND DRAIN LINE TO JANITOR'S SINK.

ITEM	HOT WATER	COLD WATER	DIRECT WASTE	INDIRECT WASTE	GAS SIZE	GAS MBTU's	CONN. TYPE	HGT. AFF.	COMMENTS
2.021		1/2"					S.O.	18"	
2.028		1/4"					S.O.	18"	
2.028		1/4"					S.O.	18"	
2.031							F.S.	18"	PLUMB. CONTR. TO EXTEND DRAIN LINE FROM SODA DISPENSER AND BEER TAPERS (AS REQ'D) TO FLOOR SINK.
4.036		3/4"		1/2"			F.S.	18"	PLUMB. CONTR. TO EXTEND DRAIN LINE TO FLOOR SINK. PLUMB. CONTR. TO CONNECT TO GAS SUPPLY WITH FLEXIBLE CONNECTOR ASSEMBLY, KEG TO PROVIDE GAS PRESSURE REGULATOR & HOSE W/QUICK DISCONNECT AS REQUIRED.
4.041					1/2"	122	S.O.	18"	PLUMB. CONTR. TO CONNECT TO GAS SUPPLY WITH FLEXIBLE CONNECTOR ASSEMBLY, KEG TO PROVIDE GAS PRESSURE REGULATOR & HOSE W/QUICK DISCONNECT AS REQUIRED.
4.125		1/2"			3/4"	60	S.O.	18"	
14.002		1/2"		1/2"			S.O.	18"	KEG TO PROVIDE FAUKET
14.008		1/2"		1/2"			S.O.	24"	KEG TO PROVIDE FAUKET
14.013		1/2"		2"			S.U.	2"	KEG TO PROVIDE FAUKET
14.020		1/2"		3"			S.O.	18"	PLUMB. CONTR. TO INTER-CONNECT BOWL DRAINS AND EXTEND TO FLOOR SINK.
14.020		1/2"		1/2"			F.S.	18"	PLUMB. CONTR. TO EXTEND DRAIN LINE TO JANITOR'S SINK.

**PLUMBING NOTES:**

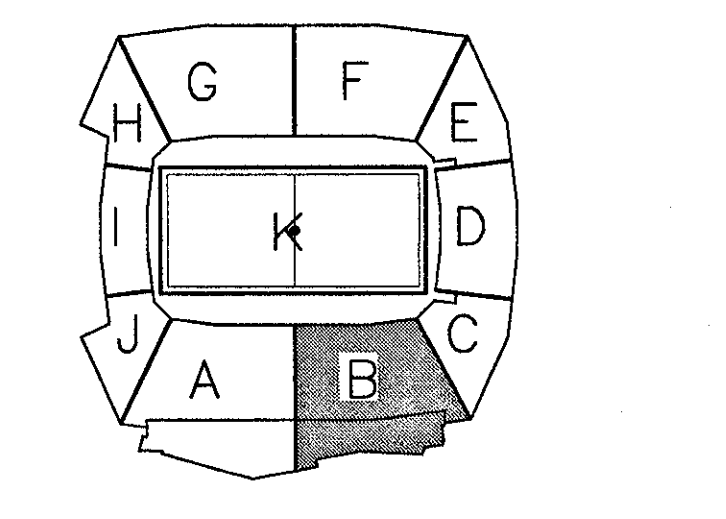
- 1) PLUMBING CONTRACTOR SHALL COORDINATE WASTE, INDIRECT WASTE, HOT WATER, COLD WATER AND GAS PIPING REQUIREMENTS AND INSTALLATION OF ALL PIPING TO FOOD SERVICE EQUIPMENT WITH THE FOOD SERVICE DRAWINGS AND KITCHEN EQUIPMENT CONTRACTOR.
- 2) ALL PIPING TO FOOD SERVICE EQUIPMENT SHOWN ON PLUMBING DRAWINGS MAY OR MAY NOT BE LIMITED TO WHAT IS SHOWN ON THE PLUMBING DRAWINGS. IT IS THE PLUMBING CONTRACTOR'S RESPONSIBILITY TO VERIFY AND PROVIDE ALL REQUIRED PLUMBING CONNECTIONS WITH THE FOOD SERVICE DRAWINGS AND KITCHEN EQUIPMENT CONTR. PLUMBING CONTR. SHALL PROVIDE ALL SHUT-OFF VALVES, PRESSURE REDUCING VALVES, AND BACKFLOW PREVENTION DEVICES IF REQUIRED BY THE FOOD SERVICE DRAWINGS AND KITCHEN EQUIPMENT CONTR.
- 3) PLUMBING CONTR. SHALL COORDINATE ALL INSTALLATION OF PIPING WITH ALL TRADE CONTRACTORS. IF FIELD CONDITIONS PROHIBIT ANY INSTALLATION OF PIPING, PLUMBING CONTRACTOR SHALL CONTACT THE ENGINEER OF RECORD FOR VERIFICATION AND DIRECTION.
- 4) PLUMBING CONTR. SHALL COORDINATE, (IF REQUIRED) ANY PENETRATIONS THROUGH STRUCTURE MEMBERS WITH THE ENGINEER OF RECORD, STRUCTURAL ENGINEER AND THE STRUCTURAL CONTR.



**THE STADIUM AT RENTSCHLER FIELD**

- Owner**  
State of Connecticut
- Architecture**  
Ellerbe Becket, Inc.  
605 West 10th Street, Suite 700  
Kansas City, MO 64112-1905  
Telephone: 816.561.4443  
Facsimile: 816.561.2803
- Structural Engineering**  
BVH Integrated Services  
50 Griffin Road South  
Bloomfield, CT 06002  
Telephone: 860.298.9171  
Facsimile: 860.242.0236
- Mechanical/Electrical Engineering**  
DTC  
556 Washington Ave  
North Haven, CT 06473  
Telephone: 203.239.4200  
Facsimile: 203.239.3700
- Civil Engineering/Traffic**  
Fuss & O'Neill  
146 Hartford Road  
Hartford, CT 06105-3321  
Telephone: 860.643.2469  
Facsimile: 860.643.6133
- Cost Analyst**  
F & C Consultants, Inc.  
8333 Woodbridge, Suite 225  
Kansas City, MO 64114  
Telephone: 816.523.3377  
Facsimile: 816.523.8256
- Audio/Visual**  
Pelton Marsh Kinsella  
1420 W. MacDougal Lane, Suite 400  
Salt Lake City, UT 84119  
Telephone: 214.688.7444  
Facsimile: 214.951.7440
- Landscaping Design**  
CRS  
571 Independence Street  
Simsbury, CT 06070  
Telephone: 860.658.1988  
Facsimile: 860.658.1217
- Food Service**  
The Bigelow Companies  
1575 Universal Avenue, Suite 156  
Kansas City, MO 64139  
Telephone: 816.483.5553  
Facsimile: 816.483.5510
- Geotechnical**  
GZA GeoEnvironmental  
27 Bank Road  
Vernon, CT 06066  
Telephone: 860.875.3555  
Facsimile: 860.872.2416
- Security**  
Safesecure Network  
17 E Bank Road  
New Britain, CT 06110  
Telephone: 860.354.7020  
Facsimile: 860.354.7020
- Vertical Circulation**  
Syska & Hennessy  
One Exchange, 8th Floor  
Cambridge, MA 02142  
Telephone: 617.577.9900  
Facsimile: 617.577.9191
- Sports Turf**  
MST  
1893 W. Kirtle Avenue  
Littleton, CO 80120-4462  
Telephone: 303.739.1440  
Facsimile: 303.739.2827

THESE RECORD DOCUMENTS HAVE BEEN PREPARED BASED ON INFORMATION SUPPLIED TO THE ARCHITECT/ENGINEER BY OTHERS. THE ARCHITECT/ENGINEER HAS NOT INDEPENDENTLY VERIFIED THE INFORMATION AND DISCLAIMS RESPONSIBILITY FOR THE ACCURACY AND COMPLETENESS THEREOF. THESE DRAWINGS ARE FOR REFERENCE ONLY AND ARE NOT TO BE USED FOR CONSTRUCTION WITHOUT DRAWINGS AND CALCULATIONS SPECIFICALLY PREPARED FOR ANY INTENDED ADDITIONAL WORK.



**ELLERBE BECKET**

4600 Madison Avenue  
Suite 1000  
Kansas City, MO 64112  
816.561.4443

Ellerbe Becket, Inc.

© 2003 Ellerbe Becket

**CONCOURSE LEVEL, AREA B  
PLUMBING PLAN  
ELEV. = 52'-0"  
Scale 1/8"=1'-0"**

Date 08.30.03 Comm. No. 1013.0002.00  
In Charge FP **RECORD DOCUMENTS**  
Drawn By KP  
Checked by MF **P102B**

**1 CONCOURSE LEVEL AREA B - FLOOR PLAN**  
1/8"=1'-0"

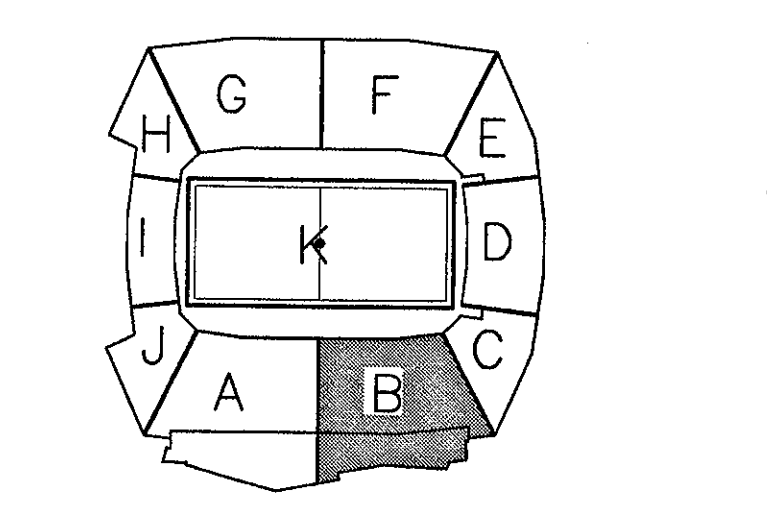


Revision	Date	No.
AS PER RFI# 122/CCD#036	10/10/01	1
AS PER CCD#039	10/30/01	2
AS PER RFI#294/CCD#070	10/30/01	3
AS PER RFI#379	10/30/01	4
AS PER CCD#070	12/12/01	5
AS PER ASI#125	05/22/01	6

**THE STADIUM AT RENTSCHLER FIELD**

- Owner**  
State of Connecticut
- Architecture**  
Ellerbe Becket, Inc.  
605 West 47th Street, Suite 200  
Kansas City, MO 64112-2085  
Telephone: 816.561.4443  
Facsimile: 816.561.2863
- Structural Engineering**  
BVH Integrated Services  
Bloomfield, CT 06002  
Telephone: 860.263.9771  
Facsimile: 860.242.8236
- Mechanical/Electrical Engineering**  
DTC  
550 Washington Ave  
North Haven, CT 06473  
Telephone: 203.235.4200  
Facsimile: 203.234.7376
- 04 Engineering/Plumbing**  
Fuss & O'Neill  
Manchester, CT 06040-2921  
Telephone: 860.642.2469  
Facsimile: 860.643.8713
- Code Analysis**  
F P & C Consultants, Inc.  
333 West Tenth, Suite 225  
Kansas City, MO 64114  
Telephone: 816.523.3377  
Facsimile: 816.523.8256
- Audio/Visual**  
Pelton Marsh Kinsella  
1420 W. Mockingbird Lane, Suite 400  
Dallas, TX 75247-4651  
Telephone: 214.682.2444  
Facsimile: 214.651.7488
- Landscaping Design**  
CR3  
571 Hopwood Street  
Stamford, CT 06907  
Telephone: 860.658.1988  
Facsimile: 860.658.1217
- Food Service**  
The Bigelow Companies  
1575 Universal Avenue, Suite 156  
Kansas City, MO 64120  
Telephone: 816.483.5559  
Facsimile: 816.483.5519
- Geotechnical**  
GZA GeoEnvironmental  
77 Hunt Road  
Newtown, CT 06456  
Telephone: 860.875.7655  
Facsimile: 860.872.2416
- Security**  
SafeSecure Network  
17 E. Rock Road  
New Milford, CT 06776  
Telephone: 860.354.7020  
Facsimile: 860.354.7020
- Vertical Circulation**  
Syska & Hennessy  
One Broadway, 9th Floor  
Cambridge, MA 02142  
Telephone: 617.577.9900  
Facsimile: 617.577.9191
- Specialist**  
MST  
1893 W. Fortia Avenue  
Littleton, CO 80120-4402  
Telephone: 303.730.1460  
Facsimile: 303.730.3257

THESE RECORD DOCUMENTS HAVE BEEN PREPARED BASED ON INFORMATION SUPPLIED TO THE ARCHITECT/ENGINEER BY OTHERS. THE ARCHITECT/ENGINEER HAS NOT INDEPENDENTLY VERIFIED THE INFORMATION AND DISCLAIMS RESPONSIBILITY FOR THE ACCURACY AND COMPLETENESS THEREOF. THESE DRAWINGS ARE FOR REFERENCE ONLY AND ARE NOT TO BE USED FOR CONSTRUCTION WITHOUT DRAWINGS AND CALCULATIONS SPECIFICALLY PREPARED FOR ANY INTENDED ADDITIONAL WORK.



**ELLERBE BECKET**

4600 Madison Avenue  
Suite 1000  
Kansas City, MO 64112  
816.561.4443

Ellerbe Becket, Inc.

© 2003 Ellerbe Becket

**CONCOURSE LEVEL, AREA B  
PLUMBING PLAN  
UNDERGROUND PIPING**

Scale 1/8"=1'-0"

Date 08.30.03 Comm. No. 1013.0002.00  
In Charge FP  
Drawn By KP  
Checked By MF

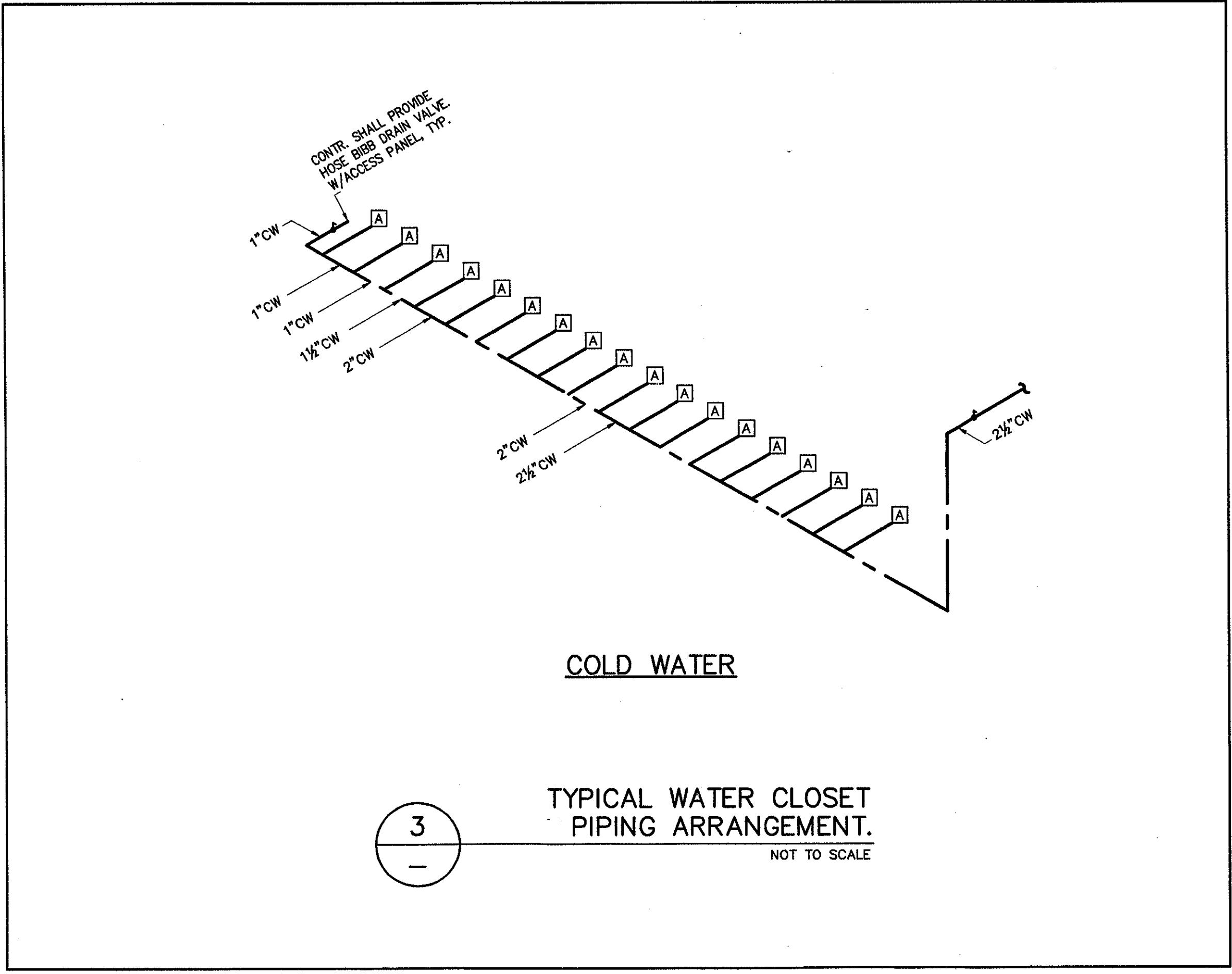
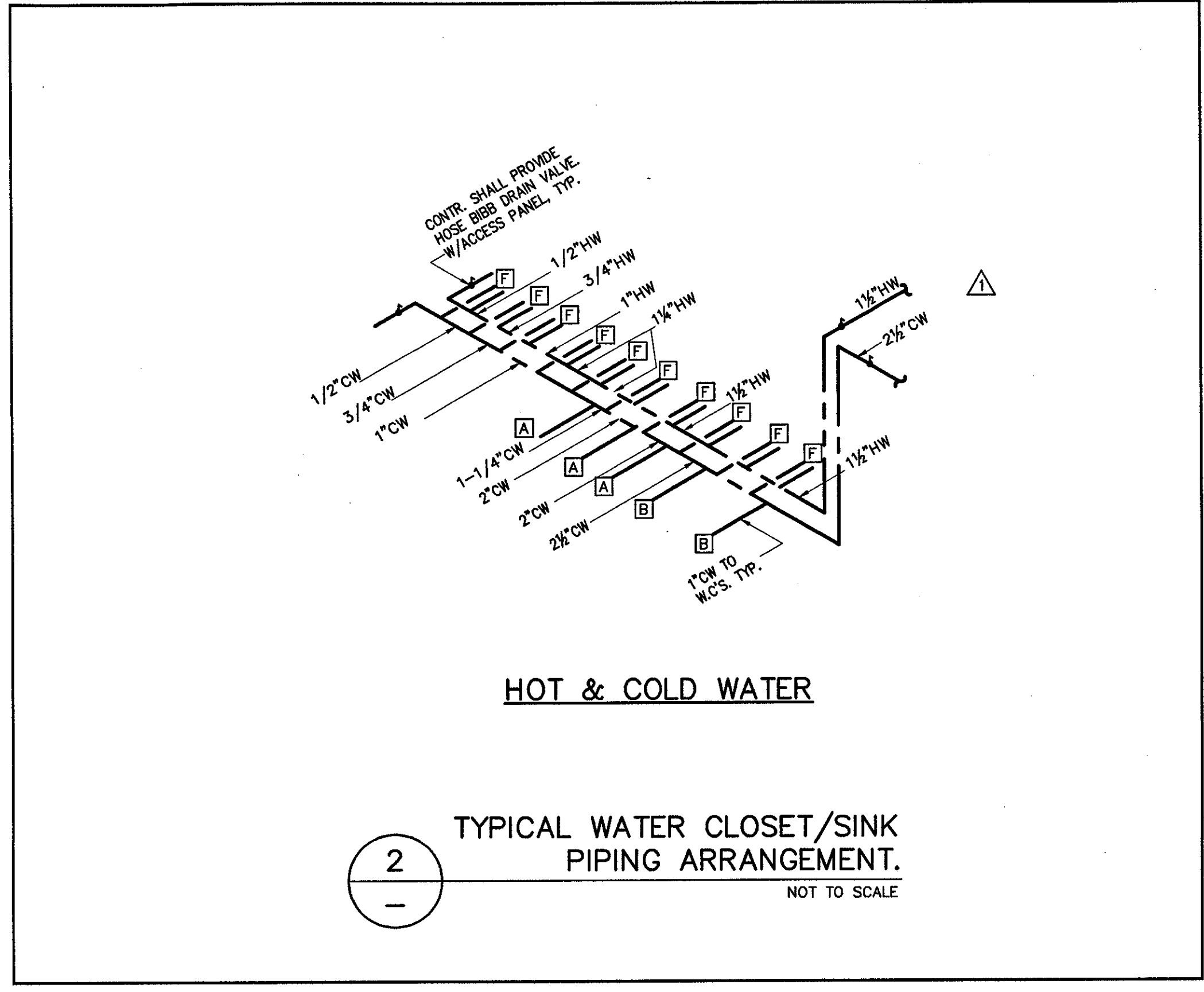
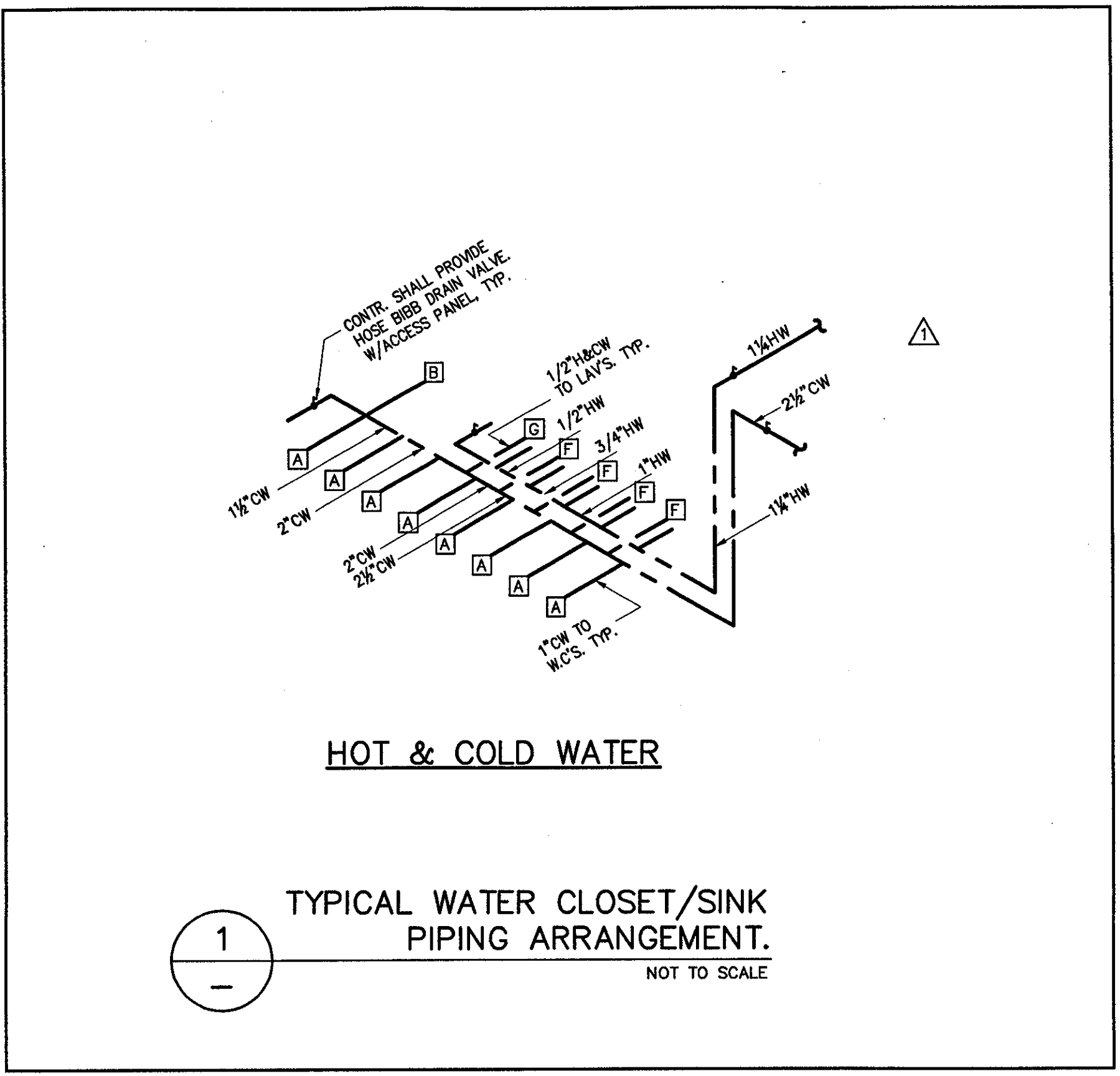
**P102B1**



**1 CONCOURSE LEVEL, AREA B - FLOOR PLAN**  
1/8"=1'-0"

P:\2003\1013\1013\_P102B1.dwg, 10/22/03 11:32:27 AM

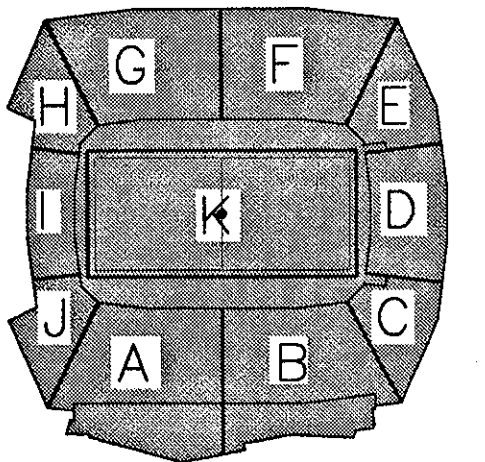




**THE STADIUM AT  
RENTSCHLER FIELD**

- |  |   |
|--|---|
| <b>Owner</b><br>State of Connecticut   |   |
| <b>Architecture</b><br>Ellerbe Becket, Inc.<br>605 West 47th Street, Suite 200<br>Kansas City, MO 64112-1905<br>Telephone: 816.561.4443<br>Facsimile: 816.561.2883 | <b>Landscape Design</b><br>CR3<br>571 Hagemanlow Street<br>Simsbury, CT 06093<br>Telephone: 860.658.1988<br>Facsimile: 860.658.1217                             |
| <b>Structural Engineering</b><br>BVH Integrated Services<br>50 Griffin Road South<br>Bloomfield, CT 06002<br>Telephone: 860.286.9171<br>Facsimile: 860.242.0236    | <b>Food Service</b><br>The Bigelow Companies<br>1575 Universal Avenue, Suite 156<br>Kansas City, MO 64120<br>Telephone: 816.483.5553<br>Facsimile: 816.483.5510 |
| <b>Mechanical/Electrical Engineering</b><br>DTC<br>27 Hook Road<br>North Haven, CT 06473<br>Telephone: 203.239.4200<br>Facsimile: 203.234.7376                     | <b>Geotechnical</b><br>GZA GeoEnvironmental<br>Vernon, CT 06066<br>Telephone: 860.875.7655<br>Facsimile: 860.872.2416   |
| <b>Chief Engineering/Traffic</b><br>Fuss & O'Neill<br>146 Hartford Road<br>Manchester, CT 06040-5921<br>Telephone: 860.643.2469<br>Facsimile: 860.643.6113         | <b>Security</b><br>Safesecure Network<br>17 E Rock Road<br>New Milford, CT 06776<br>Telephone: 860.354.7020<br>Facsimile: 860.354.7020                          |
| <b>Code Analysis</b><br>F P & C Consultants, Inc.<br>9233 Wind Parkway, Suite 225<br>Kansas City, MO 64114<br>Telephone: 816.523.3377<br>Facsimile: 816.523.8256   | <b>Vertical Circulation</b><br>Syska & Hennessy<br>One Broadway, 9th Floor<br>Cambridge, MA 02142<br>Telephone: 617.577.9900<br>Facsimile: 617.577.9191         |
| <b>Audio/Visual</b><br>Pelton Marsh Kinsella<br>1402 W. Modigliani Lane, Suite 400<br>Dallas, TX 75247-4991<br>Telephone: 214.688.7444<br>Facsimile: 214.951.7408  | <b>Sports Turf</b><br>MST<br>1893 W. Kelle Avenue<br>Littleton, CO 80120-4465<br>Telephone: 303.738.1448<br>Facsimile: 303.738.2627                             |

THESE RECORD DOCUMENTS HAVE BEEN PREPARED BASED ON INFORMATION SUPPLIED TO THE ARCHITECT/ENGINEER BY OTHERS. THE ARCHITECT/ENGINEER HAS NOT INDEPENDENTLY VERIFIED THE INFORMATION AND DISCLAIMS RESPONSIBILITY FOR THE ACCURACY AND COMPLETENESS THEREOF. THESE DRAWINGS ARE FOR REFERENCE ONLY AND ARE NOT TO BE USED FOR CONSTRUCTION WITHOUT DRAWINGS AND CALCULATIONS SPECIFICALLY PREPARED FOR ANY INTENDED ADDITIONAL WORK.



**ELLERBE BECKET**

4600 Madison Avenue  
Suite 1000  
Kansas City, MO 64112  
816.561.4443

Ellerbe Becket, Inc.

© 2003 Ellerbe Becket

**CONOURSE LEVEL, AREA B  
PLUMBING RISERS**

Scale 1/8"=1'-0"

Date 08.30.03 Comm. No. 1013.0002.00  
In Charge FSP **RECORD DOCUMENTS**  
Drawn By JCP  
Checked By LS **P102B2**



Revision	Date	No.
AS PER ADDENDUM 1	4/18/01	A
AS PER RFI#122/CCD#036	10/10/01	B
AS PER RFI# / CCD#039	10/30/01	C
AS PER CCD#236	05/01/03	D

**THE STADIUM AT RENTSCHLER FIELD**

- Owner**  
State of Connecticut
- Architecture**  
Ellerbe Becket, Inc.  
605 West 47th Street, Suite 200  
Kansas City, MO 64112-1995  
Telephone: 816.561.4443  
Facsimile: 816.561.2863
- Structural Engineering**  
BVH Integrated Services  
50 Griffin Road South  
Bloomfield, CT 06002  
Telephone: 860.286.9771  
Facsimile: 860.242.0236
- Mechanical/Electrical Engineering**  
DTC  
550 Washington Ave  
North Haven, CT 06473  
Telephone: 203.239.4200  
Facsimile: 203.234.7376
- Code Analysis**  
F P & C Consultants, Inc.  
1333 West 12th, Suite 225  
Kansas City, MO 64114  
Telephone: 816.523.3377  
Facsimile: 816.523.8256
- Audio/Visual**  
Pelton Marsh Kinsella  
1420 W. Mecklenburg Lane, Suite 400  
Dallas, TX 75247-4951  
Telephone: 214.682.7444  
Facsimile: 214.951.7408
- Landscape Design**  
CR3  
571 Hesperian Street  
Sturbridge, CT 06070  
Telephone: 800.658.1988  
Facsimile: 800.658.1217
- Food Service**  
The Bigelow Companies  
1575 Universal Avenue, Suite 156  
Kansas City, MO 64120  
Telephone: 816.483.5533  
Facsimile: 816.483.5510
- Geometrical**  
GZA GeoEnvironmental  
27 Hook Road  
Vernon, CT 06066  
Telephone: 860.875.7655  
Facsimile: 860.872.2416
- Security**  
Safesecure Network  
17 E. Back Road  
New Milford, CT 06476  
Telephone: 860.356.7020  
Facsimile: 860.354.7020
- Vertical Circulation**  
Syska & Hennessy  
One Brimley, 9th Floor  
Cambridge, MA 02142  
Telephone: 617.577.9900  
Facsimile: 617.577.9191
- Security Staff**  
MST  
1893 W. Kettie Avenue  
Littleson, CO 80120-4460  
Telephone: 303.739.1440  
Facsimile: 303.739.2827



**PLUMBING SCHEDULE FOR ROOM # 210**

ITEM	HOT WATER	COLD WATER	DIRECT WASTE	INDIRECT WASTE	GAS SIZE	GAS MBTU's	CONN. TYPE	HGT. AFF.	COMMENTS
2.001	1/2"						S.O.	10'	
2.019	1/4"						S.O.	10'	
2.029	1/4"						S.O.	10'	
2.034	1/2"				1"		F.S.	10'	PLUMB. CONTR. TO EXTEND DRAIN LINE TO F.S.
4.036	3/4"				1-1/2"		F.S.	10'	PLUMB. CONTR. TO EXTEND DRAIN LINE TO FLOOR SINK
14.002	1/2"	1/2"		1-1/2"			S.O.	10'	
14.003	1/2"	1/2"		2"			S.O.	30'	KEG TO PROVIDE FAUCET
14.011	1/2"	1/2"		2"			S.O.	10'	KEG TO PROVIDE FAUCET
14.011	1/2"	1/2"		3"			F.S.	10'	PLUMB. CONTR. TO INTER-CONNECT BOYL DRAINS AND EXTEND TO FLOOR SINK
14.020		1-1/2"		1-1/2"			F.S.	10'	PLUMB. CONTR. TO EXTEND DRAIN LINK TO JANITOR'S SINK

FOR DESCRIPTION OF ITEMS SEE FOOD SERVICE DRAWINGS SERIES FS.

**PLUMBING SCHEDULE FOR ROOM # 218**

ITEM	HOT WATER	COLD WATER	DIRECT WASTE	INDIRECT WASTE	GAS SIZE	GAS MBTU's	CONN. TYPE	HGT. AFF.	COMMENTS
2.001	1/2"						S.O.	10'	
2.029	1/4"						S.O.	10'	
2.034	1/2"				1"		F.S.	10'	PLUMBING CONTR. TO EXTEND DRAIN LINE TO F.S.
4.036	3/4"				1-1/2"		F.S.	10'	PLUMB. CONTR. TO EXTEND DRAIN LINE TO FLOOR SINK
14.002	1/2"	1/2"		1-1/2"			S.O.	10'	
14.003	1/2"	1/2"		2"			S.O.	30'	KEG TO PROVIDE FAUCET
14.011	1/2"	1/2"		2"			S.O.	10'	KEG TO PROVIDE FAUCET
14.011	1/2"	1/2"		3"			F.S.	10'	PLUMB. CONTR. TO INTER-CONNECT BOYL DRAINS AND EXTEND TO FLOOR SINK
14.020		1-1/2"		1-1/2"			F.S.	10'	PLUMB. CONTR. TO EXTEND DRAIN LINK TO JANITOR'S SINK

FOR DESCRIPTION OF ITEMS SEE FOOD SERVICE DRAWINGS SERIES FS.

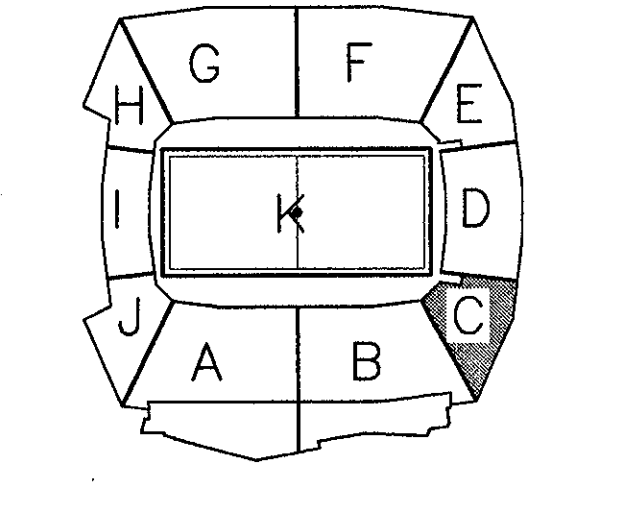
**PLUMBING NOTES:**

- 1) PLUMBING CONTRACTOR SHALL COORDINATE WASTE, INDIRECT WASTE, HOT WATER, COLD WATER AND GAS PIPING REQUIREMENTS AND INSTALLATION OF ALL PIPING TO FOOD SERVICE EQUIPMENT WITH THE FOOD SERVICE DRAWINGS AND KITCHEN EQUIPMENT CONTRACTOR.
- 2) ALL PIPING TO FOOD SERVICE EQUIPMENT SHOWN ON PLUMBING DRAWINGS MAY OR MAY NOT BE LIMITED TO WHAT IS SHOWN ON THE PLUMBING DRAWINGS. IT IS THE PLUMBING CONTRACTOR'S RESPONSIBILITY TO VERIFY AND PROVIDE ALL REQUIRED PLUMBING CONNECTIONS WITH THE FOOD SERVICE DRAWINGS AND KITCHEN EQUIPMENT CONTR. PLUMBING CONTR. SHALL PROVIDE ALL SHUT-OFF VALVES, PRESSURE REDUCING VALVES, AND BACKFLOW PREVENTION DEVICES IF REQUIRED BY THE FOOD SERVICE DRAWINGS AND KITCHEN EQUIPMENT CONTR.
- 3) PLUMBING CONTR. SHALL COORDINATE ALL INSTALLATION OF PIPING WITH ALL TRADE CONTRACTORS. IF FIELD CONDITIONS PROHIBIT ANY INSTALLATION OF PIPING, PLUMBING CONTRACTOR SHALL CONTACT THE ENGINEER OF RECORD FOR VERIFICATION AND DIRECTION.
- 4) PLUMBING CONTR. SHALL COORDINATE, (IF REQUIRED) ANY PENETRATIONS THROUGH STRUCTURE MEMBERS WITH THE ENGINEER OF RECORD, STRUCTURAL ENGINEER AND THE STRUCTURAL CONTR.

**1 CONCOURSE LEVEL, AREA C - FLOOR PLAN**

1/8" = 1'-0"

THESE RECORD DOCUMENTS HAVE BEEN PREPARED BASED ON INFORMATION SUPPLIED TO THE ARCHITECT/ENGINEER BY OTHERS. THE ARCHITECT/ENGINEER HAS NOT INDEPENDENTLY VERIFIED THE INFORMATION AND DISCLAIMS RESPONSIBILITY FOR THE ACCURACY AND COMPLETENESS THEREOF. THESE DRAWINGS ARE FOR REFERENCE ONLY AND ARE NOT TO BE USED FOR CONSTRUCTION WITHOUT DRAWINGS AND CALCULATIONS SPECIFICALLY PREPARED FOR ANY INTENDED ADDITIONAL WORK.



**ELLERBE BECKET**

4600 Madison Avenue  
Suite 1000  
Kansas City, MO 64112  
816.561.4443

© 2003 Ellerbe Becket

**CONCOURSE LEVEL, AREA C PLUMBING PLAN**

ELEV. = 52'-0"  
Scale 1/8" = 1'-0"

Date 08.30.03 Comm. No. 1013.0002.00  
In Charge FP **RECORD DOCUMENTS**  
Drawn By KP  
Checked By MF **P102C**

R:\002\0107\PLUMBING\CONCOURSE LEVEL, 10/27/03 12:22:36 PM





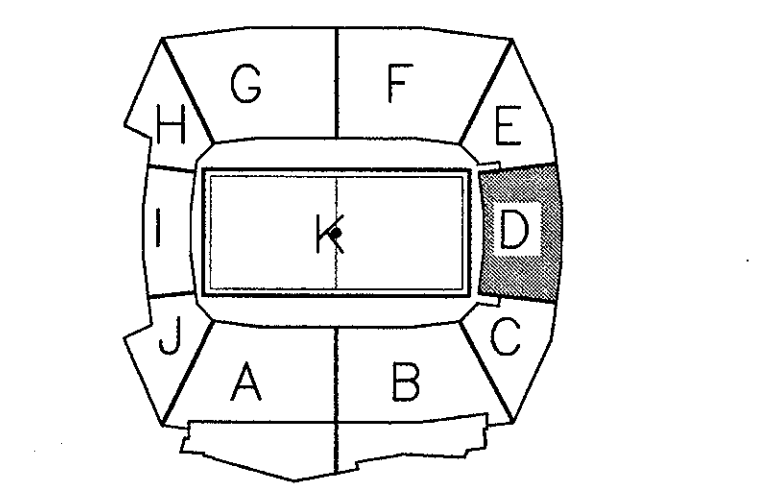


Revision	Date	No.
AS PER ADDENDUM 1	4/18/01	1
AS PER RFI#122/CCD#036	10/10/01	2
AS PER RFI# / CCD#039	10/30/01	3
AS PER CCD#236	05/01/03	4

**THE STADIUM AT RENTSCHLER FIELD**

- Owner**  
State of Connecticut
- Architecture**  
Ellerbe Becket, Inc.  
805 West 91st Street, Suite 200  
Kansas City, MO 64112-1905  
Telephone: 816.561.4443  
Facsimile: 816.561.2863
- Structural Engineering**  
BVH Integrated Services  
50 Griffin Road South  
Bloomfield, CT 06002  
Telephone: 860.286.9171  
Facsimile: 860.242.8236
- Mechanical/Electrical Engineering**  
DTC  
556 Washington Ave  
North Haven, CT 06473  
Telephone: 203.239.6200  
Facsimile: 203.234.7316
- Civil Engineering/Traffic**  
Fuss & O'Neill  
146 Hartford Road  
Middletown, CT 06457  
Telephone: 860.646.2469  
Facsimile: 860.643.8313
- Code Analyst**  
F & C Consultants, Inc.  
923 West 12th Street, Suite 210  
Kansas City, MO 64114  
Telephone: 816.523.3377  
Facsimile: 816.523.8256
- Audio/Visual**  
Pelton Marsh Kinsella  
1420 W. Montgomeri Lane, Suite 400  
Dallas, TX 75247-4951  
Telephone: 214.688.7444  
Facsimile: 214.951.7408
- Landscaping Design**  
CR3  
371 Maplewood Street  
Simsbury, CT 06070  
Telephone: 860.658.1988  
Facsimile: 860.658.1217
- Food Service**  
The Bigelow Companies  
1575 Universal Avenue, Suite 156  
Kansas City, MO 64120  
Telephone: 816.483.5553  
Facsimile: 816.483.3510
- Geotechnical**  
GZA GeoEnvironmental  
27 North Road  
Vernon, CT 06066  
Telephone: 860.875.7655  
Facsimile: 860.872.2416
- Security**  
SafeSecure Network  
17 E. Back Rock Road  
New Milford, CT 06776  
Telephone: 860.354.7020  
Facsimile: 860.354.7020
- Vertical Circulation**  
Syska & Hennessy  
One Beaneville, 28th floor  
Cambridge, MA 02142  
Telephone: 617.577.9900  
Facsimile: 617.577.9191
- Signs/Turf**  
MST  
1893 W. Kettie Avenue  
Littleton, CO 80120-4403  
Telephone: 303.793.1448  
Facsimile: 303.793.2627

THESE RECORD DOCUMENTS HAVE BEEN PREPARED BASED ON INFORMATION SUPPLIED TO THE ARCHITECT/ENGINEER BY OTHERS. THE ARCHITECT/ENGINEER HAS NOT INDEPENDENTLY VERIFIED THE INFORMATION AND DISCLAIMS RESPONSIBILITY FOR THE ACCURACY AND COMPLETENESS THEREOF. THESE DRAWINGS ARE FOR REFERENCE ONLY AND ARE NOT TO BE USED FOR CONSTRUCTION WITHOUT DRAWINGS AND CALCULATIONS SPECIFICALLY PREPARED FOR ANY INTENDED ADDITIONAL WORK.



**ELLERBE BECKET**

4600 Madison Avenue  
Suite 1000  
Kansas City, MO 64112  
816.561.4443

Ellerbe Becket, Inc.

© 2003 Ellerbe Becket

**CONCOURSE LEVEL, AREA D  
PLUMBING PLAN  
ELEV. = 52'-0"**

Date 08.30.03 Comm. No. 1013.0002.00  
In Charge FP **RECORD DOCUMENTS**  
Drawn By KP  
Checked by MF **P102D**

**PLUMBING SCHEDULE FOR ROOM # 222**

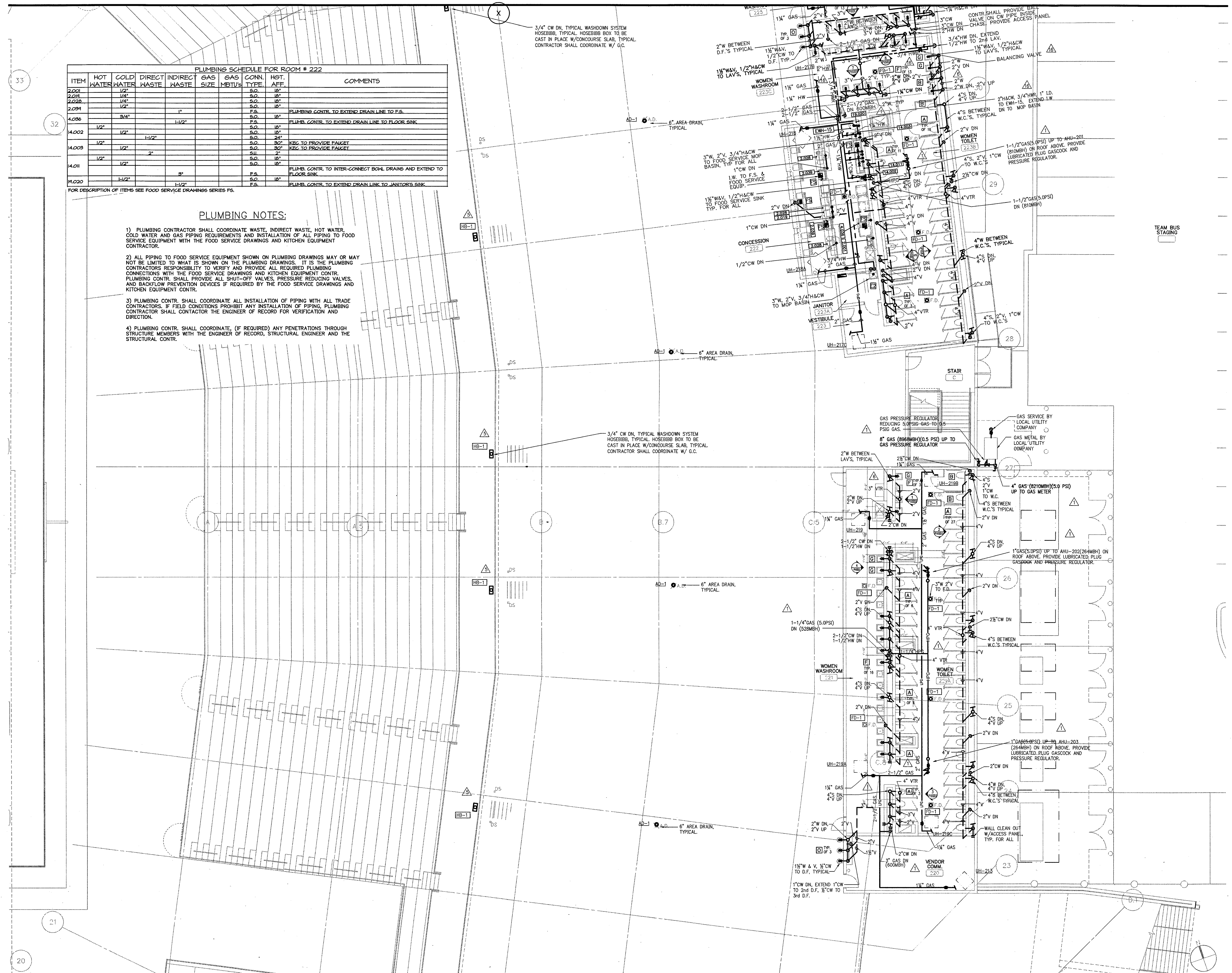
ITEM	HOT WATER	COLD WATER	DIRECT WASTE	INDIRECT WASTE	GAS SIZE	GAS MTRV%	CONN. TYPE	HGT. AFF.	COMMENTS
2.001	1/2"						S.O.	16"	
2.004	1/4"						S.O.	16"	
2.002	1/4"						S.O.	16"	
2.009	1/2"			1"			F.S.	16"	PLUMB. CONTR. TO EXTEND DRAIN LINE TO F.S.
4.006		3/4"		1-1/2"			F.S.	16"	PLUMB. CONTR. TO EXTEND DRAIN LINE TO FLOOR SINK
14.002	1/2"	1/2"		1-1/2"			S.O.	16"	
	1/2"	1/2"		1-1/2"			S.O.	24"	
14.008	1/2"	1/2"		2"			S.O.	30"	KEC TO PROVIDE FAUCET
	1/2"	1/2"		2"			S.O.	16"	KEC TO PROVIDE FAUCET
14.011		1/2"					F.S.	16"	PLUMB. CONTR. TO INTER-CONNECT BOWL DRAINS AND EXTEND TO FLOOR SINK
14.020		1-1/2"		1-1/2"			F.S.	16"	PLUMB. CONTR. TO EXTEND DRAIN LINK TO JANITOR'S SINK

FOR DESCRIPTION OF ITEMS SEE FOOD SERVICE DRAWINGS SERIES FS.

**PLUMBING NOTES:**

- 1) PLUMBING CONTRACTOR SHALL COORDINATE WASTE, INDIRECT WASTE, HOT WATER, COLD WATER AND GAS PIPING REQUIREMENTS AND INSTALLATION OF ALL PIPING TO FOOD SERVICE EQUIPMENT WITH THE FOOD SERVICE DRAWINGS AND KITCHEN EQUIPMENT CONTRACTOR.
- 2) ALL PIPING TO FOOD SERVICE EQUIPMENT SHOWN ON PLUMBING DRAWINGS MAY OR MAY NOT BE LIMITED TO WHAT IS SHOWN ON THE PLUMBING DRAWINGS. IT IS THE PLUMBING CONTRACTOR'S RESPONSIBILITY TO VERIFY AND PROVIDE ALL REQUIRED PLUMBING CONNECTIONS WITH THE FOOD SERVICE DRAWINGS AND KITCHEN EQUIPMENT CONTRACTOR. PLUMBING CONTRACTOR SHALL PROVIDE ALL SHUT-OFF VALVES, PRESSURE REDUCING VALVES, AND BACKFLOW PREVENTION DEVICES IF REQUIRED BY THE FOOD SERVICE DRAWINGS AND KITCHEN EQUIPMENT CONTRACTOR.
- 3) PLUMBING CONTRACTOR SHALL COORDINATE ALL INSTALLATION OF PIPING WITH ALL TRADE CONTRACTORS. IF FIELD CONDITIONS PROHIBIT ANY INSTALLATION OF PIPING, PLUMBING CONTRACTOR SHALL CONTACT THE ENGINEER OF RECORD FOR VERIFICATION AND DIRECTION.
- 4) PLUMBING CONTRACTOR SHALL COORDINATE, (IF REQUIRED) ANY PENETRATIONS THROUGH STRUCTURE MEMBERS WITH THE ENGINEER OF RECORD, STRUCTURAL ENGINEER AND THE STRUCTURAL CONTRACTOR.

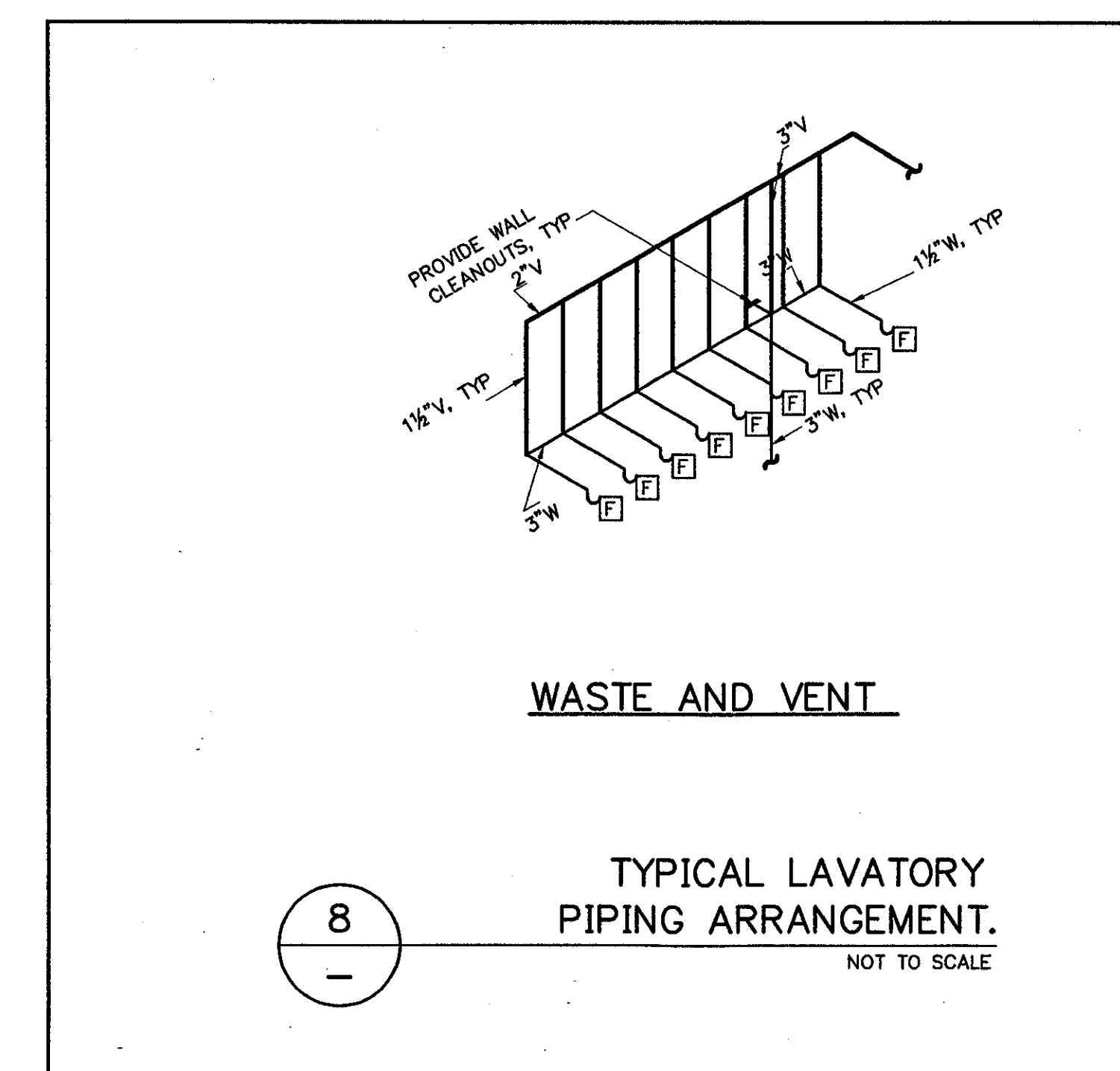
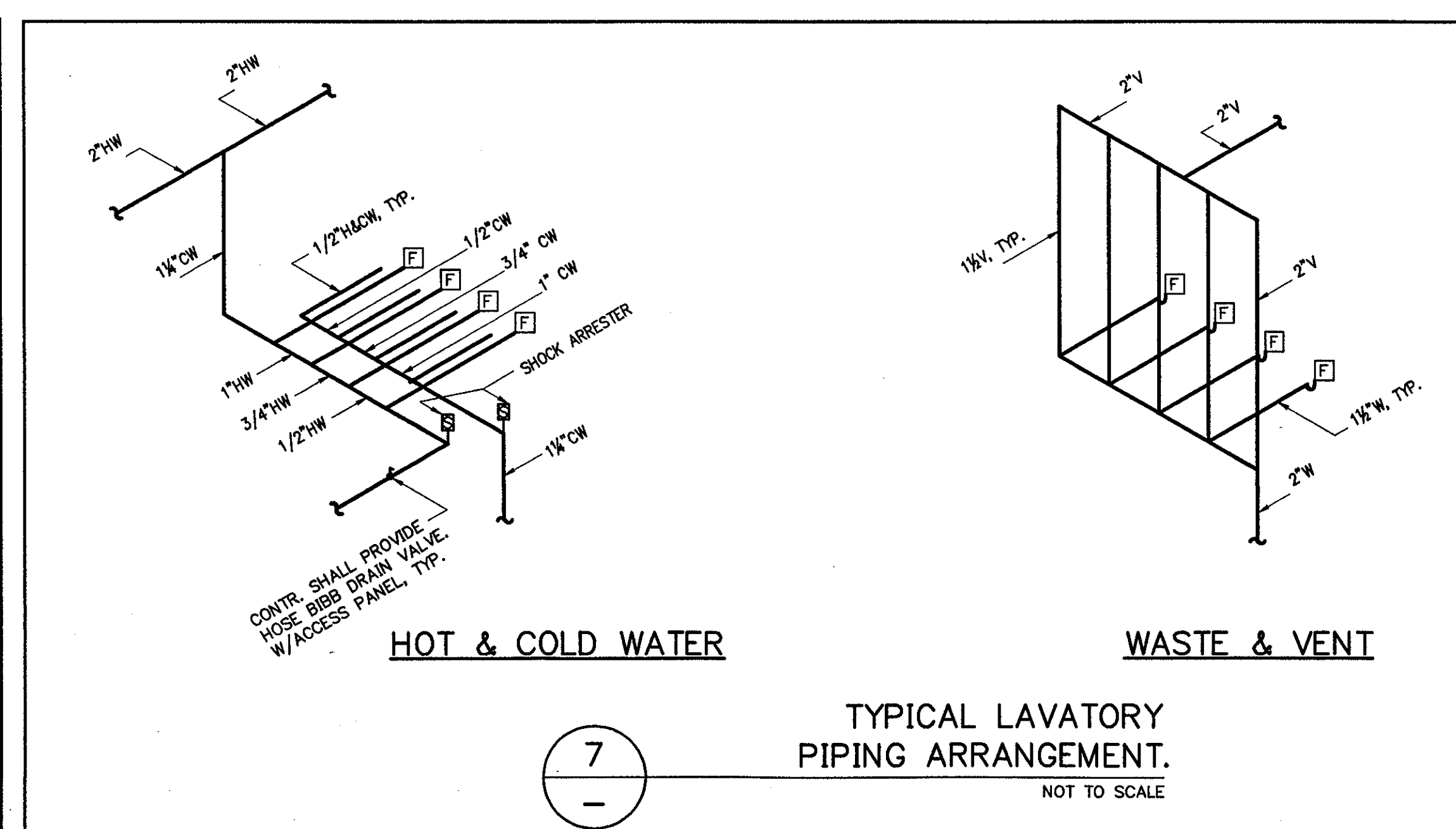
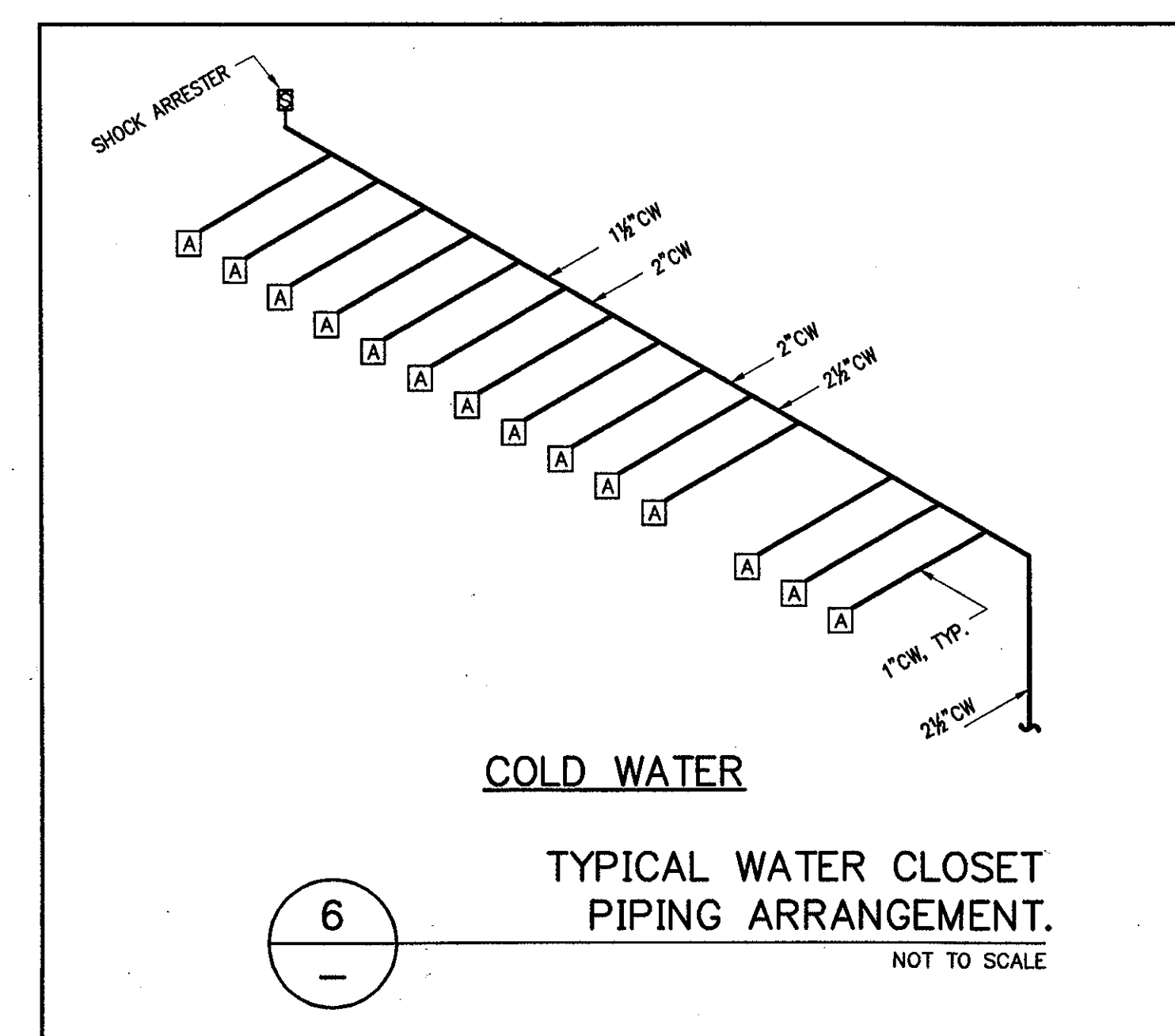
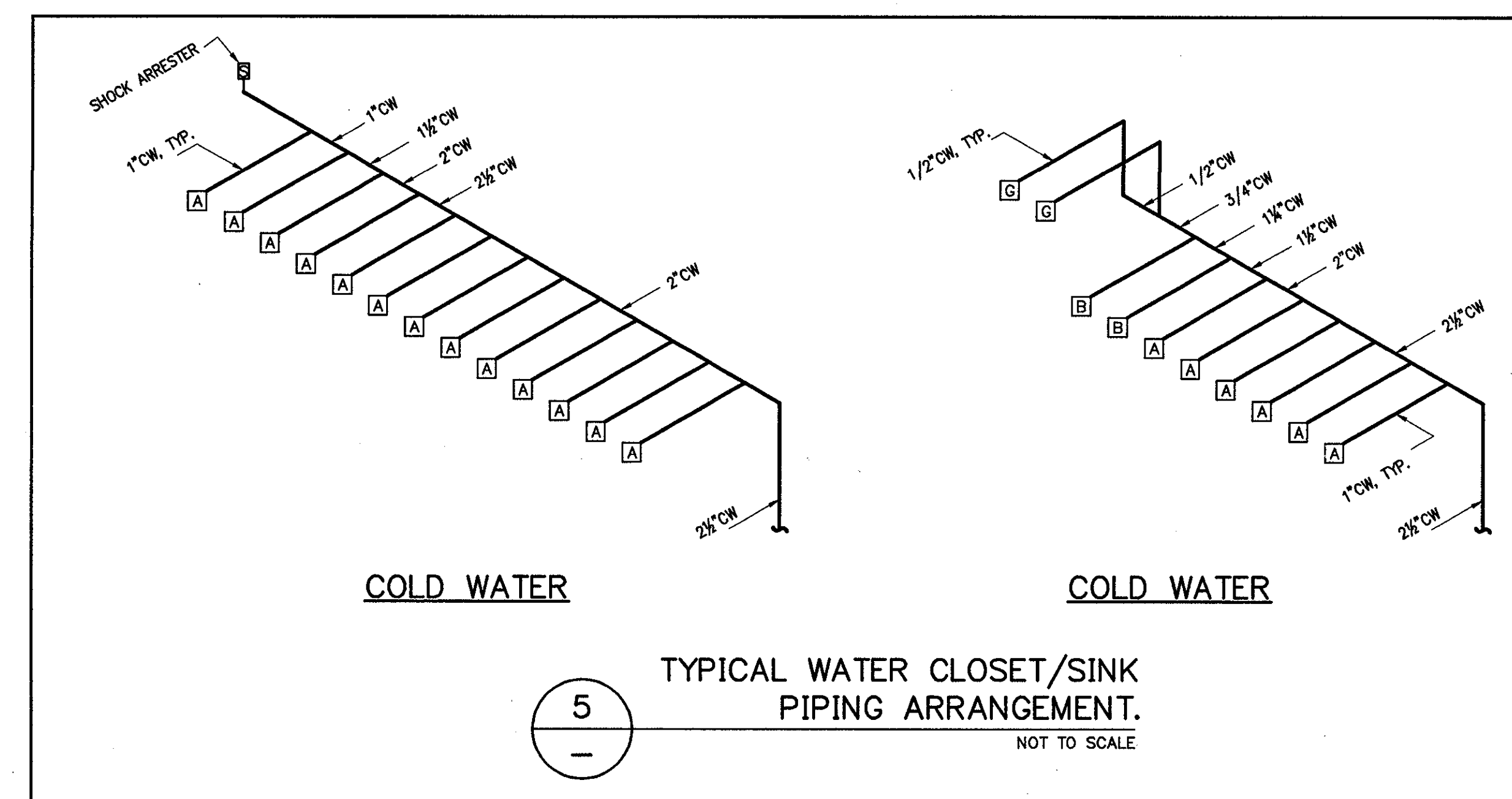
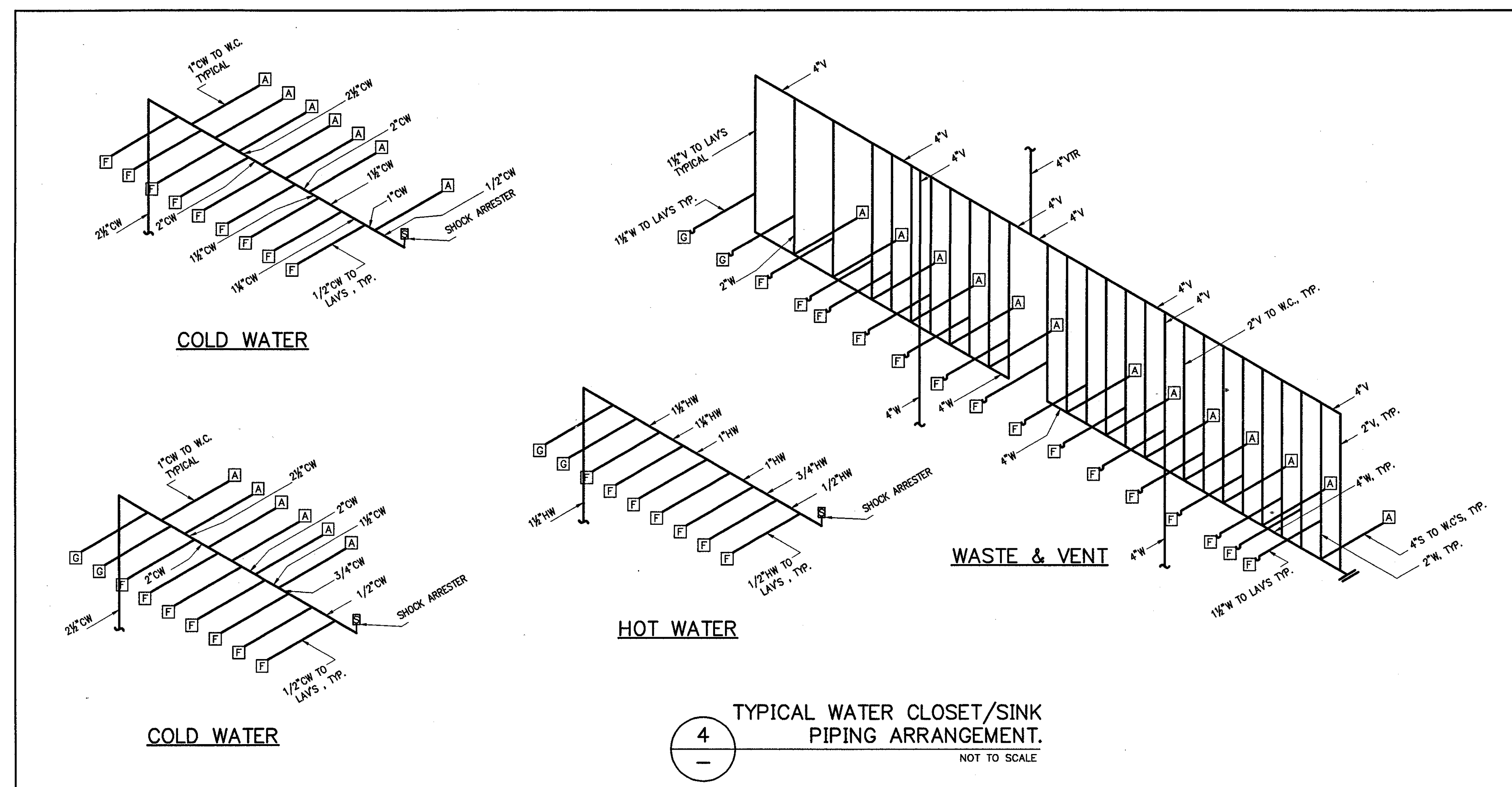
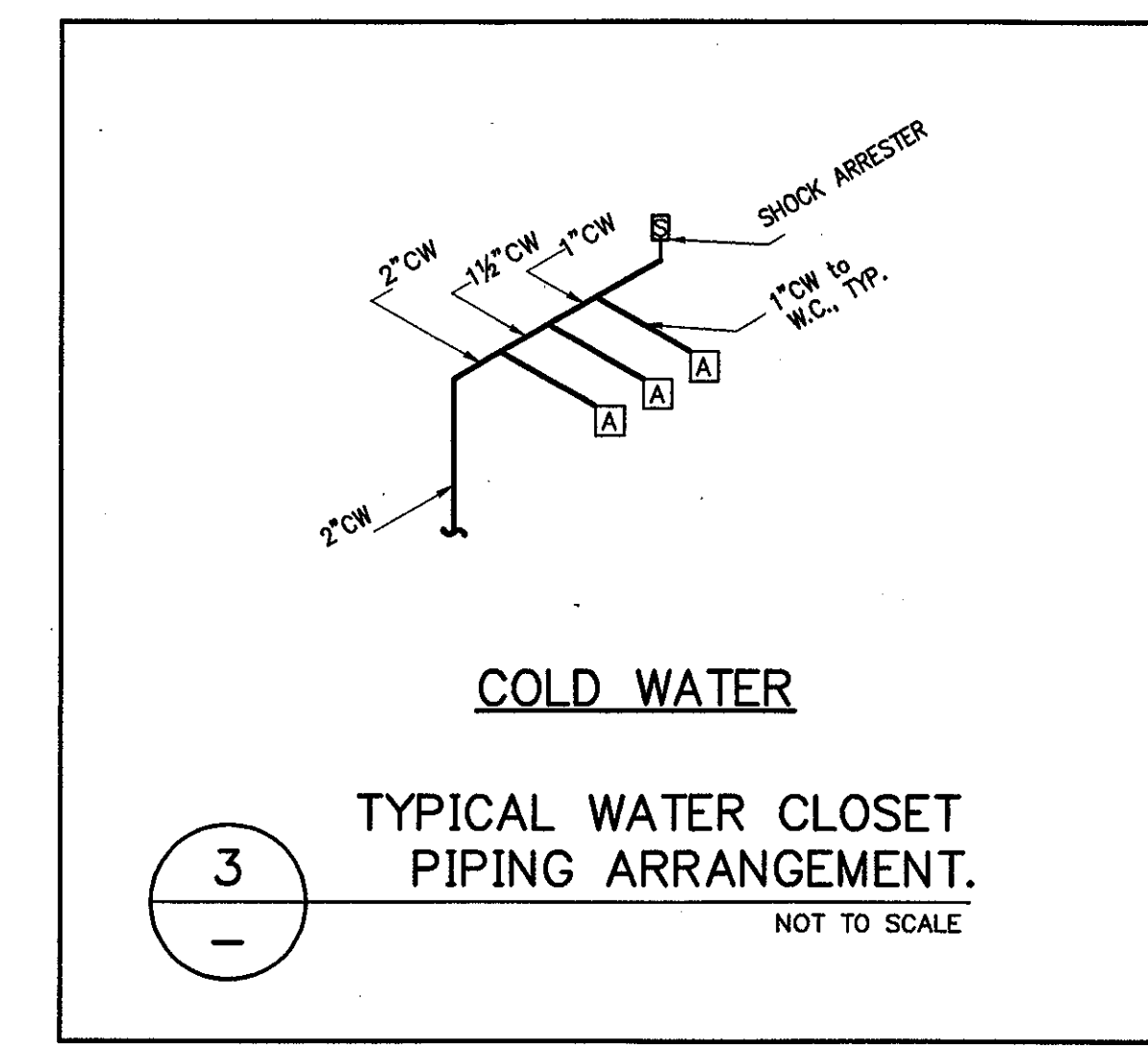
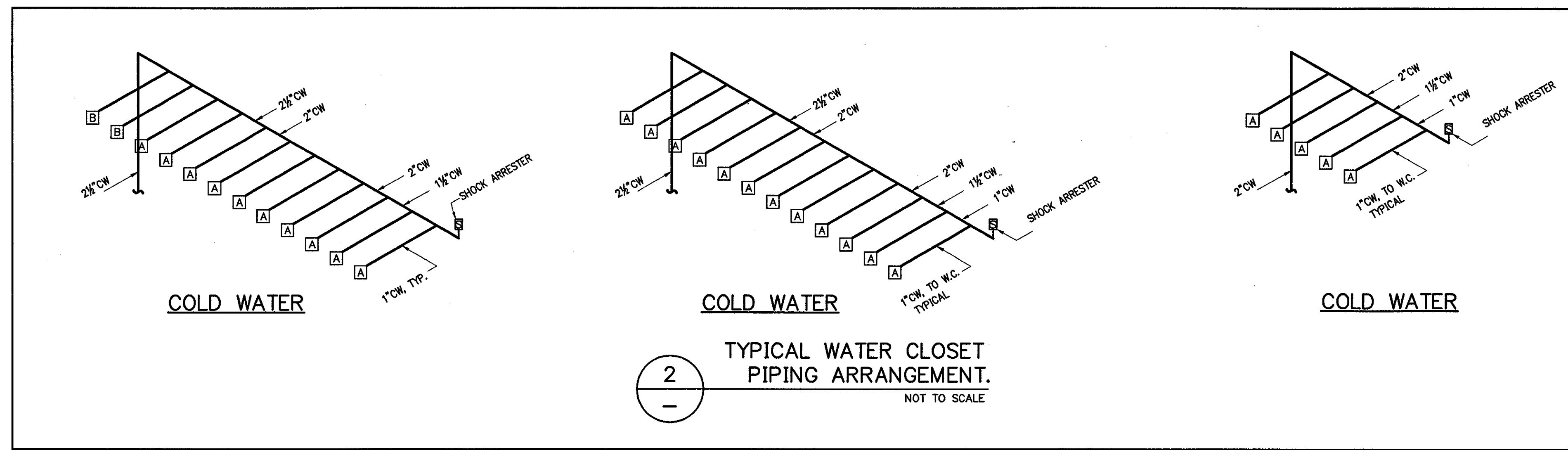
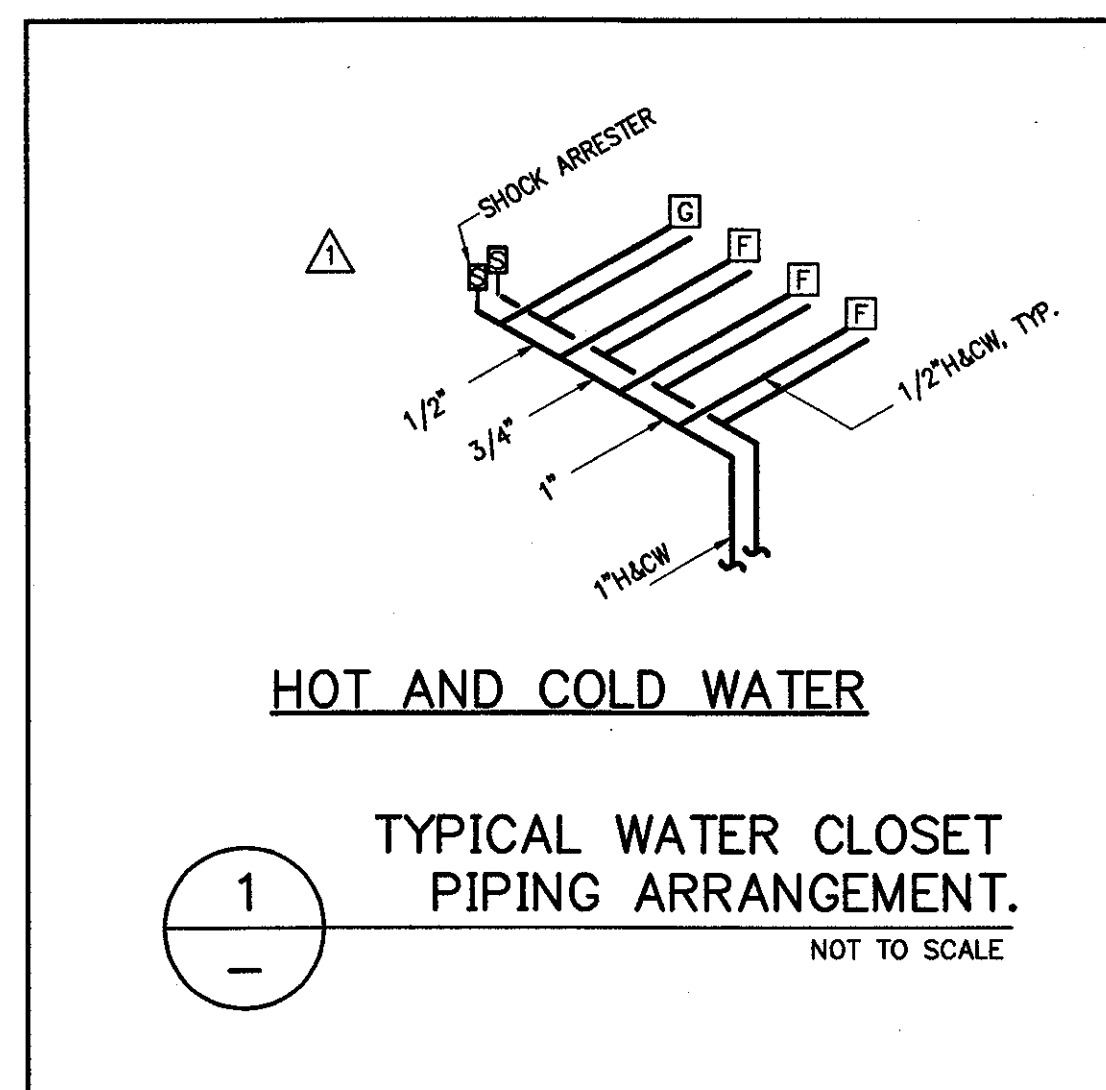
3/4" CW DN, TYPICAL WASHDOWN SYSTEM HOSEBIB, TYPICAL HOSEBIB BOX TO BE CAST IN PLACE W/CONCOURSE SLAB, TYPICAL CONTRACTOR SHALL COORDINATE W/ G.C.



**1 CONCOURSE LEVEL, AREA D - FLOOR PLAN**  
1/8" = 1'-0"

P:\000000\1013\0002\1013\_0002\_0001.dwg, 10/10/01 10:18:49 AM

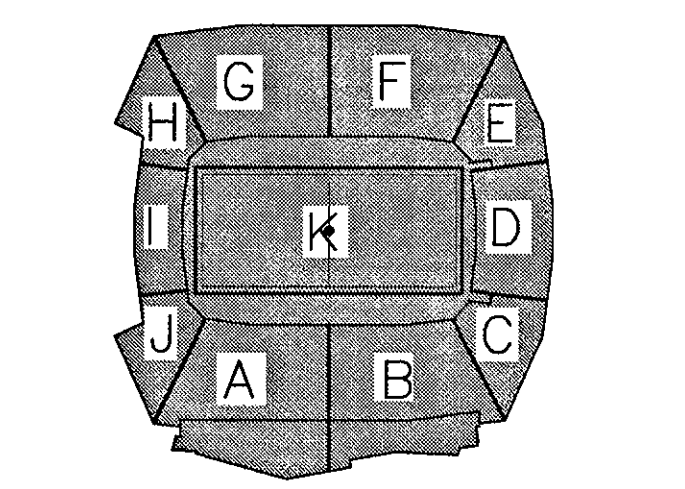




THE STADIUM AT RENTSCHLER FIELD

- Owner  
State of Connecticut
- Architecture  
Ellerbe Becket, Inc.  
605 West 10th Street, Suite 200  
Kansas City, MO 64112-1905  
Telephone: 816.561.4443  
Facsimile: 816.561.2853
- Structural Engineering  
BVH Integrated Services  
50 Griffin Road South  
Bloomfield, CT 06002  
Telephone: 860.286.9171  
Facsimile: 860.242.0235
- Mechanical/Electrical Engineering  
DTC  
556 Washington Ave  
North Haven, CT 06473  
Telephone: 203.238.6290  
Facsimile: 203.234.7315
- Civil Engineering/Traffic  
Fuss & O'Neill  
146 Hartford Road  
Manchester, CT 06040-5821  
Telephone: 860.648.2469  
Facsimile: 860.643.6113
- Code Analyst  
F & C Consultants, Inc.  
9333 Woodbridge, Suite 225  
Kansas City, MO 64114  
Telephone: 816.523.3777  
Facsimile: 816.523.8256
- Audio/Visual  
Pelton Marsh Kinsella  
1420 W. MacDougal Lane, Suite 400  
Dallas, TX 75247-0951  
Telephone: 214.688.7444  
Facsimile: 214.951.7488
- Landscape Design  
CRS  
571 Independence Street  
Simsbury, CT 06070  
Telephone: 860.658.1983  
Facsimile: 860.658.1277
- Food Service  
The Bigelow Companies  
1575 Universal Avenue, Suite 156  
Kansas City, MO 64128  
Telephone: 816.483.5553  
Facsimile: 816.483.5510
- Geotechnical  
GZA GeoEnvironmental  
27 Hank Road  
Vernon, CT 06066  
Telephone: 860.875.7093  
Facsimile: 860.872.3416
- Security  
Safesecure Network  
17 E Back Road  
New Britain, CT 06075  
Telephone: 860.354.7020  
Facsimile: 860.354.7020
- Vertical Circulation  
Syska & Hennessy  
One Andrew, 9th Floor  
Cambridge, MA 02142  
Telephone: 617.577.9900  
Facsimile: 617.577.9191
- Spurs Turf  
MST  
1893 W. Kettle Avenue  
Urbana, IL 61802-4402  
Telephone: 309.282.1440  
Facsimile: 309.790.2627

THESE RECORD DOCUMENTS HAVE BEEN PREPARED BASED ON INFORMATION SUPPLIED TO THE ARCHITECT/ENGINEER BY OTHERS. THE ARCHITECT/ENGINEER HAS NOT INDEPENDENTLY VERIFIED THE INFORMATION AND DISCLAIMS RESPONSIBILITY FOR THE ACCURACY AND COMPLETENESS THEREOF. THESE DRAWINGS ARE FOR REFERENCE ONLY AND ARE NOT TO BE USED FOR CONSTRUCTION WITHOUT DRAWINGS AND CALCULATIONS SPECIFICALLY PREPARED FOR ANY INTENDED ADDITIONAL WORK.



ELLERBE BECKET



4600 Madison Avenue  
Suite 1000  
Kansas City, MO 64112  
816.561.4443

Ellerbe Becket, Inc.

© 2003 Ellerbe Becket

CONCOURSE LEVEL, AREA D PLUMBING RISERS

Scale 1/8"=1'-0"

Date 08.30.03 Comm. No. 1013.0002.00  
In Charge FSP RECORD DOCUMENTS  
Drawn By JCP  
Checked By LS P102D2





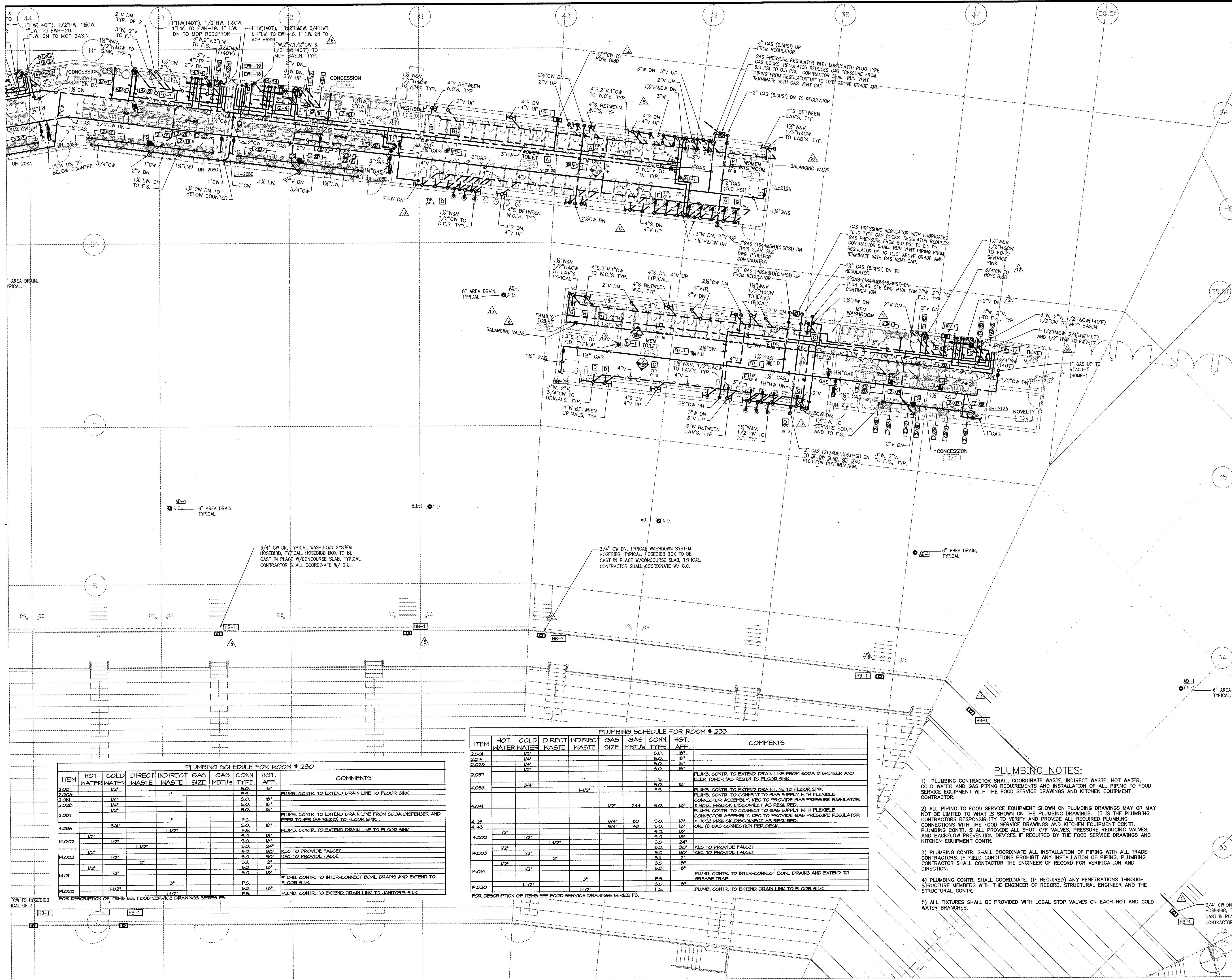












Revision	Date	No.
AS PER RFI #150	8/15/01	3
AS PER RFI #169	8/24/01	3
AS PER RFI #122/CCD#036	10/10/01	3
AS PER RFI # /CCD#039	10/30/01	3
AS PER RFI #52/CCD#072	1/18/02	3
AS PER ASI #125	05/21/02	3
AS PER CCD #168	08/01/02	3
AS PER CCD #236	05/01/03	3

### THE STADIUM AT RENTSCHLER FIELD

- Owner**  
State of Connecticut
- Architect**  
Ellerbe Becket, Inc.  
605 West 10th Street, Suite 200  
Kansas City, MO 64112-1905  
Telephone: 816.581.4643  
Facsimile: 816.581.2883
- Structural Engineering**  
BVH Integrated Services  
59 Griffin Road South  
Bloomfield, CT 06002  
Telephone: 860.286.9171  
Facsimile: 860.242.8236
- Mechanical/Electrical Engineering**  
DTC  
556 Washington Ave  
North Haven, CT 06473  
Telephone: 203.239.6200  
Facsimile: 203.234.7209
- Civil Engineering/Traffic**  
Fuss & O'Neill  
146 Hartford Road  
Middletown, CT 06457-9211  
Telephone: 860.646.3469  
Facsimile: 860.643.8113
- Code Analyst**  
F P & C Consultants, Inc.  
833 West 10th Street, Suite 225  
Kansas City, MO 64114  
Telephone: 816.533.3377  
Facsimile: 816.533.8556
- Audio/Visual**  
Pelton Marsh Kinsella  
1420 W. Woodlawn Lane, Suite 400  
Dallas, TX 75247-4951  
Telephone: 214.688.7444  
Facsimile: 214.951.7408
- Landscape Design**  
CR3  
571 Independence Street  
Sturbridge, CT 06070  
Telephone: 860.658.1988  
Facsimile: 860.658.1217
- Food Service**  
The Bigelow Companies  
1575 Universal Avenue, Suite 156  
Kansas City, MO 64128  
Telephone: 816.493.5553  
Facsimile: 816.483.5510
- Civil/Geotechnical**  
GZA GeoEnvironmental  
27 Nash Road  
Vernon, CT 06066  
Telephone: 860.875.7655  
Facsimile: 860.872.2416
- Security**  
Safesecure Network  
17 E Back Rock Road  
New Britain, CT 06178  
Telephone: 860.354.7020  
Facsimile: 860.354.7020
- Vertical Circulation**  
Syska & Hennessy  
One Broadway, 9th Floor  
Cambridge, MA 02142  
Telephone: 617.577.9900  
Facsimile: 617.577.9191
- Sports Turf**  
MST  
1893 W. Kettle Avenue  
Lubbock, TX 79424-4402  
Telephone: 807.785.1440  
Facsimile: 807.780.2627

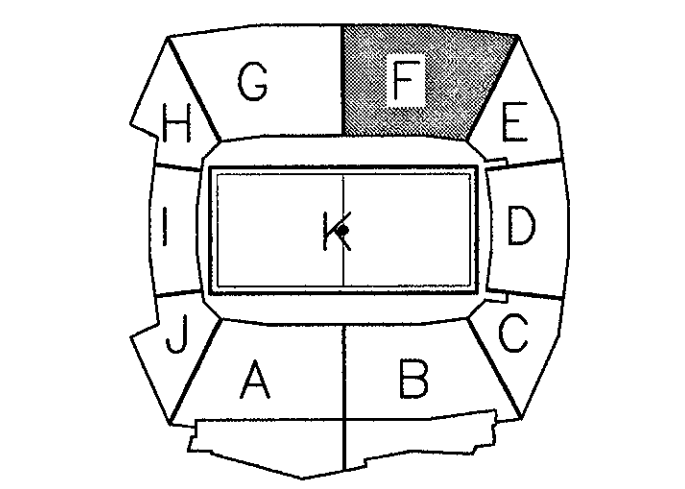
PLUMBING SCHEDULE FOR ROOM # 230

ITEM	HOT WATER	COLD WATER	DIRECT WASTE	INDIRECT WASTE	GAS SIZE	GAS METU'S	CONN. TYPE	HGT. AFF.	COMMENTS
2.001	1/2"	1/2"					F.S.	18"	
2.006				1"			F.S.	18"	PLUMB. CONTR. TO EXTEND DRAIN LINE TO FLOOR SINK.
2.018	1/4"	1/4"					F.S.	18"	
2.028	1/4"	1/4"					F.S.	18"	
2.081				1"			F.S.	18"	PLUMB. CONTR. TO EXTEND DRAIN LINE FROM SODA DISPENSER AND BEER TOWER (AS REQ'D) TO FLOOR SINK.
4.036		3/4"		1-1/2"			F.S.	18"	PLUMB. CONTR. TO EXTEND DRAIN LINE TO FLOOR SINK.
14.002	1/2"	1/2"		1-1/2"			F.S.	18"	
14.008	1/2"	1/2"		1-1/2"			F.S.	18"	
14.011	1/2"	1/2"		2"			S.U.	2"	KEG TO PROVIDE FAUCET
14.011	1/2"	1/2"		2"			S.U.	2"	KEG TO PROVIDE FAUCET
14.011	1/2"	1/2"		2"			S.U.	2"	KEG TO PROVIDE FAUCET
14.011	1/2"	1/2"		2"			S.U.	2"	KEG TO PROVIDE FAUCET
14.020		1-1/2"		1-1/2"			F.S.	18"	PLUMB. CONTR. TO INTER-CONNECT BOWL DRAINS AND EXTEND TO FLOOR SINK.
14.020		1-1/2"		1-1/2"			F.S.	18"	PLUMB. CONTR. TO EXTEND DRAIN LINE TO JANITORS SINK.

PLUMBING SCHEDULE FOR ROOM # 233

ITEM	HOT WATER	COLD WATER	DIRECT WASTE	INDIRECT WASTE	GAS SIZE	GAS METU'S	CONN. TYPE	HGT. AFF.	COMMENTS
2.021		1/2"					F.S.	18"	
2.018		1/4"					F.S.	18"	
2.028		1/4"					F.S.	18"	
2.081				1"			F.S.	18"	PLUMB. CONTR. TO EXTEND DRAIN LINE FROM SODA DISPENSER AND BEER TOWER (AS REQ'D) TO FLOOR SINK.
4.036		3/4"		1-1/2"			F.S.	18"	PLUMB. CONTR. TO EXTEND DRAIN LINE TO FLOOR SINK.
4.041				1/2"	244		F.S.	18"	PLUMB. CONTR. TO CONNECT TO GAS SUPPLY WITH FLEXIBLE CONNECTOR ASSEMBLY. KEG TO PROVIDE GAS PRESSURE REGULATOR. FLEXIBLE CONNECTOR ASSEMBLY REQUIRED.
4.125				1/2"	60		F.S.	18"	PLUMB. CONTR. TO CONNECT TO GAS SUPPLY WITH FLEXIBLE CONNECTOR ASSEMBLY. KEG TO PROVIDE GAS PRESSURE REGULATOR. FLEXIBLE CONNECTOR ASSEMBLY REQUIRED.
4.143				1/2"	40		F.S.	18"	PLUMB. CONTR. TO CONNECT TO GAS SUPPLY WITH FLEXIBLE CONNECTOR ASSEMBLY. KEG TO PROVIDE GAS PRESSURE REGULATOR. FLEXIBLE CONNECTOR ASSEMBLY REQUIRED.
14.002	1/2"	1/2"		1-1/2"			F.S.	18"	PLUMB. CONTR. TO EXTEND DRAIN LINE TO FLOOR SINK.
14.008	1/2"	1/2"		1-1/2"			F.S.	18"	PLUMB. CONTR. TO EXTEND DRAIN LINE TO FLOOR SINK.
14.014	1/2"	1/2"		2"			S.U.	2"	KEG TO PROVIDE FAUCET
14.014	1/2"	1/2"		2"			S.U.	2"	KEG TO PROVIDE FAUCET
14.020		1-1/2"		1-1/2"			F.S.	18"	PLUMB. CONTR. TO INTER-CONNECT BOWL DRAINS AND EXTEND TO GREASE TRAP.
14.020		1-1/2"		1-1/2"			F.S.	18"	PLUMB. CONTR. TO EXTEND DRAIN LINE TO FLOOR SINK.

- PLUMBING NOTES:**
- 1) PLUMBING CONTRACTOR SHALL COORDINATE WASTE, INDIRECT WASTE, HOT WATER, COLD WATER AND GAS PIPING REQUIREMENTS AND INSTALLATION OF ALL PIPING TO FOOD SERVICE EQUIPMENT WITH THE FOOD SERVICE DRAWINGS AND KITCHEN EQUIPMENT CONTRACTOR.
  - 2) ALL PIPING TO FOOD SERVICE EQUIPMENT SHOWN ON PLUMBING DRAWINGS MAY OR MAY NOT BE LIMITED TO WHAT IS SHOWN ON THE PLUMBING DRAWINGS. IT IS THE PLUMBING CONTRACTOR'S RESPONSIBILITY TO VERIFY AND PROVIDE ALL REQUIRED PLUMBING CONNECTIONS WITH THE FOOD SERVICE DRAWINGS AND KITCHEN EQUIPMENT CONTR. PLUMBING CONTR. SHALL PROVIDE ALL SHUT-OFF VALVES, PRESSURE REDUCING VALVES, AND BACKFLOW PREVENTION DEVICES IF REQUIRED BY THE FOOD SERVICE DRAWINGS AND KITCHEN EQUIPMENT CONTR.
  - 3) PLUMBING CONTR. SHALL COORDINATE ALL INSTALLATION OF PIPING WITH ALL TRADE CONTRACTORS. IF FIELD CONDITIONS PROHIBIT ANY INSTALLATION OF PIPING, PLUMBING CONTRACTOR SHALL CONTACT THE ENGINEER OF RECORD FOR VERIFICATION AND DIRECTION.
  - 4) PLUMBING CONTR. SHALL COORDINATE, (IF REQUIRED) ANY PENETRATIONS THROUGH STRUCTURE MEMBERS WITH THE ENGINEER OF RECORD, STRUCTURAL ENGINEER AND THE STRUCTURAL CONTR.
  - 5) ALL FIXTURES SHALL BE PROVIDED WITH LOCAL STOP VALVES ON EACH HOT AND COLD WATER BRANCHES.



## ELLERBE BECKET

4600 Madison Avenue  
Suite 1000  
Kansas City, MO 64112  
816.561.4443

© 2003 Ellerbe Becket

**CONCOURSE LEVEL, AREA F  
PLUMBING PLAN**  
Elev. = 52'-0"  
Scale 1/8"=1'-0"

Date 08.30.03 Comm. No. 1013.0002.00  
In Charge FP **RECORD DOCUMENTS**  
Drawn by KP  
Checked by MF **P102F**

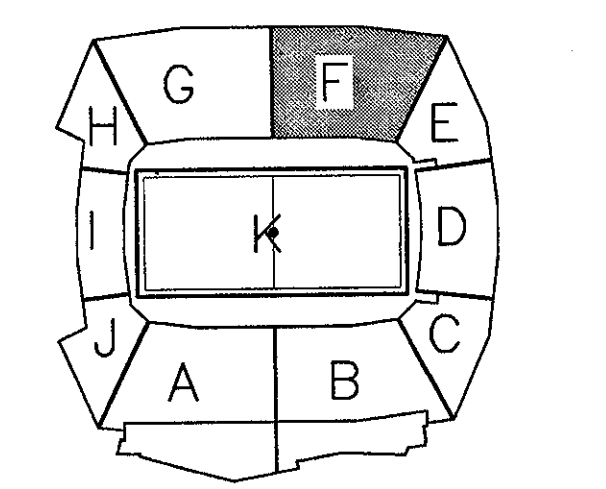


Revision	Date	No.
AS PER ADDENDUM 1	4/18/01	1
AS PER RFI# 150	8/15/01	2
AS PER RFI# 169	8/28/01	3
AS PER RFI# 122/CCD#036	10/10/01	4
AS PER RFI# /CCD#039	10/30/01	5
AS PER ASI#125	05/21/02	6
AS PER CCD#168	08/01/02	7


**THE STADIUM AT  
RENTSCHLER FIELD**

- Owner**  
State of Connecticut
- Architecture**  
Ellerbe Becket, Inc.  
600 West 47th Street, Suite 200  
Kansas City, MO 64112-1905  
Telephone: 816.561.4443  
Facsimile: 816.561.2863
- Landscaping Design**  
CR3  
571 Hayswood Street  
Stamford, CT 06907  
Telephone: 860.658.1988  
Facsimile: 860.658.1217
- Structural Engineering**  
BVH Integrated Services  
50 Griffin Road South  
Woodbridge, CT 06002  
Telephone: 860.298.9171  
Facsimile: 860.342.0236
- Food Service**  
The Bigelow Companies  
1275 Universal Avenue, Suite 156  
Kansas City, MO 64120  
Telephone: 816.483.5553  
Facsimile: 816.483.5510
- Mechanical/Electrical Engineering**  
DTC  
520 Washington Ave  
North Haven, CT 06473  
Telephone: 203.239.4200  
Facsimile: 203.234.7316
- Geotechnical**  
GZA GeoEnvironmental  
27 Nash Road  
Vernon, CT 06066  
Telephone: 860.876.3555  
Facsimile: 860.872.2416
- Civil Engineering/Traffic**  
Fuss & O'Neill  
148 Hartford Road  
Manchester, CT 06040-2921  
Telephone: 860.646.2469  
Facsimile: 860.643.8313
- Security**  
Safesecure Network  
17 E. Rock Road  
New Britain, CT 06176  
Telephone: 860.354.7020  
Facsimile: 860.354.7020
- Code Analysts**  
F P & C Consultants, Inc.  
333 West 12th Street, Suite 225  
Kansas City, MO 64114  
Telephone: 816.523.3377  
Facsimile: 816.523.8256
- Vertical Circulation**  
Syska & Hennessy  
One Insull Building, 9th Floor  
Cambridge, MA 02142  
Telephone: 617.577.9900  
Facsimile: 617.577.9191
- Audio/Visual**  
Pelton Marsh Kinsella  
1420 W. McDougald Lane, Suite 400  
Dallas, TX 75240-4951  
Telephone: 214.688.7444  
Facsimile: 214.951.7408
- Sports Turf**  
MST  
1893 W. Kelle Avenue  
Littleton, CO 80120-4602  
Telephone: 303.730.1440  
Facsimile: 303.730.2627

THESE RECORD DOCUMENTS HAVE BEEN PREPARED BASED ON INFORMATION SUPPLIED TO THE ARCHITECT/ENGINEER BY OTHERS. THE ARCHITECT/ENGINEER HAS NOT INDEPENDENTLY VERIFIED THE INFORMATION AND DISCLAIMS RESPONSIBILITY FOR THE ACCURACY AND COMPLETENESS THEREOF. THESE DRAWINGS ARE FOR REFERENCE ONLY AND ARE NOT TO BE USED FOR CONSTRUCTION WITHOUT DRAWINGS AND CALCULATIONS SPECIFICALLY PREPARED FOR ANY INTENDED ADDITIONAL WORK.



**ELLERBE BECKET**



4600 Madison Avenue  
Suite 1000  
Kansas City, MO 64112  
816.561.4443

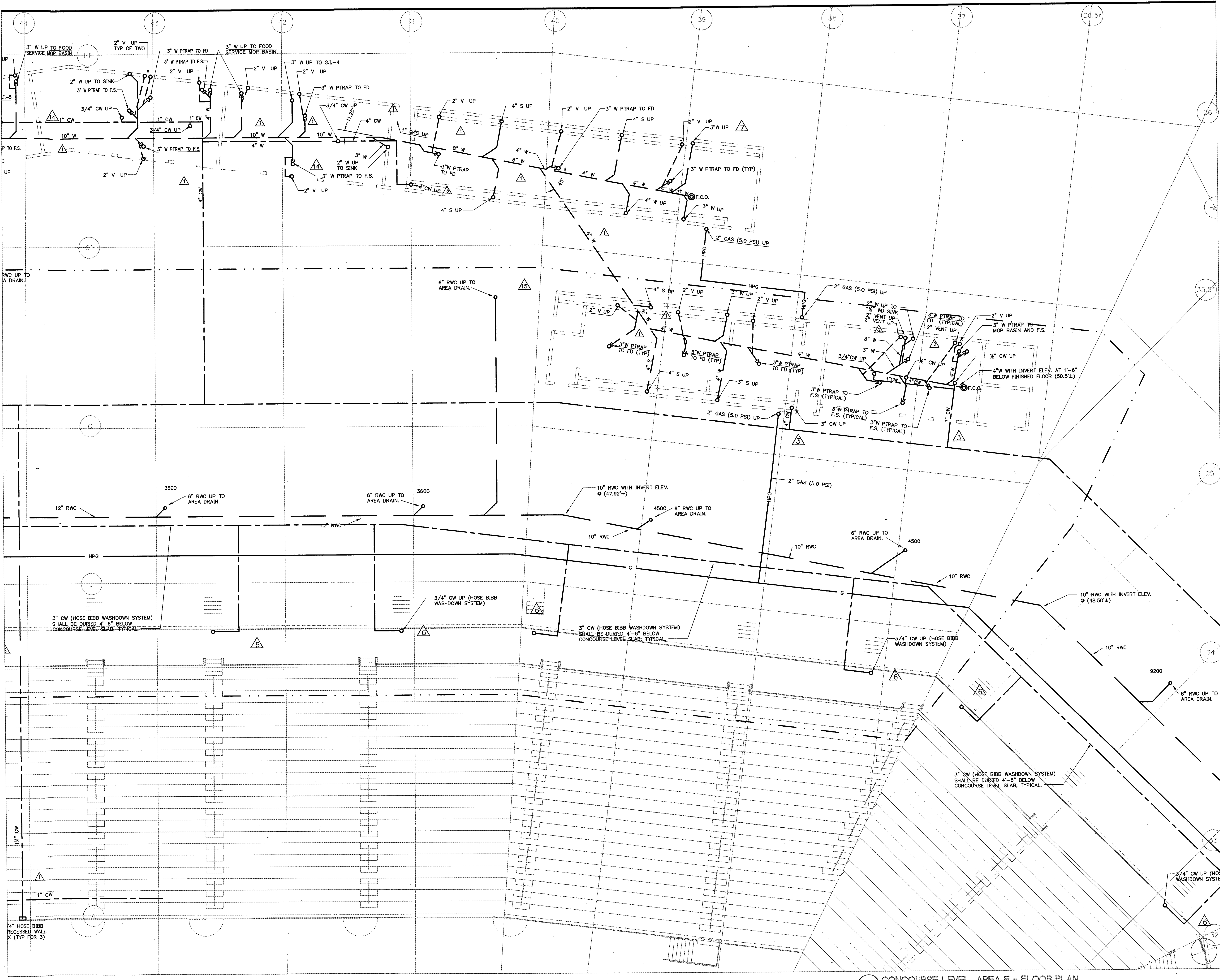
© 2003 Ellerbe Becket

**CONCOURSE LEVEL, AREA F  
PLUMBING PLAN  
UNDERGROUND PIPING**

Scale: 1/8"=1'-0"

Date: 08.30.03 Comm. No. 1013.0002.00  
In Charge: FP  
Drawn By: KP  
Checked By: MF

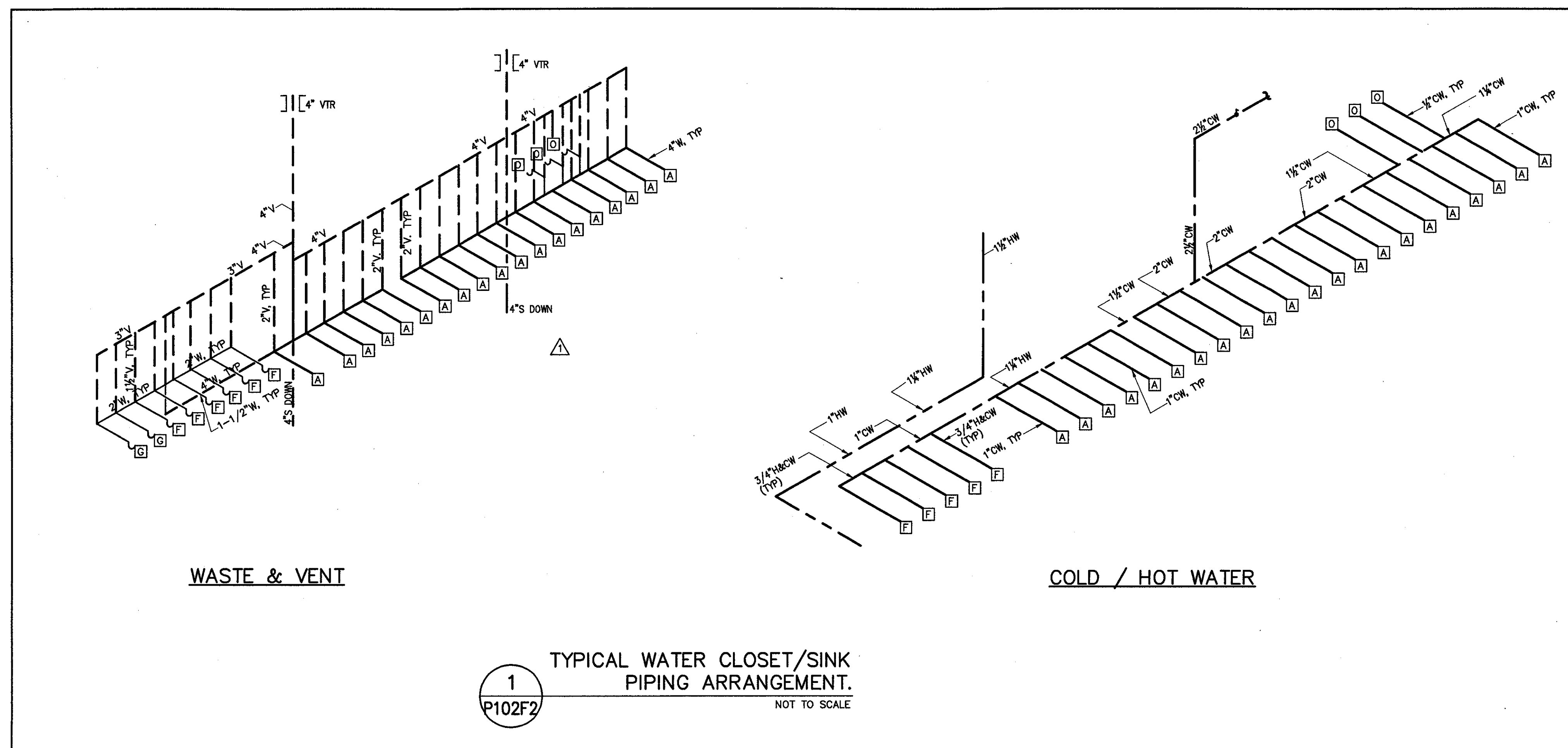
**P102F1**



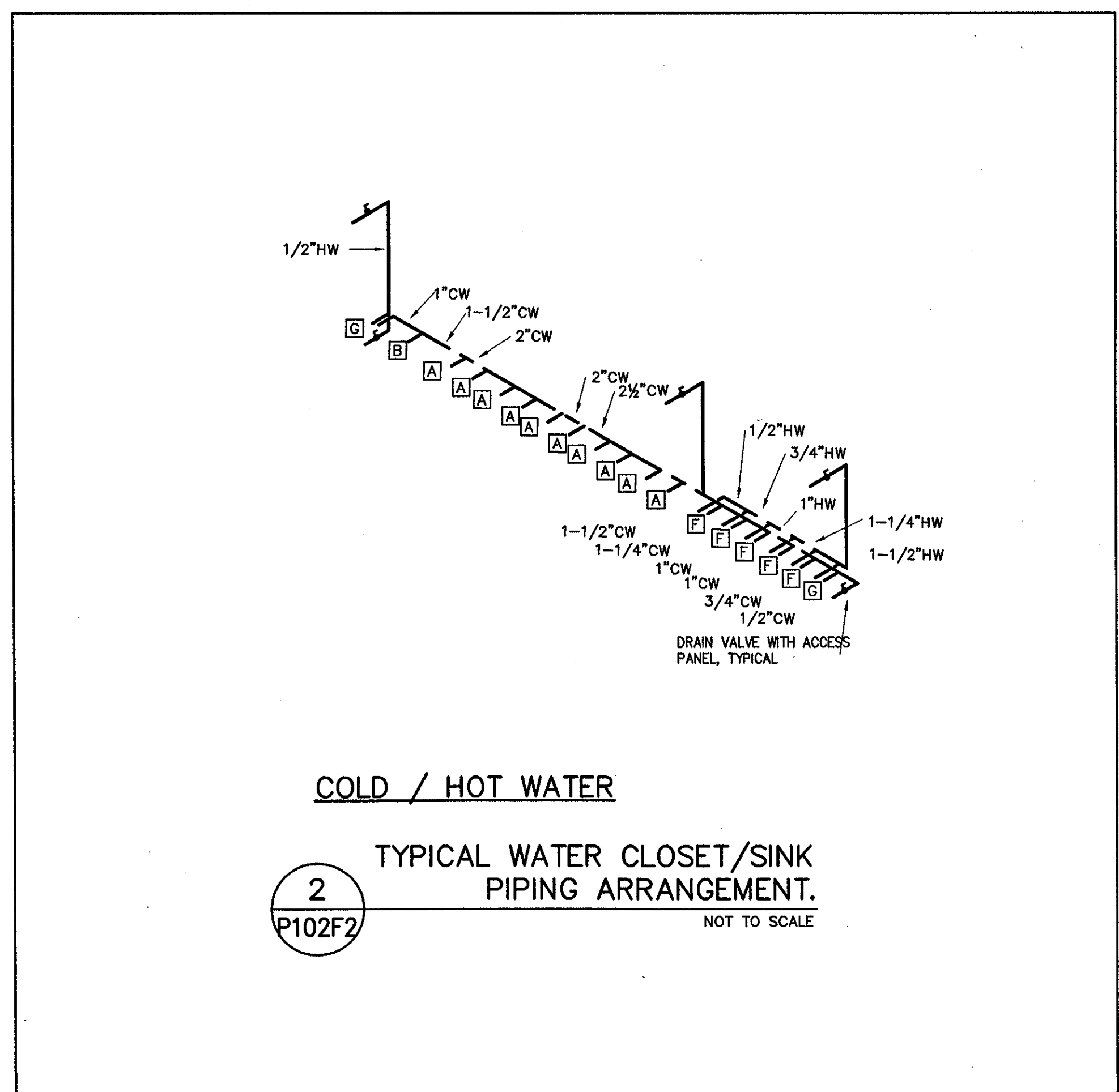
**1 CONCOURSE LEVEL, AREA F - FLOOR PLAN**  
1/8"=1'-0"

R:\000460\001\PLUMBING\AS-BUILT\_20031119\_010001.dwg, Layer: L1, 12/22/2003 12:44:54 PM

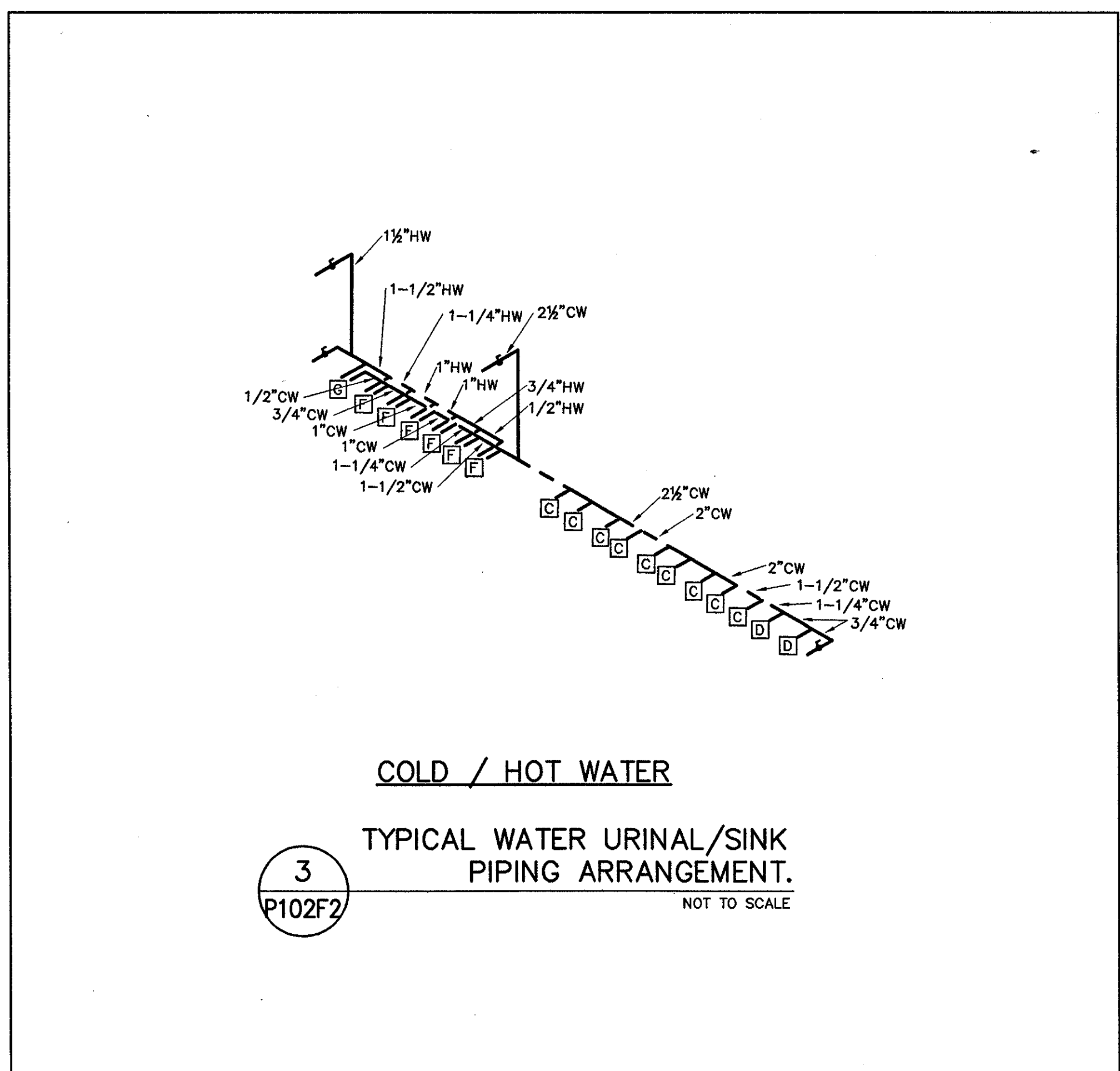




1  
TYPICAL WATER CLOSET/SINK  
PIPING ARRANGEMENT.  
NOT TO SCALE



2  
TYPICAL WATER CLOSET/SINK  
PIPING ARRANGEMENT.  
NOT TO SCALE

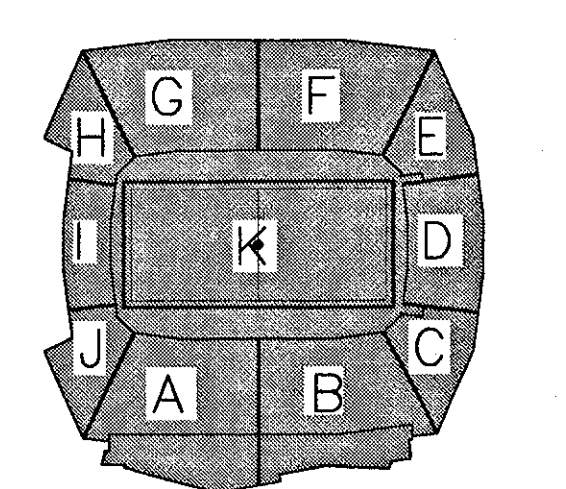


3  
TYPICAL WATER URINAL/SINK  
PIPING ARRANGEMENT.  
NOT TO SCALE

THE STADIUM AT  
RENTSCHLER FIELD

- Owner  
State of Connecticut
- Architecture  
Ellerbe Becket, Inc.  
605 West 47th Street, Suite 200  
Kansas City, MO 64112-1905  
Telephone: 816.561.4443  
Facsimile: 816.561.2863
- CR3  
571 Hopewald Street  
Stamford, CT 06907  
Telephone: 860.658.1988  
Facsimile: 860.658.1217
- Structural Engineering  
BVH Integrated Services  
50 Griffin Road South  
Bloomfield, CT 06002  
Telephone: 860.286.8771  
Facsimile: 860.242.8256
- Food Service  
The Bigelow Companies  
1575 Universal Avenue, Suite 156  
Kansas City, MO 64130  
Telephone: 816.483.5533  
Facsimile: 816.483.5510
- Mechanical/Electrical Engineering  
DTC  
556 Washington Ave  
North Haven, CT 06473  
Telephone: 203.238.4200  
Facsimile: 203.234.7376
- Geotechnical  
GZA GeoEnvironmental  
37 Hunt Road  
Meriden, CT 06066  
Telephone: 860.875.7655  
Facsimile: 860.872.2416
- Civil Engineering/Traffic  
Fuss & O'Neill  
146 Hartford Road  
Manchester, CT 06040-2921  
Telephone: 860.646.2469  
Facsimile: 860.643.6113
- Security  
SafeSecure Network  
17 E Rock Road  
New Milford, CT 06776  
Telephone: 860.354.7020  
Facsimile: 860.354.7020
- Code Analysis  
F P & C Consultants, Inc.  
9233 Ward Parkway, Suite 225  
Kansas City, MO 64114  
Telephone: 816.523.3377  
Facsimile: 816.523.8256
- Vertical Circulation  
Syska & Hennessy  
One Broadway, 9th Floor  
Cambridge, MA 02142  
Telephone: 617.577.9900  
Facsimile: 617.577.9191
- Architectural  
Pelton Marsh Kinsella  
1420 W. Madingle Lane, Suite 400  
Dallas, TX 75247-4951  
Telephone: 214.888.2444  
Facsimile: 214.851.7468
- Sports Turf  
MST  
1893 W. Kelle Avenue  
Littleton, CO 80120-4402  
Telephone: 303.738.1440  
Facsimile: 303.738.2627

THESE RECORD DOCUMENTS HAVE BEEN PREPARED BASED ON INFORMATION SUPPLIED TO THE ARCHITECT/ENGINEER BY OTHERS. THE ARCHITECT/ENGINEER HAS NOT INDEPENDENTLY VERIFIED THE INFORMATION AND DISCLAIMS RESPONSIBILITY FOR THE ACCURACY AND COMPLETENESS THEREOF. THESE DRAWINGS ARE FOR REFERENCE ONLY AND ARE NOT TO BE USED FOR CONSTRUCTION WITHOUT DRAWINGS AND CALCULATIONS SPECIFICALLY PREPARED FOR ANY INTENDED ADDITIONAL WORK.



ELLERBE BECKET

4600 Madison Avenue  
Suite 1000  
Kansas City, MO 64112  
816 561 4443

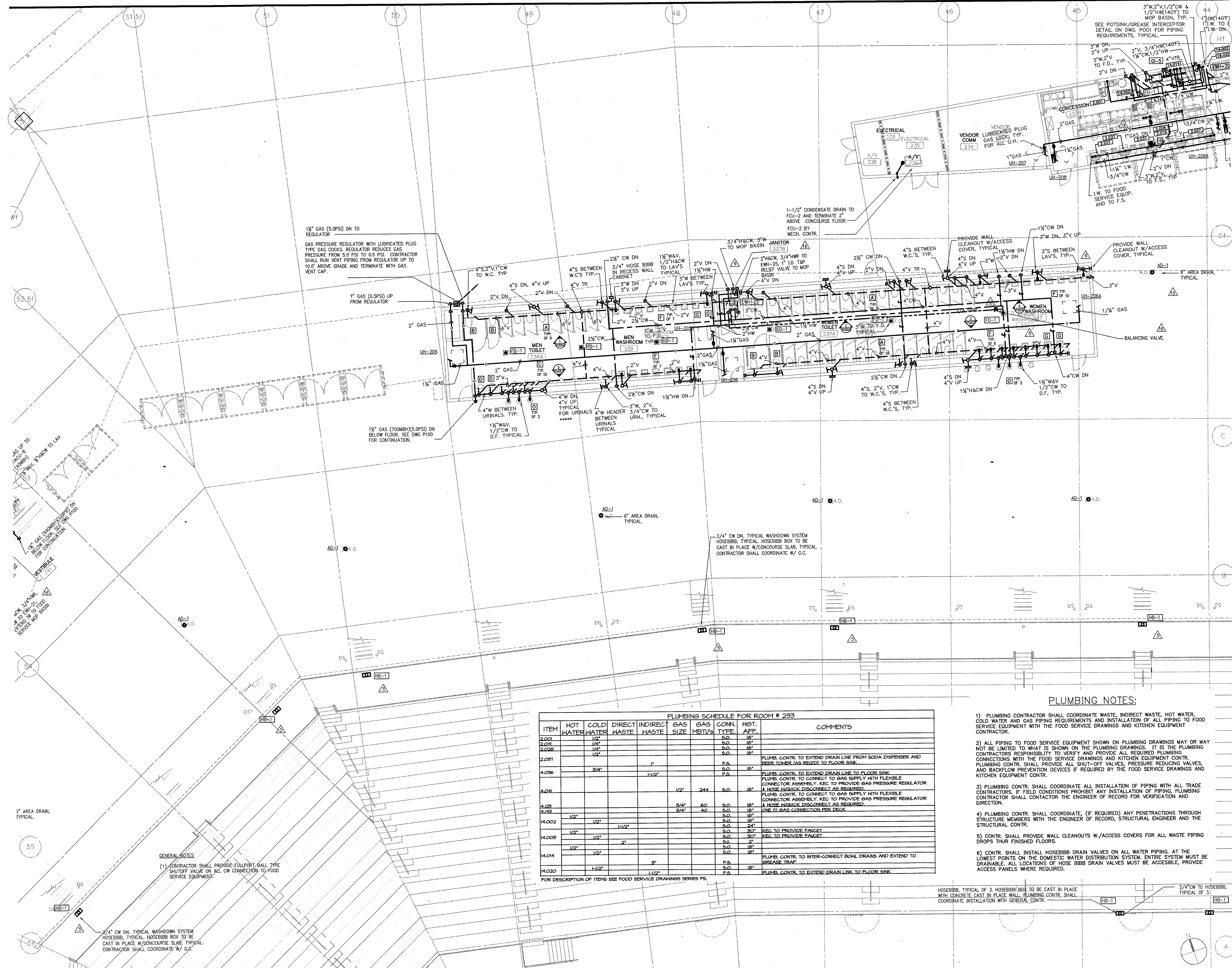
Ellerbe Becket, Inc.



Revision	Date	No.
AS PER RFI#122/CCD#036	10/10/01	1
AS PER RFI# / CCD#039	10/30/01	2
AS PER ASI#125	05/21/02	3
AS PER CCD#168	08/01/02	4
AS PER CCD#236	05/01/03	5

THE STADIUM AT RENTSCHLER FIELD

- Owner: State of Connecticut
- Architect: **Ellerbe Becket, Inc.**  
 605 West 47th Street, Suite 200  
 Kansas City, MO 64112-1905  
 Telephone: 816.561.4443  
 Facsimile: 816.561.2853
- Landscaping Design: **CR3**  
 571 Homewood Street  
 Simsbury, CT 06070  
 Telephone: 860.658.1988  
 Facsimile: 860.658.1217
- Structural Engineering: **BVH Integrated Services**  
 50 Galbra Road South  
 Bloomfield, CT 06042  
 Telephone: 860.288.9171  
 Facsimile: 860.242.0236
- Mechanical/Electrical Engineering: **DTC**  
 556 Washington Ave  
 North Haven, CT 06473  
 Telephone: 203.239.4200  
 Facsimile: 203.234.7376
- Civil Engineering/Traffic: **Fuss & O'Neill**  
 146 Northford Road  
 Manchester, CT 06040-9301  
 Telephone: 860.646.2489  
 Facsimile: 860.643.6113
- Code Analysis: **F & C Consultants, Inc.**  
 9233 Wood Parkway, Suite 225  
 Kansas City, MO 64114  
 Telephone: 816.523.3377  
 Facsimile: 816.523.8256
- AutoCAD: **Peiton Marsh Kinsella**  
 1401 W. Woodglade Lane, Suite 400  
 Dallas, TX 75247-4691  
 Telephone: 214.688.7444  
 Facsimile: 214.691.7408
- Food Service: **The Bigelow Companies**  
 1575 Universal Avenue, Suite 156  
 Kansas City, MO 64130  
 Telephone: 816.483.5533  
 Facsimile: 816.483.5510
- Geotechnical: **GZA GeoEnvironmental**  
 27 Nash Road  
 Vernon, CT 06066  
 Telephone: 860.875.7655  
 Facsimile: 860.872.2416
- Security: **Safesecure Network**  
 17 E. Oak Road  
 New Milford, CT 06776  
 Telephone: 860.354.7020  
 Facsimile: 860.354.7020
- Vertical Circulation: **Syska & Hennessy**  
 One Broadway, 9th Floor  
 Cambridge, MA 02142  
 Telephone: 617.377.9900  
 Facsimile: 617.577.9191
- Sports Turf: **MST**  
 1893 W. 86th Avenue  
 Littleton, CO 80120-4402  
 Telephone: 303.738.1440  
 Facsimile: 303.738.2627



PLUMBING SCHEDULE FOR ROOM # 233

ITEM	HOT WATER	COLD WATER	DIRECT WASTE	INDIRECT WASTE	GAS SIZE	GAS MBTU's	CONN. TYPE	HGT. AFF.	COMMENTS
2.021	1/2"	1/2"					S.O.	10'	
2.022	1/2"	1/2"					S.O.	10'	
2.023	1/2"	1/2"					S.O.	10'	
4.036		3/4"		1/2"			F.S.	10'	PLUMB. CONTR. TO EXTEND DRAIN LINE FROM SODA DISPENSER AND BEER TOWER (AS REQ'D) TO FLOOR SINK.
4.041					1/2"	244	S.O.	10'	PLUMB. CONTR. TO CONNECT TO GAS SUPPLY WITH FLEXIBLE CONNECTOR ASSEMBLY. KEG TO PROVIDE GAS PRESSURE REGULATOR IF HOSE QUICK DISCONNECT AS REQUIRED.
4.123					3/4"	60	S.O.	10'	PLUMB. CONTR. TO CONNECT TO GAS SUPPLY WITH FLEXIBLE CONNECTOR ASSEMBLY. KEG TO PROVIDE GAS PRESSURE REGULATOR IF HOSE QUICK DISCONNECT AS REQUIRED.
4.143					3/4"	40	S.O.	10'	PLUMB. CONTR. TO CONNECT TO GAS SUPPLY WITH FLEXIBLE CONNECTOR ASSEMBLY. KEG TO PROVIDE GAS PRESSURE REGULATOR IF HOSE QUICK DISCONNECT AS REQUIRED.
4.002	1/2"	1/2"		1/2"			S.O.	10'	KEG TO PROVIDE FAUCET
4.003	1/2"	1/2"		1/2"			S.O.	10'	KEG TO PROVIDE FAUCET
4.004	1/2"	1/2"		2"			S.U.	2'	
4.020			1/2"				S.O.	10'	PLUMB. CONTR. TO INTER-CONNECT BOWL DRAINS AND EXTEND TO GREASE TRAP.
					1/2"		F.S.	10'	PLUMB. CONTR. TO EXTEND DRAIN LINK TO FLOOR SINK.

FOR DESCRIPTION OF ITEMS SEE FOOD SERVICE DRAWINGS SERIES P5.

- PLUMBING NOTES:**
- 1) PLUMBING CONTRACTOR SHALL COORDINATE WASTE, INDIRECT WASTE, HOT WATER, COLD WATER AND GAS PIPING REQUIREMENTS AND INSTALLATION OF ALL PIPING TO FOOD SERVICE EQUIPMENT WITH THE FOOD SERVICE DRAWINGS AND KITCHEN EQUIPMENT CONTRACTOR.
  - 2) ALL PIPING TO FOOD SERVICE EQUIPMENT SHOWN ON PLUMBING DRAWINGS MAY OR MAY NOT BE LIMITED TO WHAT IS SHOWN ON THE PLUMBING DRAWINGS. IT IS THE PLUMBING CONTRACTOR'S RESPONSIBILITY TO VERIFY AND PROVIDE ALL REQUIRED PLUMBING CONNECTIONS WITH THE FOOD SERVICE DRAWINGS AND KITCHEN EQUIPMENT CONTRACTOR. PLUMBING CONTR. SHALL PROVIDE ALL SHUT-OFF VALVES, PRESSURE REDUCING VALVES, AND BACKFLOW PREVENTION DEVICES IF REQUIRED BY THE FOOD SERVICE DRAWINGS AND KITCHEN EQUIPMENT CONTR.
  - 3) PLUMBING CONTR. SHALL COORDINATE ALL INSTALLATION OF PIPING WITH ALL TRADE CONTRACTORS. IF FIELD CONDITIONS PROHIBIT ANY INSTALLATION OF PIPING, PLUMBING CONTRACTOR SHALL CONTACT THE ENGINEER OF RECORD FOR VERIFICATION AND DIRECTION.
  - 4) PLUMBING CONTR. SHALL COORDINATE, (IF REQUIRED) ANY PENETRATIONS THROUGH STRUCTURE MEMBERS WITH THE ENGINEER OF RECORD, STRUCTURAL ENGINEER AND THE STRUCTURAL CONTR.
  - 5) CONTR. SHALL PROVIDE WALL CLEANOUTS W/ACCESS COVERS FOR ALL WASTE PIPING DROPS THUR FINISHED FLOORS.
  - 6) CONTR. SHALL INSTALL HOSEBIBB DRAIN VALVES ON ALL WATER PIPING. AT THE LOWEST POINTS ON THE DOMESTIC WATER DISTRIBUTION SYSTEM, ENTIRE SYSTEM MUST BE DRAINABLE. ALL LOCATIONS OF HOSE BIBB DRAIN VALVES MUST BE ACCESSIBLE, PROVIDE ACCESS PANELS WHERE REQUIRED.

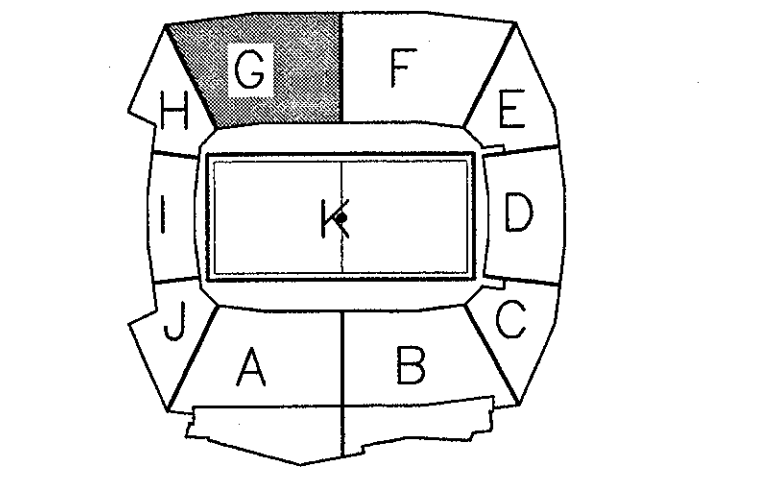
**GENERAL NOTES:**

(1) CONTRACTOR SHALL PROVIDE FULLPORT BALL TYPE SHUTOFF VALVE ON ALL CW CONNECTION TO FOOD SERVICE EQUIPMENT.

HOSEBIBB, TYPICAL OF 3. HOSEBIBB BOX TO BE CAST IN PLACE WITH CONCRETE. CAST IN PLACE WALL. PLUMBING CONTR. SHALL COORDINATE INSTALLATION WITH GENERAL CONTR.

1 CONOURSE LEVEL, AREA G - FLOOR PLAN  
 1/8"=1'-0"

THESE RECORD DOCUMENTS HAVE BEEN PREPARED BASED ON INFORMATION SUPPLIED TO THE ARCHITECT/ENGINEER BY OTHERS. THE ARCHITECT/ENGINEER HAS NOT INDEPENDENTLY VERIFIED THE INFORMATION AND DISCLAIMS RESPONSIBILITY FOR THE ACCURACY AND COMPLETENESS THEREOF. THESE DRAWINGS ARE FOR REFERENCE ONLY AND ARE NOT TO BE USED FOR CONSTRUCTION WITHOUT DRAWINGS AND CALCULATIONS SPECIFICALLY PREPARED FOR ANY INTENDED ADDITIONAL WORK.



**ELLERBE BECKET**

4600 Madison Avenue  
 Suite 1000  
 Kansas City, MO 64112  
 816.561.4443

Ellerbe Becket, Inc.

© 2003 Ellerbe Becket

**CONOURSE LEVEL, AREA G PLUMBING PLAN**  
 ELEV. = 52'-0"  
 Scale 1/8"=1'-0"

Date 08.30.03 Comm. No. 1013.0002.00  
 In Charge FP RECORD DOCUMENTS  
 Drawn By KP  
 Checked By MF **P102G**

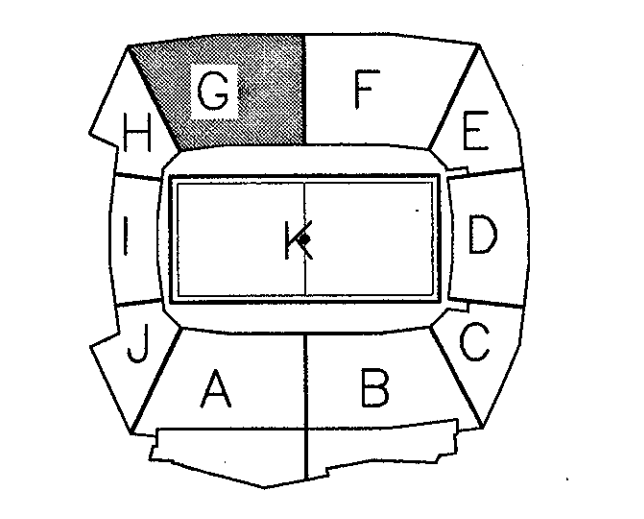


Revision	Date	No.
AS PER ADDENDUM 1	4/18/01	1
AS PER RFI# 122/CCD#036	10/10/01	2
AS PER RFI# /CCD#039	10/30/01	3
AS PER ASI#125	05/21/02	4
AS PER CCD#168	08/01/02	5

**THE STADIUM AT  
RENTSCHLER FIELD**

Discipline	Company Name	Address	City, State, Zip	Phone	Fax
Architecture	Ellerbe Becket, Inc.	605 West 47th Street, Suite 200 Kansas City, MO 64112-1905	Kansas City, MO 64112	816.561.4443	816.561.2863
Structural Engineering	BVH Integrated Services	50 Griffin Road South Woomers, CT 06092	Woomers, CT 06092	860.262.9171	860.42.0236
Mechanical/Electrical Engineering	DTC	550 Washington Ave North Haven, CT 06473	North Haven, CT 06473	203.239.4200	203.234.7376
Civil Engineering/Traffic	Fuss & O'Neill	146 Hartford Road Manchester, CT 06040-2921	Manchester, CT 06040	860.646.2469	860.643.6313
Code Analysis	F P & C Consultants, Inc.	923 West Terrace, Suite 225 Kansas City, MO 64114	Kansas City, MO 64114	816.523.3377	816.523.8256
Audio/Visual	Pelton Marsh Kinsella	1420 W. Woodbridge Lane, Suite 400 Dallas, TX 75247-4951	Dallas, TX 75247	214.688.7444	214.951.7408
Landscaping Design	CR3	571 Hayswood Street Shelton, CT 06079	Shelton, CT 06079	860.638.1988	860.638.1217
Food Service	The Bigelow Companies	1575 Universal Avenue, Suite 156 Kansas City, MO 64120	Kansas City, MO 64120	816.483.5553	816.483.5510
Geotechnical	GZA GeoEnvironmental	27 Nash Road Vernon, CT 06066	Vernon, CT 06066	860.875.7655	860.872.3416
Security	Safesecure Network	17 E. Oak Road New Milford, CT 06776	New Milford, CT 06776	860.354.7020	860.354.7020
Vertical Circulation	Syska & Hennessy	Cole Building, 9th Floor Cambridge, MA 02142	Cambridge, MA 02142	617.577.9900	617.577.9191
Sports Turf	MST	1893 W. 76th Avenue Littleton, CO 80120-4482	Littleton, CO 80120	303.738.1440	303.738.2627

THESE RECORD DOCUMENTS HAVE BEEN PREPARED BASED ON INFORMATION SUPPLIED TO THE ARCHITECT/ENGINEER BY OTHERS. THE ARCHITECT/ENGINEER HAS NOT INDEPENDENTLY VERIFIED THE INFORMATION AND DISCLAIMS RESPONSIBILITY FOR THE ACCURACY AND COMPLETENESS THEREOF. THESE DRAWINGS ARE FOR REFERENCE ONLY AND ARE NOT TO BE USED FOR CONSTRUCTION WITHOUT DRAWINGS AND CALCULATIONS SPECIFICALLY PREPARED FOR ANY INTENDED ADDITIONAL WORK.

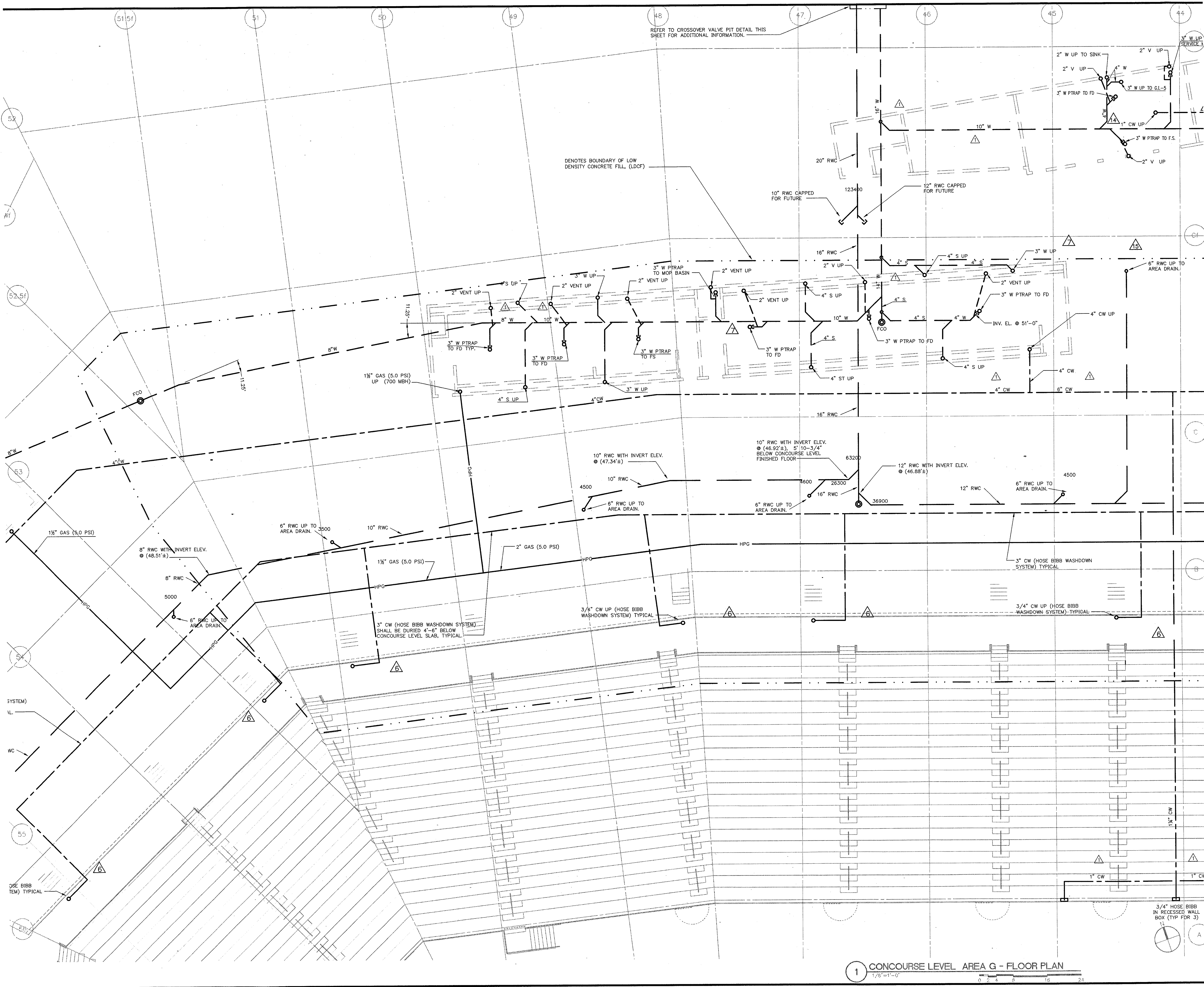


**ELLERBE BECKET**

4600 Madison Avenue  
Suite 1000  
Kansas City, MO 64112  
816.561.4443

Ellerbe Becket, Inc.

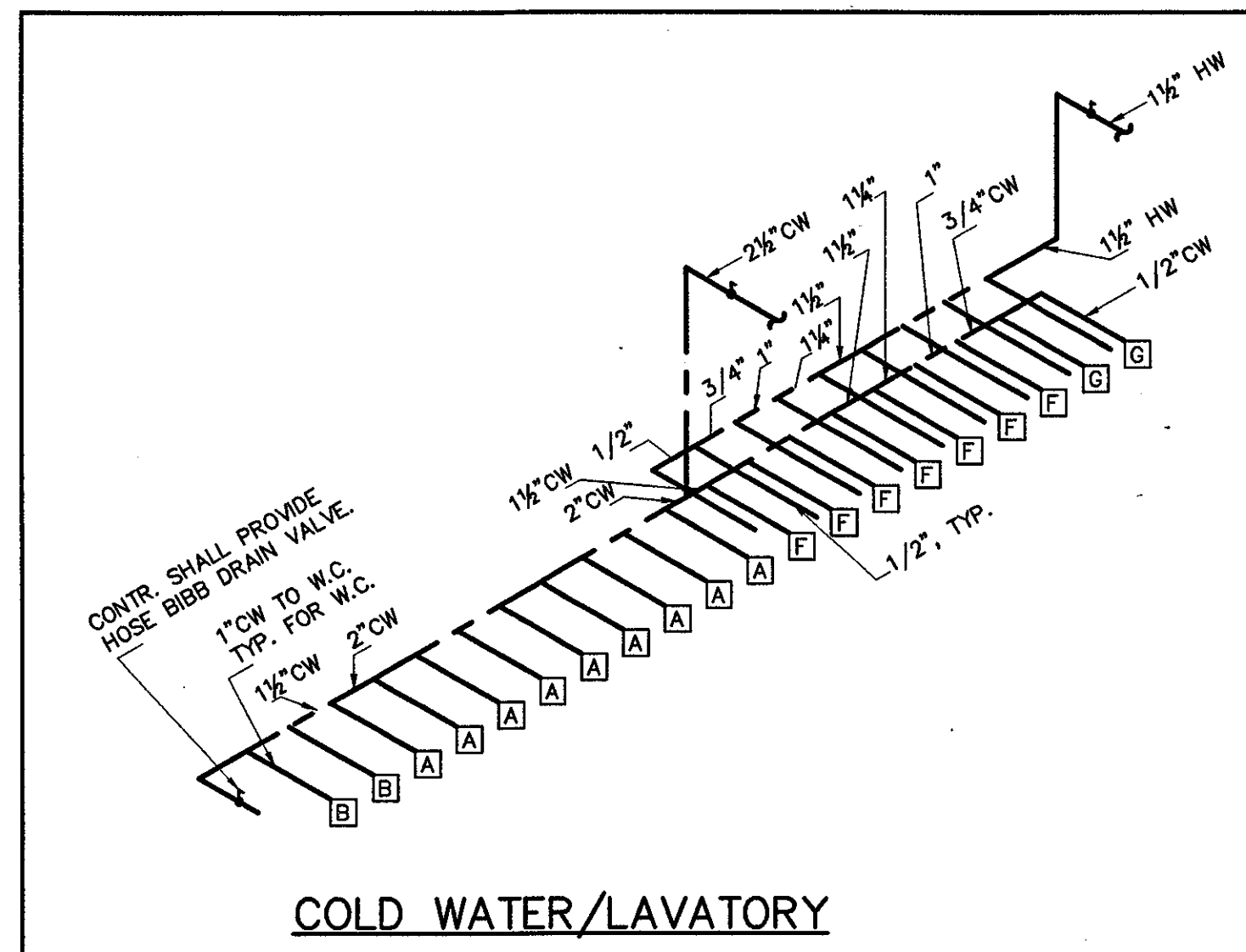
© 2003	Ellerbe Becket
<b>CONCOURSE LEVEL, AREA G PLUMBING PLAN UNDERGROUND PIPING</b>	Scale: 1/8"=1'-0"
Date: 08.30.03	Comm. No. 1013.0002.00
In Charge: FP	<b>RECORD DOCUMENTS</b>
Drawn By: KP	<b>P102G1</b>
Checked By: MF	



**1 CONCOURSE LEVEL, AREA G - FLOOR PLAN**  
1/8"=1'-0"

E:\2003\1013\1013\_0002\1013\_0002.dwg, 12/26/03 12:46:23 PM

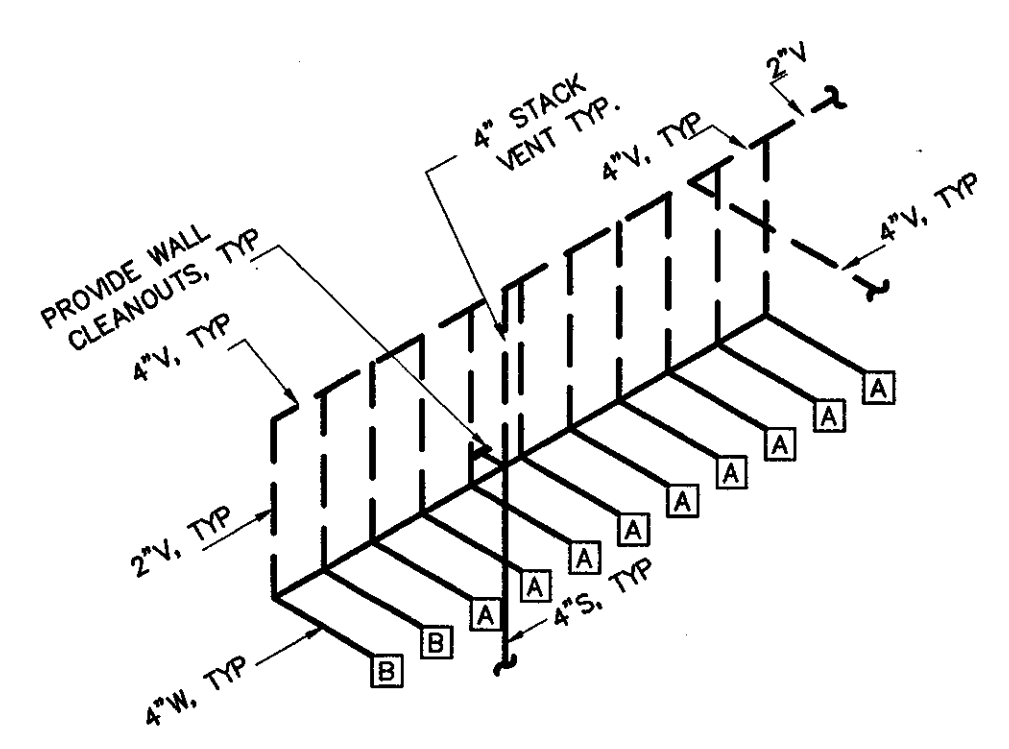




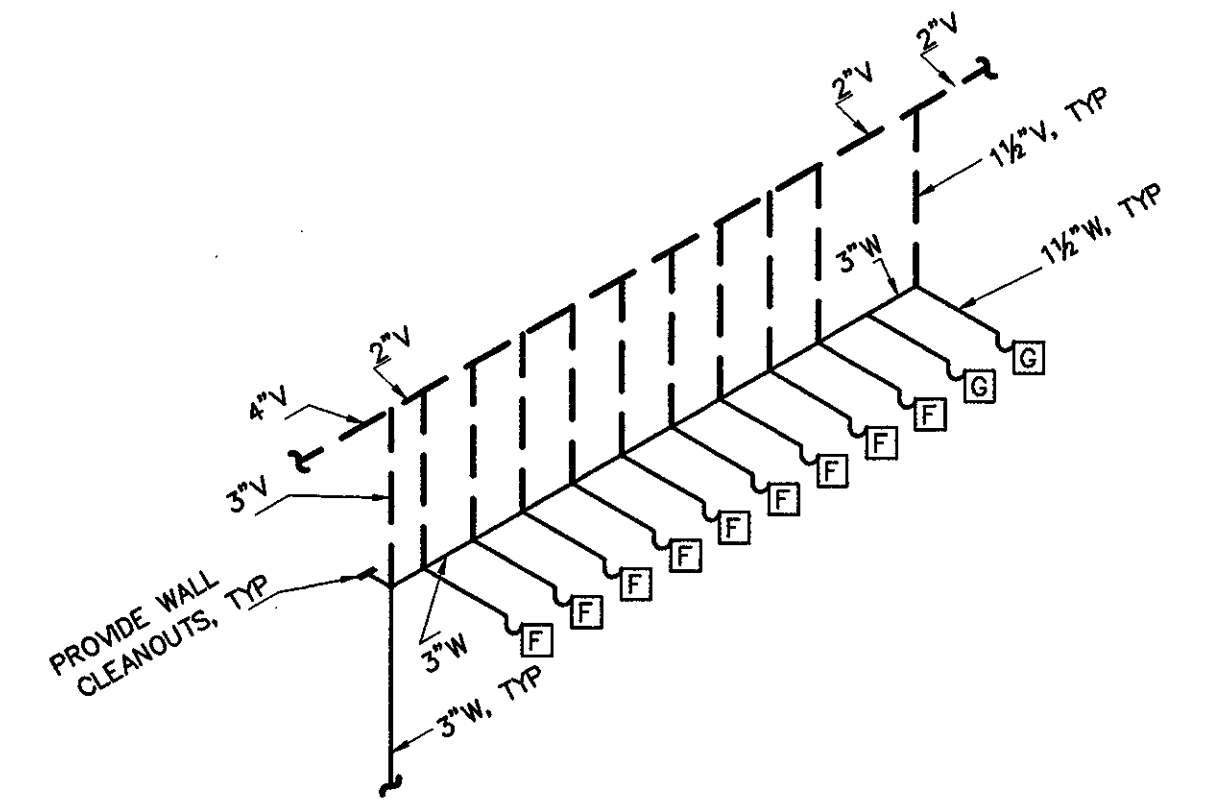
COLD WATER/LAVATORY

1

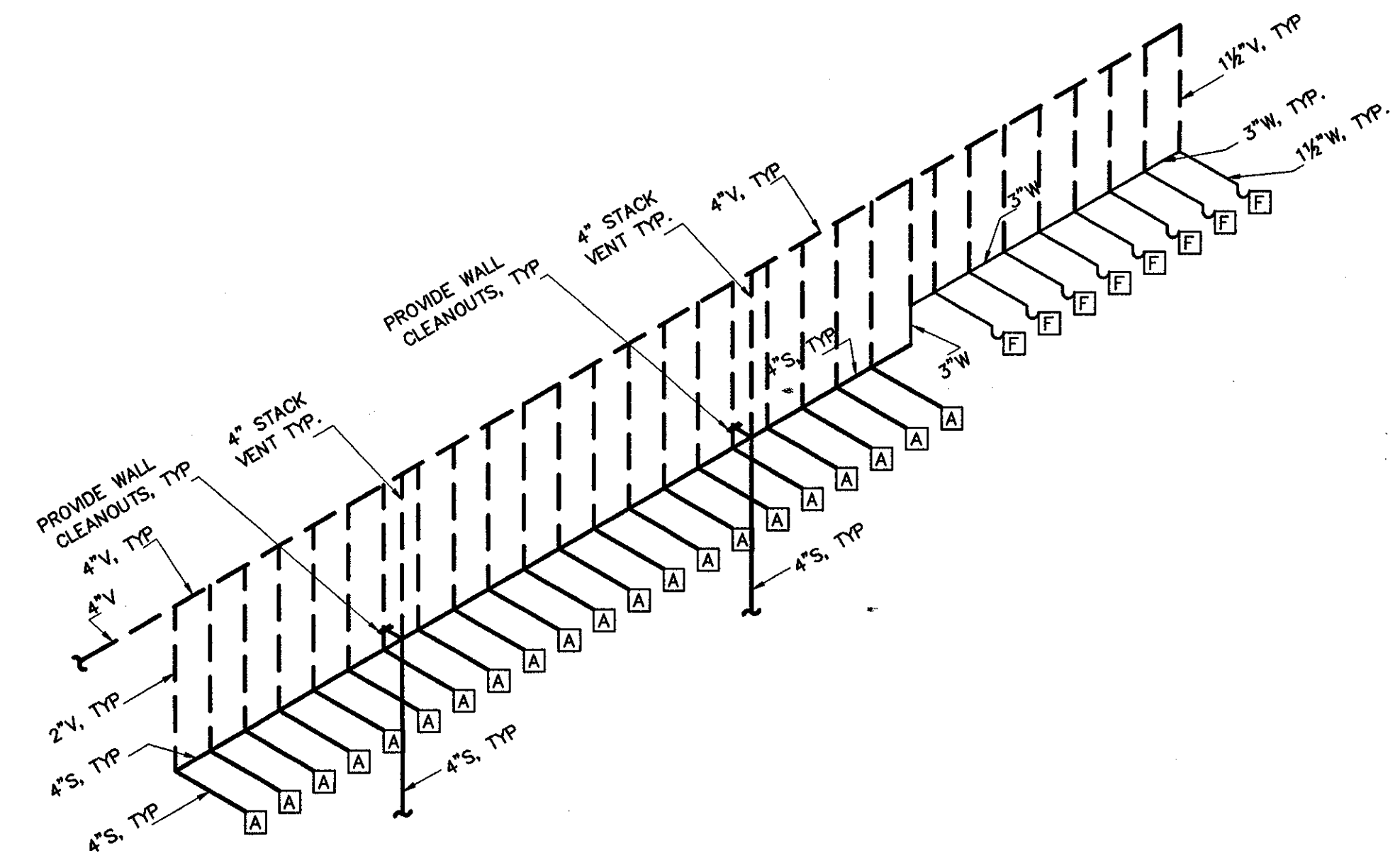
TYPICAL WATER CLOSET/SINK PIPING ARRANGEMENT. NOT TO SCALE



WASTE AND VENT



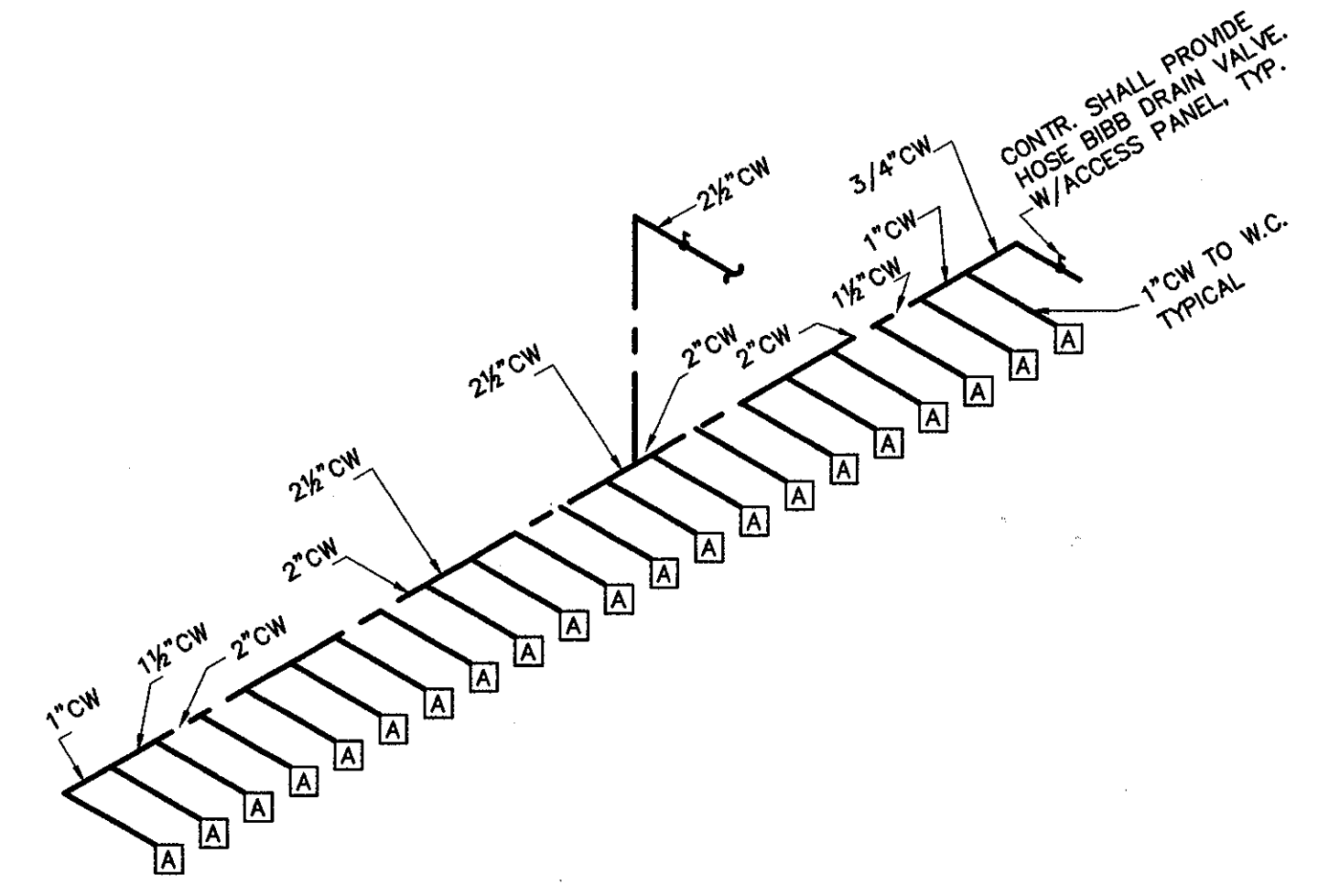
WASTE AND VENT



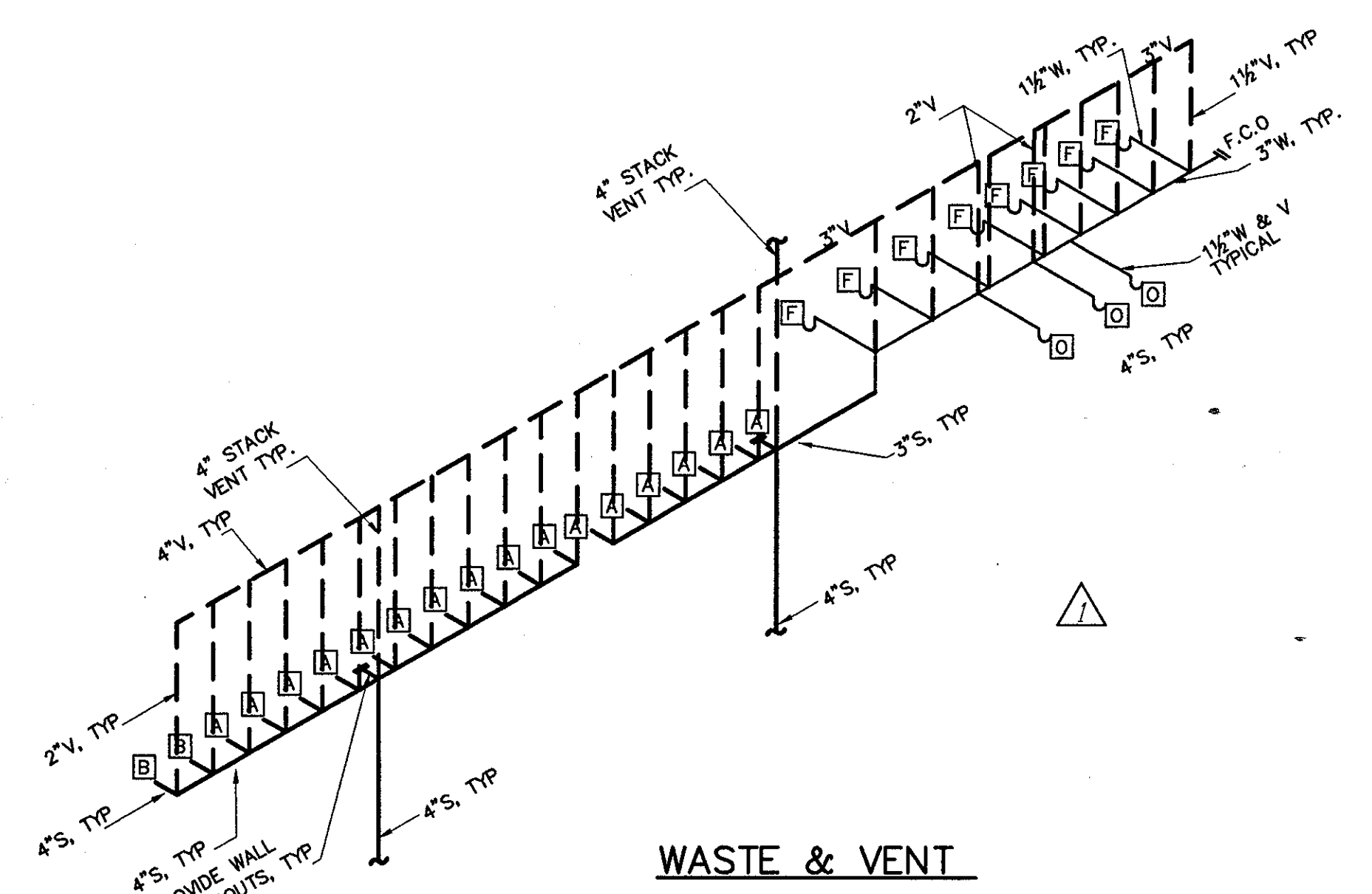
WASTE & VENT

2

TYPICAL WATER CLOSET/SINK PIPING ARRANGEMENT. NOT TO SCALE



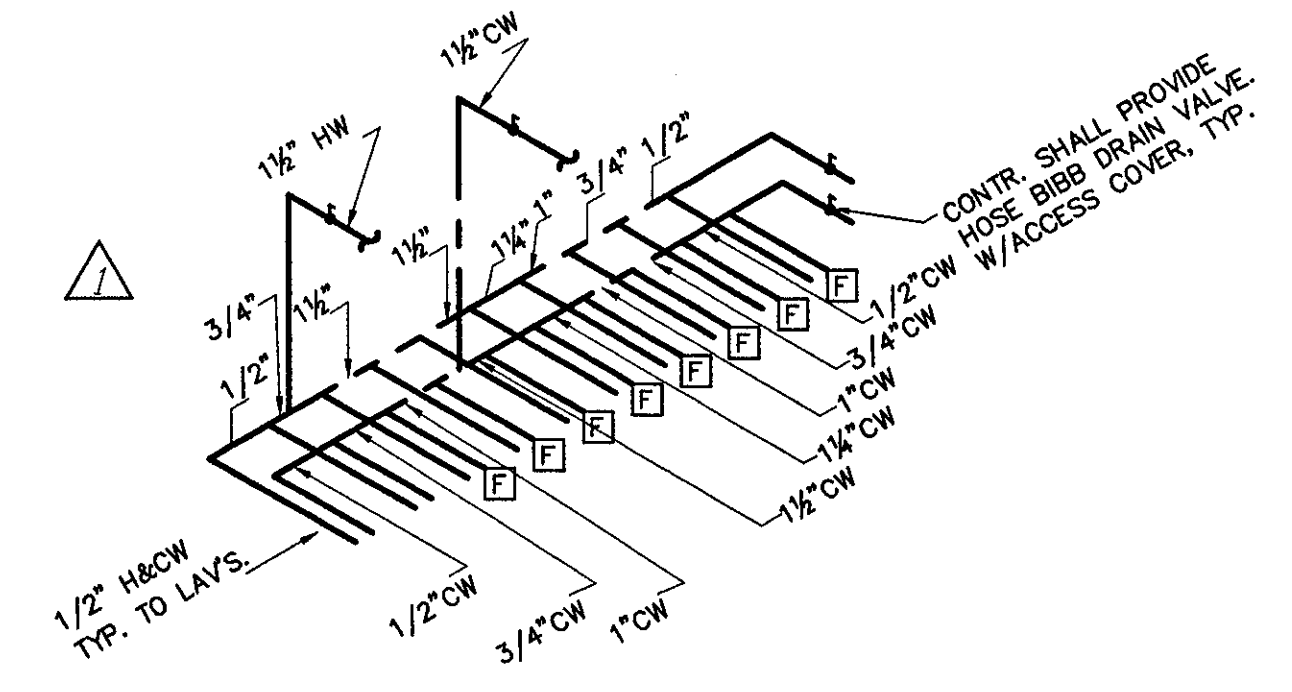
COLD WATER



WASTE & VENT

3

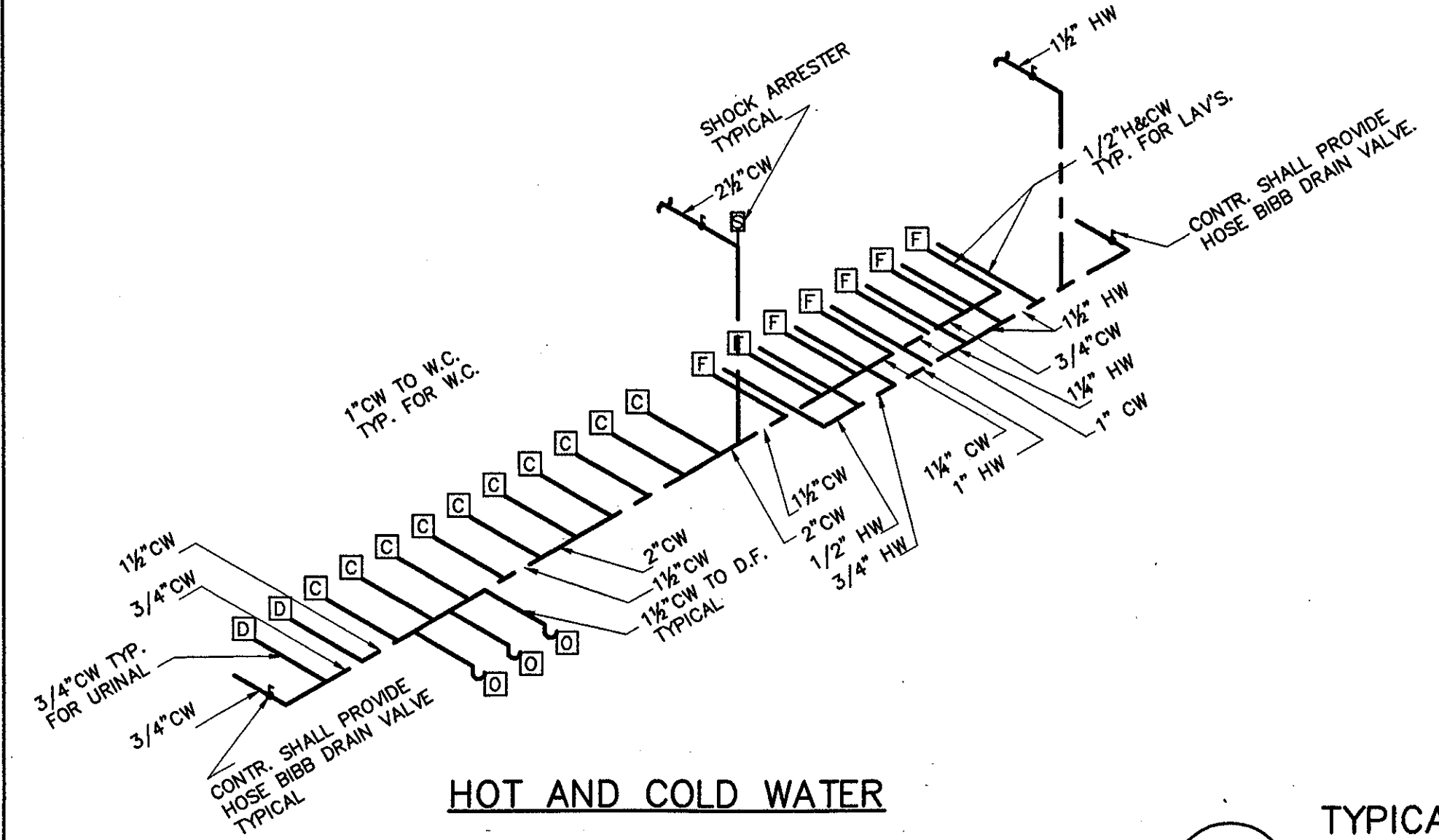
TYPICAL W.C./SINK/D.F. PIPING ARRANGEMENT. NOT TO SCALE



COLD WATER

4

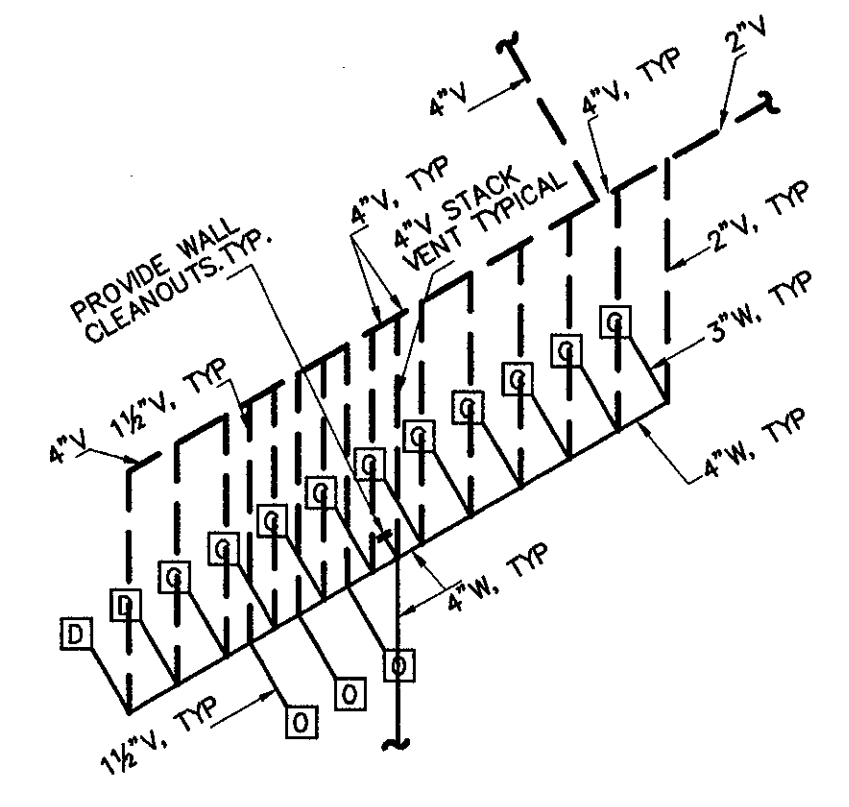
TYPICAL LAVATORY PIPING ARRANGEMENT. NOT TO SCALE



HOT AND COLD WATER

5

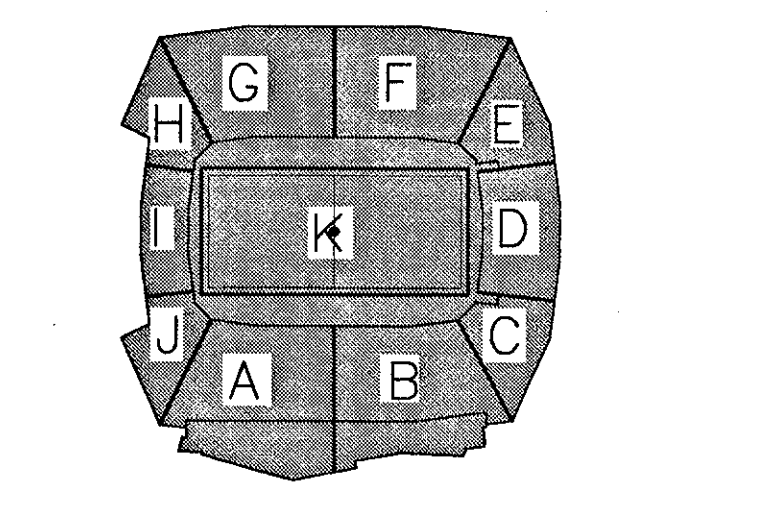
TYPICAL URINAL/LAV. WATER PIPING ARRANGEMENT. NOT TO SCALE



WASTE AND VENT

- Owner  
State of Connecticut
- Architect  
Ellerbe Becket, Inc.  
605 West 77th Street, Suite 200  
Kansas City, MO 64112-1952  
Telephone: 816.561.4443  
Facsimile: 816.561.2883
- Landscaping Design  
CRS  
3719 Greenwood Street  
Simsbury, CT 06070  
Telephone: 860.658.1988  
Facsimile: 860.658.1217
- Structural Engineering  
BVH Integrated Services  
59 Griffin Road South  
Bloomfield, CT 06002  
Telephone: 860.286.9171  
Facsimile: 860.242.8236
- Food Service  
The Bigelow Companies  
1575 Universal Avenue, Suite 156  
Kansas City, MO 64129  
Telephone: 816.483.5553  
Facsimile: 816.483.9510
- Mechanical/Electrical Engineering  
DTC  
556 Washington Ave  
North Haven, CT 06473  
Telephone: 203.239.6200  
Facsimile: 203.234.7276
- Civil Engineering/Traffic  
Fuss & O'Neill  
146 Hartford Road  
Meriden, CT 06040-3921  
Telephone: 860.648.3469  
Facsimile: 860.643.8113
- Security  
Safesecure Network  
17 E. Back Road  
New Milford, CT 06776  
Telephone: 860.354.7020  
Facsimile: 860.354.7020
- Code Analysts  
F.P. & C. Consultants, Inc.  
823 West 12th Street, Suite 225  
Kansas City, MO 64114  
Telephone: 816.523.3277  
Facsimile: 816.523.8256
- Vertical Circulation  
Syska & Hennessy  
One Building, 7th Floor  
Cambridge, MA 02142  
Telephone: 617.577.3900  
Facsimile: 617.577.9191
- Audio/Visual  
Pelton Marsh Kinsella  
1400 W. Montgomery Lane, Suite 400  
Dallas, TX 75247-4951  
Telephone: 214.688.7444  
Facsimile: 214.951.7408
- Sports Turf  
MST  
1893 W. Kettle Avenue  
Littleton, CO 80120-4402  
Telephone: 303.738.1440  
Facsimile: 303.738.2627

THESE RECORD DOCUMENTS HAVE BEEN PREPARED BASED ON INFORMATION SUPPLIED TO THE ARCHITECT/ENGINEER BY OTHERS. THE ARCHITECT/ENGINEER HAS NOT INDEPENDENTLY VERIFIED THE INFORMATION AND DISCLAIMS RESPONSIBILITY FOR THE ACCURACY AND COMPLETENESS THEREOF. THESE DRAWINGS ARE FOR REFERENCE ONLY AND ARE NOT TO BE USED FOR CONSTRUCTION WITHOUT DRAWINGS AND CALCULATIONS SPECIFICALLY PREPARED FOR ANY INTENDED ADDITIONAL WORK.



ELLERBE BECKET

4600 Madison Avenue  
Suite 1000  
Kansas City, MO 64112  
816.561.4443

Ellerbe Becket, Inc.

© 2003 Ellerbe Becket

CONOURSE LEVEL, AREA G  
PLUMBING RISERS

Scale 1/8"=1'-0"

Date 08.30.03 Comm. No. 1013.0002.00  
In Charge FSP RECORD DOCUMENTS

Drawn By JCP  
Checked By LS

P102G2

P:\2003\1159\_P102G2\Area G Layout\_1027400001.DWG



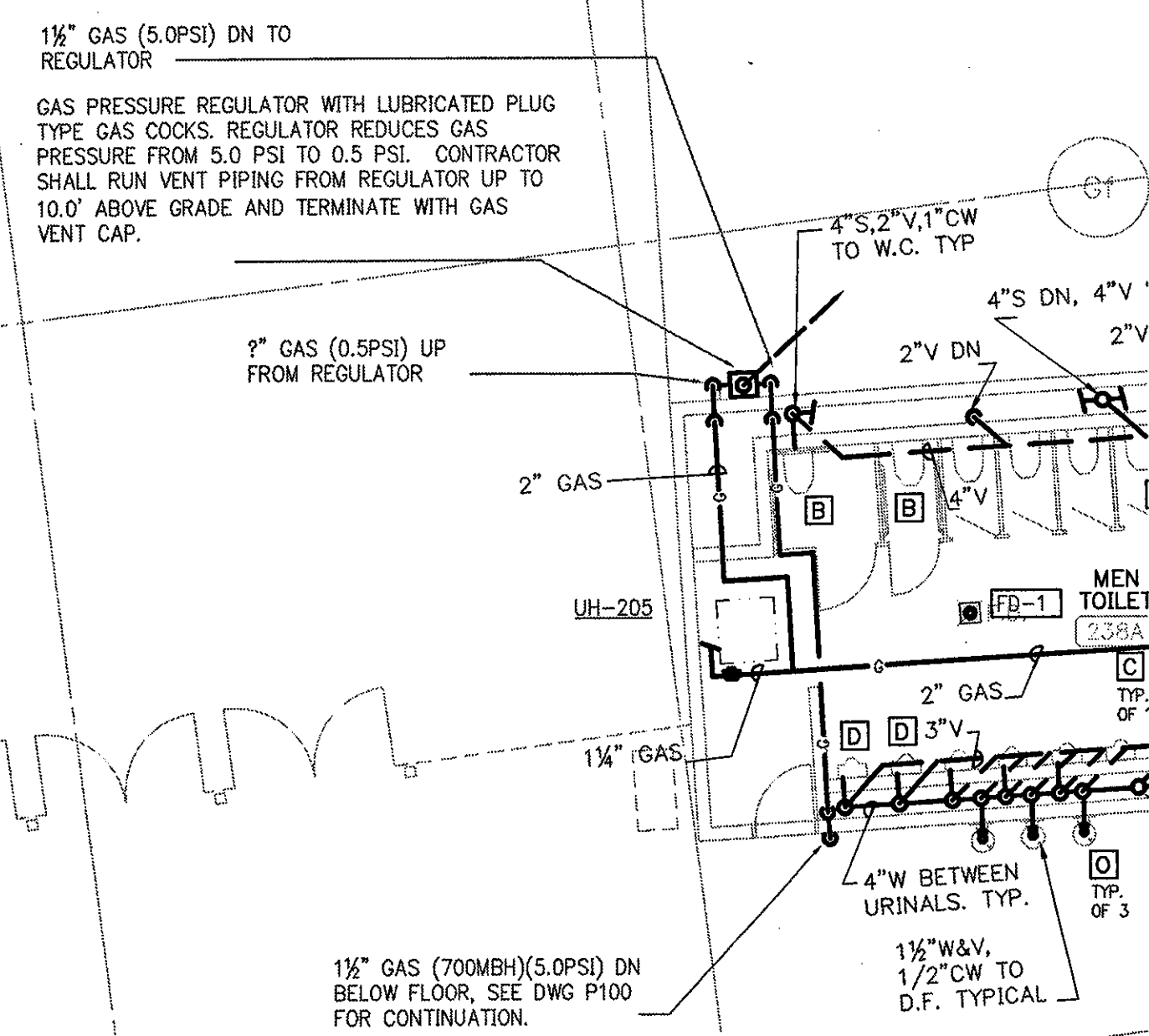
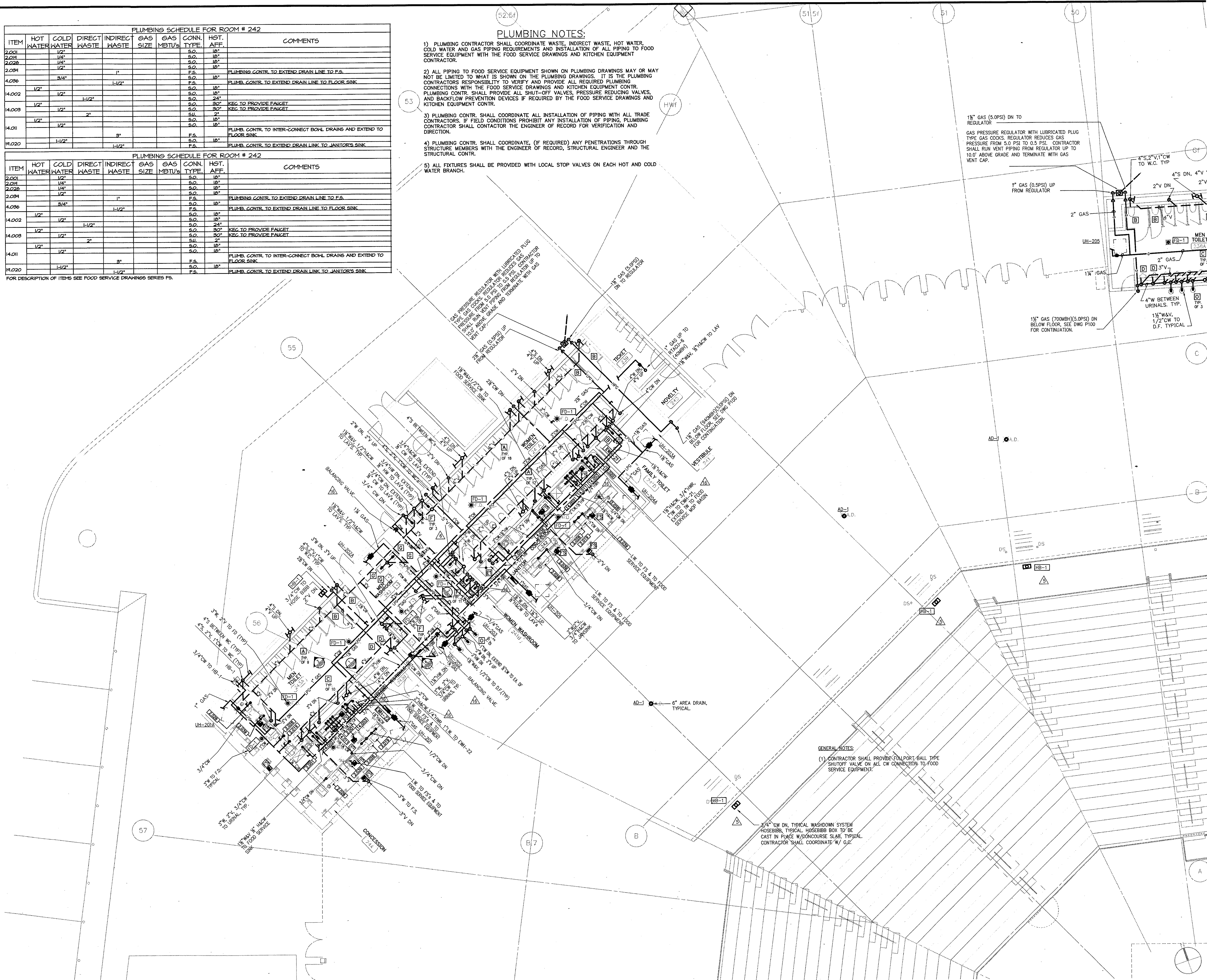
PLUMBING SCHEDULE FOR ROOM # 242									
ITEM	HOT WATER	COLD WATER	DIRECT WASTE	INDIRECT WASTE	GAS SIZE	GAS MBTU'S	CONN. TYPE	HGT. AFF.	COMMENTS
2.001	1/2"	1/2"					S.O.	10"	
2.018	1/2"	1/2"					S.O.	10"	
2.028	1/2"	1/2"					S.O.	10"	
2.084				1"			S.O.	10"	PLUMBING CONTR. TO EXTEND DRAIN LINE TO F.S.
4.036		3/4"					F.S.	10"	PLUMB. CONTR. TO EXTEND DRAIN LINE TO FLOOR SINK
14.002	1/2"	1/2"		1-1/2"			S.O.	10"	
14.003	1/2"	1/2"					S.O.	24"	REC. TO PROVIDE FAUKET
14.011	1/2"	1/2"		2"			S.U.	2"	REC. TO PROVIDE FAUKET
14.020		1-1/2"					F.S.	10"	PLUMB. CONTR. TO INTER-CONNECT BOWL DRAINS AND EXTEND TO FLOOR SINK
14.020		1-1/2"					F.S.	10"	PLUMB. CONTR. TO EXTEND DRAIN LINE TO JANITOR'S SINK

PLUMBING SCHEDULE FOR ROOM # 242									
ITEM	HOT WATER	COLD WATER	DIRECT WASTE	INDIRECT WASTE	GAS SIZE	GAS MBTU'S	CONN. TYPE	HGT. AFF.	COMMENTS
2.001	1/2"	1/2"					S.O.	10"	
2.018	1/2"	1/2"					S.O.	10"	
2.028	1/2"	1/2"					S.O.	10"	
2.084				1"			S.O.	10"	PLUMBING CONTR. TO EXTEND DRAIN LINE TO F.S.
4.036		3/4"					F.S.	10"	PLUMB. CONTR. TO EXTEND DRAIN LINE TO FLOOR SINK
14.002	1/2"	1/2"		1-1/2"			S.O.	10"	
14.003	1/2"	1/2"					S.O.	24"	REC. TO PROVIDE FAUKET
14.011	1/2"	1/2"		2"			S.U.	2"	REC. TO PROVIDE FAUKET
14.020		1-1/2"					F.S.	10"	PLUMB. CONTR. TO INTER-CONNECT BOWL DRAINS AND EXTEND TO FLOOR SINK
14.020		1-1/2"					F.S.	10"	PLUMB. CONTR. TO EXTEND DRAIN LINE TO JANITOR'S SINK

FOR DESCRIPTION OF ITEMS SEE FOOD SERVICE DRAWINGS SERIES FS.

**PLUMBING NOTES:**

- 1) PLUMBING CONTRACTOR SHALL COORDINATE WASTE, INDIRECT WASTE, HOT WATER, COLD WATER AND GAS PIPING REQUIREMENTS AND INSTALLATION OF ALL PIPING TO FOOD SERVICE EQUIPMENT WITH THE FOOD SERVICE DRAWINGS AND KITCHEN EQUIPMENT CONTRACTOR.
- 2) ALL PIPING TO FOOD SERVICE EQUIPMENT SHOWN ON PLUMBING DRAWINGS MAY OR MAY NOT BE LIMITED TO WHAT IS SHOWN ON THE PLUMBING DRAWINGS. IT IS THE PLUMBING CONTRACTOR'S RESPONSIBILITY TO VERIFY AND PROVIDE ALL REQUIRED PLUMBING CONNECTIONS WITH THE FOOD SERVICE DRAWINGS AND KITCHEN EQUIPMENT CONTR. PLUMBING CONTR. SHALL PROVIDE ALL SHUT-OFF VALVES, PRESSURE REDUCING VALVES, AND BACKFLOW PREVENTION DEVICES IF REQUIRED BY THE FOOD SERVICE DRAWINGS AND KITCHEN EQUIPMENT CONTRACTOR.
- 3) PLUMBING CONTR. SHALL COORDINATE ALL INSTALLATION OF PIPING WITH ALL TRADE CONTRACTORS. IF FIELD CONDITIONS PROHIBIT ANY INSTALLATION OF PIPING, PLUMBING CONTRACTOR SHALL CONTACT THE ENGINEER OF RECORD FOR VERIFICATION AND DIRECTION.
- 4) PLUMBING CONTR. SHALL COORDINATE, (IF REQUIRED) ANY PENETRATIONS THROUGH STRUCTURE MEMBERS WITH THE ENGINEER OF RECORD, STRUCTURAL ENGINEER AND THE STRUCTURAL CONTR.
- 5) ALL FIXTURES SHALL BE PROVIDED WITH LOCAL STOP VALVES ON EACH HOT AND COLD WATER BRANCH.



**GENERAL NOTES:**  
 (1) CONTRACTOR SHALL PROVIDE FULLPORT BALL TYPE SHUTOFF VALVE ON ALL CW CONNECTION TO FOOD SERVICE EQUIPMENT.

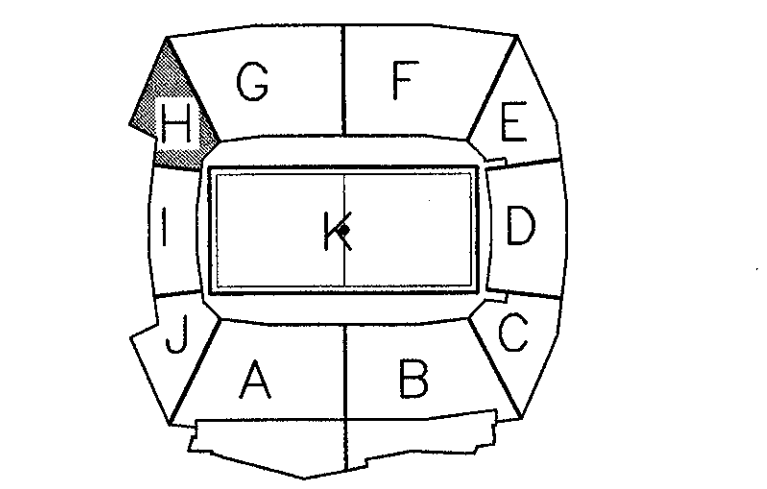
3/4" CW DN, TYPICAL WASHDOWN SYSTEM HOSEBIBS, TYPICAL HOSEBIB BOX TO BE CAST IN POORCE W/CONCRETE SLAB, TYPICAL. CONTRACTOR SHALL COORDINATE W/ G.C.

Revision	Date	No.
AS PER RF1#122/CCD#036	10/10/01	1
AS PER RF1# /CCD#039	10/30/01	2
AS PER CCD#236	05/01/03	3

**THE STADIUM AT RENTSCHLER FIELD**

- Owner**  
State of Connecticut
- Architecture**  
Ellerbe Becket, Inc.  
605 West 10th Street, Suite 200  
Kansas City, MO 64112-1905  
Telephone: 816.561.4443  
Facsimile: 816.561.2853
- Structural Engineering**  
BVH Integrated Services  
50 Griffin Road South  
Woolwich, CT 06022  
Telephone: 860.286.9171  
Facsimile: 860.242.0236
- Mechanical/Electrical Engineering**  
DTC  
558 Washington Ave  
North Haven, CT 06473  
Telephone: 203.239.6200  
Facsimile: 203.234.7319
- Civil Engineering/Traffic**  
Fuss & O'Neill  
146 Hartford Road  
Manchester, CT 06040-3021  
Telephone: 860.646.2469  
Facsimile: 860.643.6113
- Code Analysts**  
F & C Consultants, Inc.  
1021 West 10th Street, Suite 225  
Kansas City, MO 64114  
Telephone: 816.533.3377  
Facsimile: 816.533.8256
- Audio/Visual**  
Pelton Marsh Kinsella  
1420 W. Montgomery Lane, Suite 400  
Dallas, TX 75247-4951  
Telephone: 214.688.7444  
Facsimile: 214.951.7408
- Landscape Design**  
CRS  
571 Hammond Street  
Simsbury, CT 06070  
Telephone: 860.658.1988  
Facsimile: 860.658.1217
- Food Service**  
The Bigelow Companies  
1575 Universal Avenue, Suite 156  
Kansas City, MO 64138  
Telephone: 816.483.5553  
Facsimile: 816.483.5510
- Geotechnical**  
GZA Geoenvironmental  
27 Hall Road  
Vernon, CT 06066  
Telephone: 860.875.7055  
Facsimile: 860.872.2416
- Security**  
Safesecure Network  
17 E. Main Street  
New Britain, CT 06102  
Telephone: 860.354.7020  
Facsimile: 860.354.7020
- Vertical Circulation**  
Syska & Hennessy  
One Building, 16th Floor  
Cambridge, MA 02142  
Telephone: 617.577.9900  
Facsimile: 617.577.9191
- Sports Turf**  
MST  
1893 W. Katella Avenue  
Littleton, CO 80120-4462  
Telephone: 303.738.1440  
Facsimile: 303.738.2627

THESE RECORD DOCUMENTS HAVE BEEN PREPARED BASED ON INFORMATION SUPPLIED TO THE ARCHITECT/ENGINEER BY OTHERS. THE ARCHITECT/ENGINEER HAS NOT INDEPENDENTLY VERIFIED THE INFORMATION AND DISCLAIMS RESPONSIBILITY FOR THE ACCURACY AND COMPLETENESS THEREOF. THESE DRAWINGS ARE FOR REFERENCE ONLY AND ARE NOT TO BE USED FOR CONSTRUCTION WITHOUT DRAWINGS AND CALCULATIONS SPECIFICALLY PREPARED FOR ANY INTENDED ADDITIONAL WORK.



**ELLERBE BECKET**

4600 Madison Avenue  
Suite 1000  
Kansas City, MO 64112  
816.561.4443

Ellerbe Becket, Inc.

© 2003 Ellerbe Becket

**CONCOURSE LEVEL, AREA H  
PLUMBING PLAN  
ELEV. = 52'-0"**

Scale 1/8"=1'-0"

Date 08.30.03 Comm. No. 1013.0002.00  
 In Charge FP RECORD DOCUMENTS  
 Drawn By KP  
 Checked By MF

**P102H**

**1 CONCOURSE LEVEL, AREA H - FLOOR PLAN**  
 1/8"=1'-0"

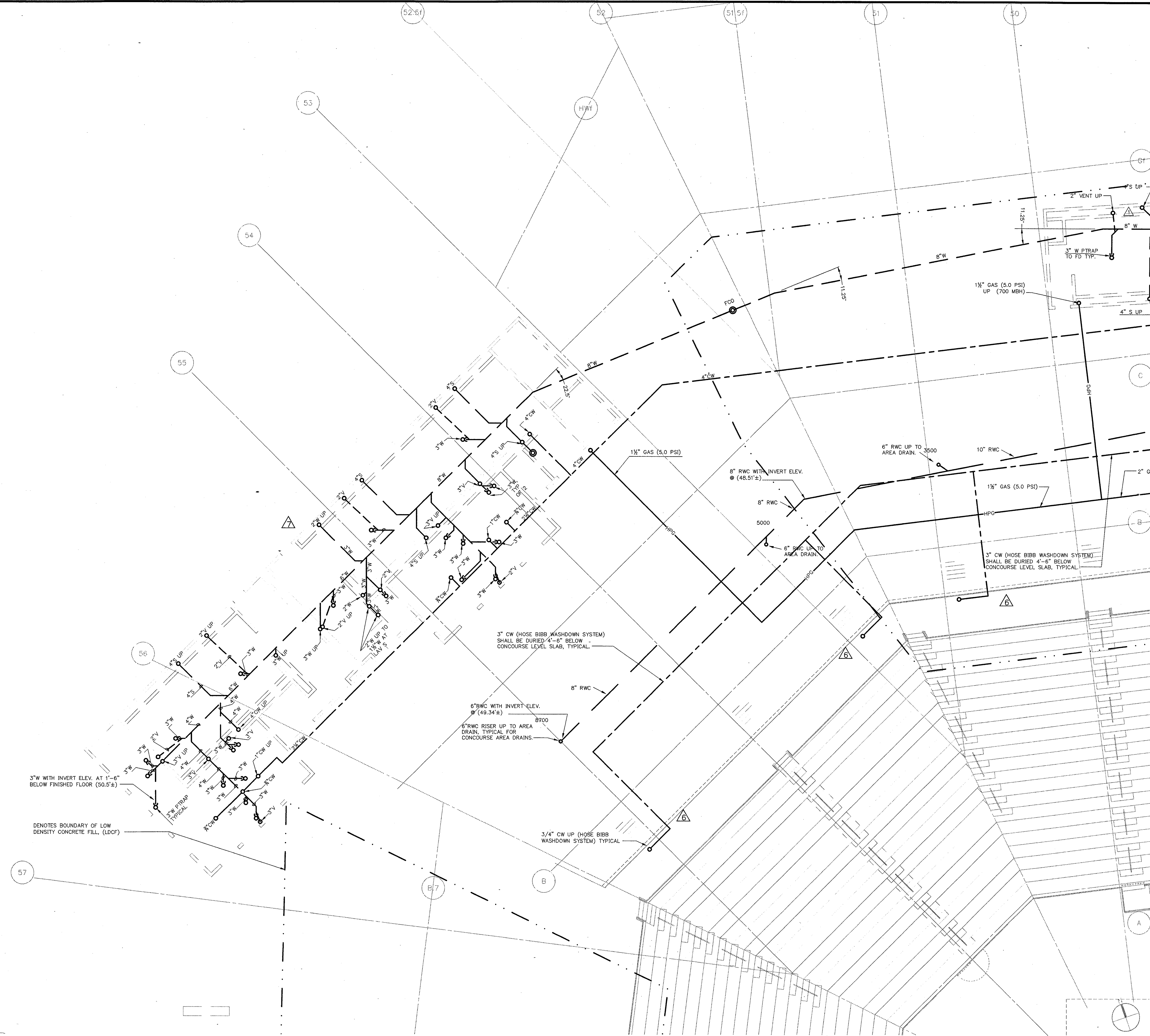
P:\2003\1013\1013\_0102\1013\_0102.dwg, 10/27/03 10:52:21 AM



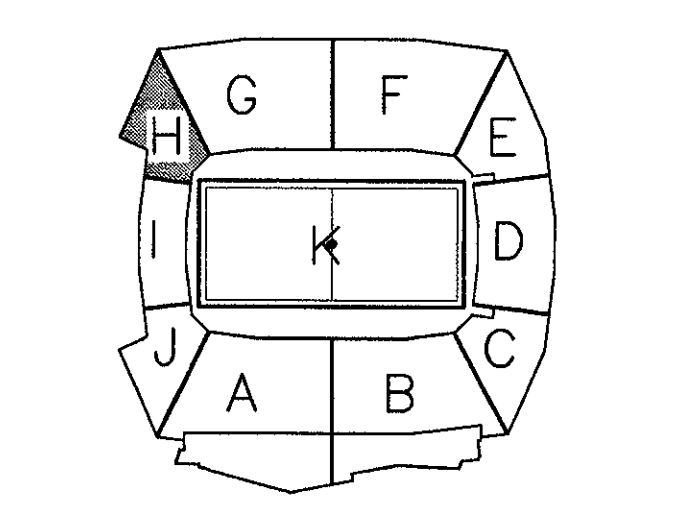
Revision	Date	No.
AS PER ADDENDUM 1	4/18/01	1
AS PER RFI# 122/CCD#036	10/10/01	2
AS PER RFI# /CCD#039	10/30/01	3

**THE STADIUM AT  
RENTSCHLER FIELD**


- Owner**  
State of Connecticut
- Architecture**  
Ellerbe Becket, Inc.  
605 West 47th Street, Suite 200  
Kansas City, MO 64113-1905  
Telephone: 816.561.4443  
Facsimile: 816.561.3843
- Landscaping Design**  
CR3  
571 Heywood Street  
Stamford, CT 06907  
Telephone: 860.658.1968  
Facsimile: 860.658.1217
- Structural Engineering**  
BVH Integrated Services  
50 Griffin Road South  
Bloomfield, CT 06002  
Telephone: 860.246.8771  
Facsimile: 860.242.8226
- Food Service**  
The Bigelow Companies  
1575 Universal Avenue, Suite 156  
Kansas City, MO 64120  
Telephone: 816.483.5533  
Facsimile: 816.483.5510
- Mechanical/Electrical Engineering**  
DTC  
277 Main Road  
North Haven, CT 06473  
Telephone: 203.239.4200  
Facsimile: 203.234.7376
- Geotechnical**  
GZA GeoEnvironmental  
277 Main Road  
Vernon, CT 06066  
Telephone: 860.875.7655  
Facsimile: 860.872.2416
- Civil Engineering/Traffic**  
Fuss & O'Neill  
146 Hartford Road  
Manchester, CT 06040-5921  
Telephone: 860.642.2469  
Facsimile: 860.643.6113
- Security**  
Safesecure Network  
17 E Back Rock Road  
New Milford, CT 06776  
Telephone: 860.356.7020  
Facsimile: 860.356.7020
- Code Analysis**  
F P & C Consultants, Inc.  
9233 Wind Parkway, Suite 225  
Kansas City, MO 64114  
Telephone: 816.523.3377  
Facsimile: 816.523.8256
- Vertical Circulation**  
Syska & Hennessy  
One Broadway, 9th Floor  
Cambridge, MA 02142  
Telephone: 617.577.9900  
Facsimile: 617.577.9191
- Audio/Visual**  
Pepton Marsh Kinsella  
1420 W. Mockingbird Lane, Suite 400  
Dallas, TX 75247-4951  
Telephone: 214.688.7444  
Facsimile: 214.951.7408
- Sports Turf**  
MST  
1893 W. Kettle Avenue  
Urbana, IL 61802-4403  
Telephone: 309.730.1400  
Facsimile: 309.730.2827



THESE RECORD DOCUMENTS HAVE BEEN PREPARED BASED ON INFORMATION SUPPLIED TO THE ARCHITECT/ENGINEER BY OTHERS. THE ARCHITECT/ENGINEER HAS NOT INDEPENDENTLY VERIFIED THE INFORMATION AND DISCLAIMS RESPONSIBILITY FOR THE ACCURACY AND COMPLETENESS THEREOF. THESE DRAWINGS ARE FOR REFERENCE ONLY AND ARE NOT TO BE USED FOR CONSTRUCTION WITHOUT DRAWINGS AND CALCULATIONS SPECIFICALLY PREPARED FOR ANY INTENDED ADDITIONAL WORK.



**ELLERBE BECKET**



4600 Madison Avenue  
Suite 1000  
Kansas City, MO 64112  
816 561 4443

Ellerbe Becket, Inc.

© 2003 Ellerbe Becket

**CONCOURSE LEVEL, AREA H  
PLUMBING PLAN  
UNDERGROUND PIPING**  
Scale 1/8"=1'-0"

Date **08.30.03** Comm. No. 1013.0002.00  
In Charge **FP** **RECORD DOCUMENTS**  
Drawn By **KP**  
Checked By **MF** **P102H1**

**1 CONCOURSE LEVEL AREA H - FLOOR PLAN**  
1/8"=1'-0"

P:\2003\1013\1013\_0002\1013\_0002.plt, 10/10/01, 10:28:39 AM







AS PER RFI#122/CCD#036 10/10/01  
 AS PER RFI# /CCD#039 10/30/01  
 AS PER RFI#380/CCD# 10/30/01  
 AS PER RFI#652/CCD#072 1/18/02

**THE STADIUM AT  
 RENTSCHLER FIELD**

Owner  
**State of Connecticut**

Architect  
**Ellerbe Becket, Inc.**  
 605 West 47th Street, Suite 200  
 Kansas City, MO 64112-1905  
 Telephone: 816.561.4443  
 Facsimile: 816.561.2883

Structural Engineering  
**BVH Integrated Services**  
 58 Goffs Road  
 Bloomfield, CT 06002  
 Telephone: 860.238.9171  
 Facsimile: 860.242.8226

Mechanical/Electrical Engineering  
**Diversified Technology Consultants**  
 555 Washington Ave  
 North Haven, CT 06473  
 Telephone: 383.229.4200  
 Facsimile: 383.224.2726

Civil Engineering/Plumbing  
**Fuss & O'Neill**  
 140 Rockford Road  
 Manchester, CT 06040-9521  
 Telephone: 860.646.2469  
 Facsimile: 860.650.8513

Landscape Design  
**CR3**  
 571 Hopewell Street  
 Shelton, CT 06484  
 Telephone: 860.652.1988  
 Facsimile: 860.658.1217

Code Analysis  
**F & C Consultants, Inc.**  
 823 West 7th Street, Suite 225  
 Kansas City, MO 64114  
 Telephone: 816.523.3377  
 Facsimile: 816.523.8256

Food Service  
**The Bigelow Companies**  
 1575 University Avenue, Suite 150  
 Kansas City, MO 64120  
 Telephone: 816.483.8553  
 Facsimile: 816.483.5510

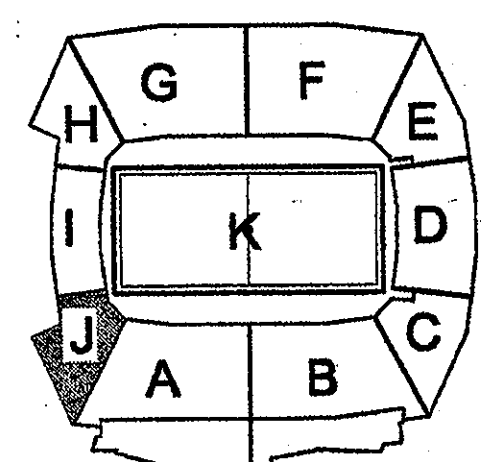
Architectural  
**Pelton Marsh Kinsella**  
 1421 W. Northridge Lane, Suite 400  
 Dallas, TX 75247-0551  
 Telephone: 214.688.7666  
 Facsimile: 214.651.7668

Geotechnical  
**GZA GeoEnvironmental**  
 27 Park Road  
 Vernon, CT 06066  
 Telephone: 860.875.7655  
 Facsimile: 860.872.2416

Structural  
**Millennium Sports Technologies**  
 1889 W. Katella Avenue  
 Upland, CA 91786-4022  
 Telephone: 360.739.1440  
 Facsimile: 360.739.2827

Vertical Circulation  
**Syska & Hennessy**  
 One Building, 20th Floor  
 Cambridge, MA 02142  
 Telephone: 617.577.3900  
 Facsimile: 617.577.5151

Security  
**Safesecure Network**  
 17 E. Rock Road  
 New Britain, CT 06276  
 Telephone: 860.354.7020  
 Facsimile: 860.354.7020



**ELLERBE BECKET**



605 West 47th Street  
 Kansas City, MO 64112-1905  
 816.561.4443

Ellerbe Becket, Inc.

© 2001 Ellerbe Becket

**CONCOURSE LEVEL, AREA J  
 PLUMBING PLAN  
 ELEV. = 52'-0"  
 Scale 1/8"=1'-0"**

Date 03.16.01 Comm. No. 1013.0002.00  
 In Charge FP **CONSTRUCTION DOCUMENTS**  
 Drawn By KP  
 Checked By MF **P102J**

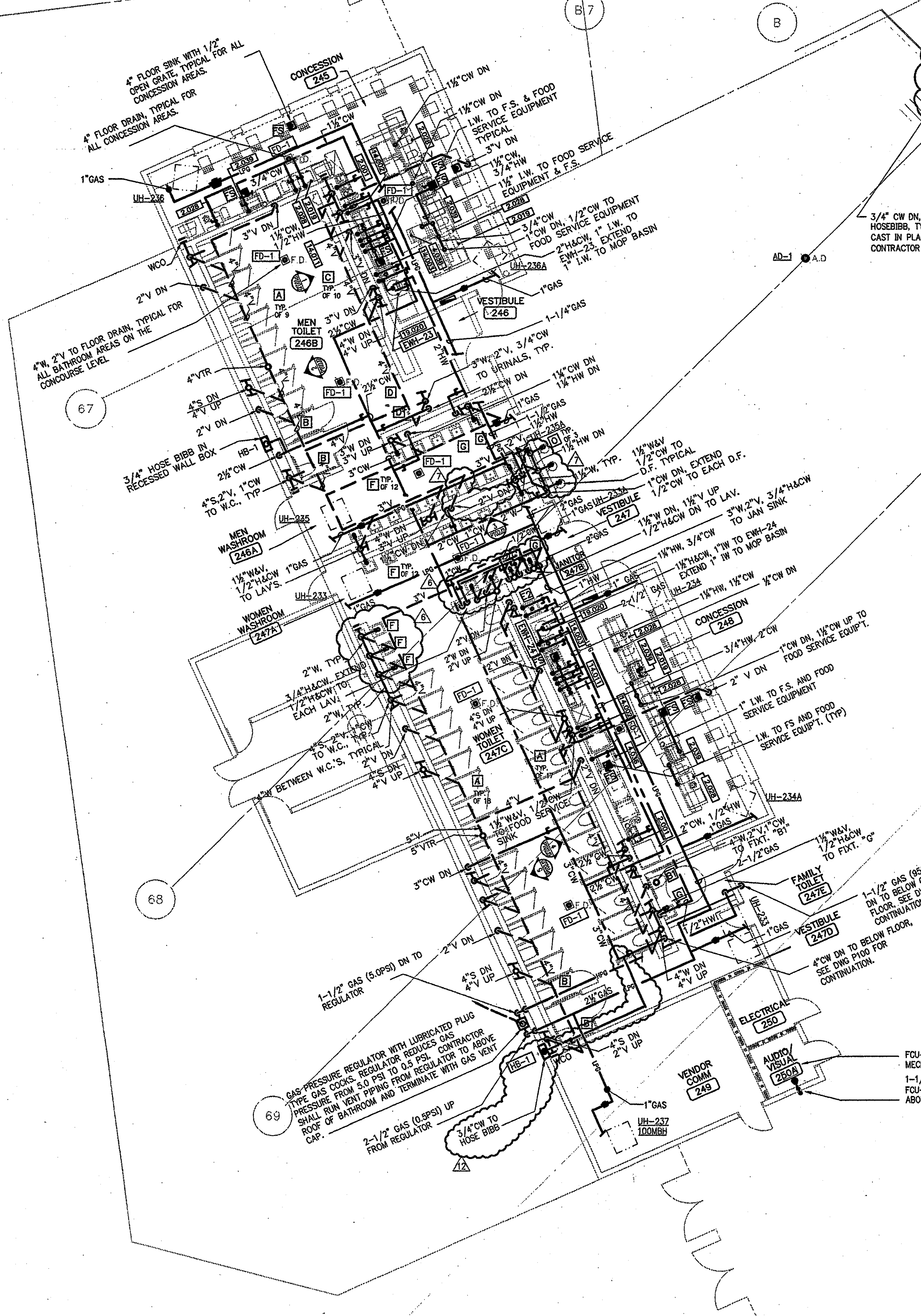
**PLUMBING SCHEDULE FOR ROOM # 245**

ITEM	HOT WATER	COLD WATER	DIRECT WASTE	INDIRECT WASTE	GAS SIZE	GAS MBTU's	CONN. TYPE	HGT. AFF.	COMMENTS
2201		1/2"					S.O.	18"	
2202		1/4"					S.O.	18"	
2203		1/2"					S.O.	18"	
2204		1/2"					S.O.	18"	PLUMBING CONTR. TO EXTEND DRAIN LINE TO F.S.
4036		3/4"		1/2"			F.S.	18"	PLUMB. CONTR. TO EXTEND DRAIN LINE TO FLOOR SINK
4002		1/2"					S.O.	18"	
4003		1/2"		1/2"			S.O.	24"	KEG TO PROVIDE PANKEIT KEG TO PROVIDE PANKEIT
4004		1/2"					S.U.	2"	
4005		1/2"					S.O.	18"	
4006		1/2"					S.O.	18"	PLUMB. CONTR. TO INTER-CONNECT BOWL DRAINS AND EXTEND TO FLOOR SINK
4007		1/2"					S.O.	18"	
4008		1/2"					S.O.	18"	PLUMB. CONTR. TO EXTEND DRAIN LINK TO JANITOR'S SINK

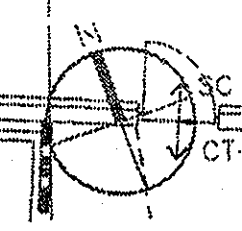

**PLUMBING SCHEDULE FOR ROOM # 249**

ITEM	HOT WATER	COLD WATER	DIRECT WASTE	INDIRECT WASTE	GAS SIZE	GAS MBTU's	CONN. TYPE	HGT. AFF.	COMMENTS
2201		1/2"					S.O.	18"	
2202		1/4"					S.O.	18"	
2203		1/2"					S.O.	18"	
2204		1/2"					S.O.	18"	PLUMBING CONTR. TO EXTEND DRAIN LINE TO F.S.
4036		3/4"		1/2"			F.S.	18"	PLUMB. CONTR. TO EXTEND DRAIN LINE TO FLOOR SINK
4002		1/2"					S.O.	18"	
4003		1/2"		1/2"			S.O.	24"	KEG TO PROVIDE PANKEIT KEG TO PROVIDE PANKEIT
4004		1/2"					S.U.	2"	
4005		1/2"					S.O.	18"	
4006		1/2"					S.O.	18"	PLUMB. CONTR. TO INTER-CONNECT BOWL DRAINS AND EXTEND TO FLOOR SINK
4007		1/2"					S.O.	18"	
4008		1/2"					S.O.	18"	PLUMB. CONTR. TO EXTEND DRAIN LINK TO JANITOR'S SINK

- PLUMBING NOTES:**
- 1) PLUMBING CONTRACTOR SHALL COORDINATE WASTE, INDIRECT WASTE, HOT WATER, COLD WATER AND GAS PIPING REQUIREMENTS AND INSTALLATION OF ALL PIPING TO FOOD SERVICE EQUIPMENT WITH THE FOOD SERVICE DRAWINGS AND KITCHEN EQUIPMENT CONTRACTOR.
  - 2) ALL PIPING TO FOOD SERVICE EQUIPMENT SHOWN ON PLUMBING DRAWINGS MAY OR MAY NOT BE LIMITED TO WHAT IS SHOWN ON THE PLUMBING DRAWINGS. IT IS THE PLUMBING CONTRACTOR'S RESPONSIBILITY TO VERIFY AND PROVIDE ALL REQUIRED PLUMBING CONNECTIONS WITH THE FOOD SERVICE DRAWINGS AND KITCHEN EQUIPMENT CONTRACTOR. PLUMBING CONTR. SHALL PROVIDE ALL SHUT-OFF VALVES, PRESSURE REDUCING VALVES, AND BACKFLOW PREVENTION DEVICES IF REQUIRED BY THE FOOD SERVICE DRAWINGS AND KITCHEN EQUIPMENT CONTR.
  - 3) PLUMBING CONTR. SHALL COORDINATE ALL INSTALLATION OF PIPING WITH ALL TRADE CONTRACTORS. IF FIELD CONDITIONS PROHIBIT ANY INSTALLATION OF PIPING, PLUMBING CONTRACTOR SHALL CONTACT THE ENGINEER OF RECORD FOR VERIFICATION AND DIRECTION.
  - 4) PLUMBING CONTR. SHALL COORDINATE, (IF REQUIRED) ANY PENETRATIONS THROUGH STRUCTURE MEMBERS WITH THE ENGINEER OF RECORD, STRUCTURAL ENGINEER AND THE STRUCTURAL CONTR.



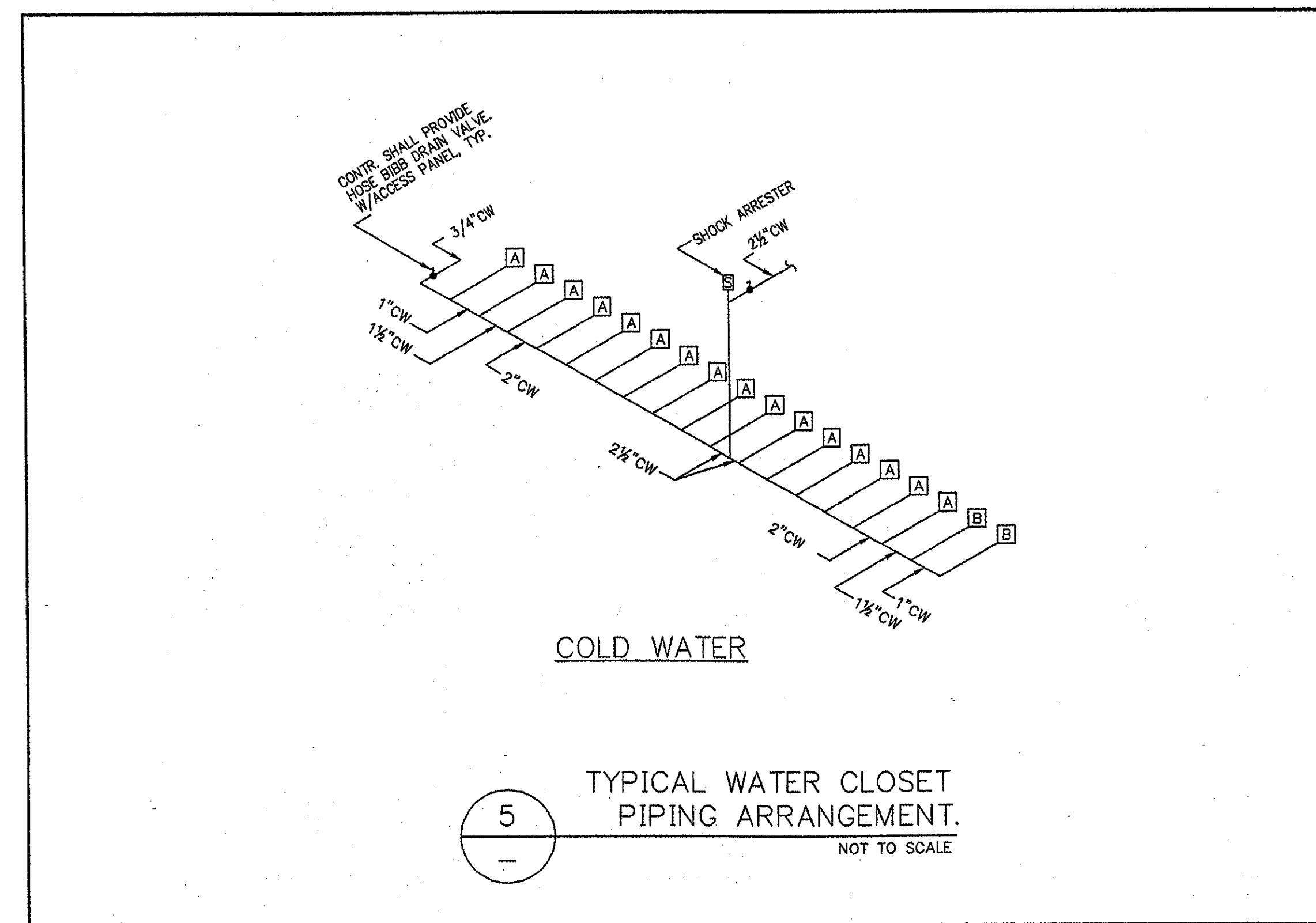
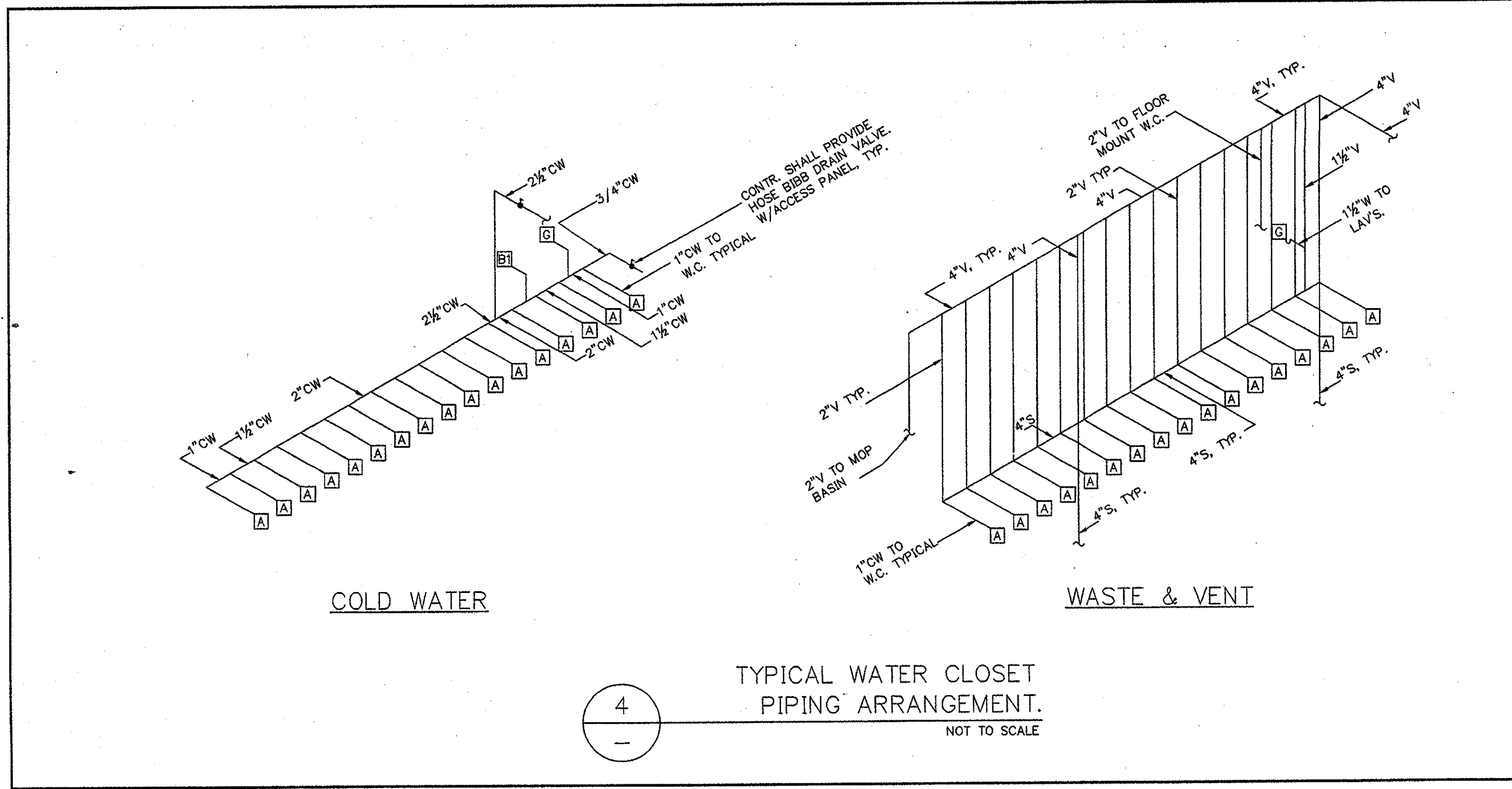
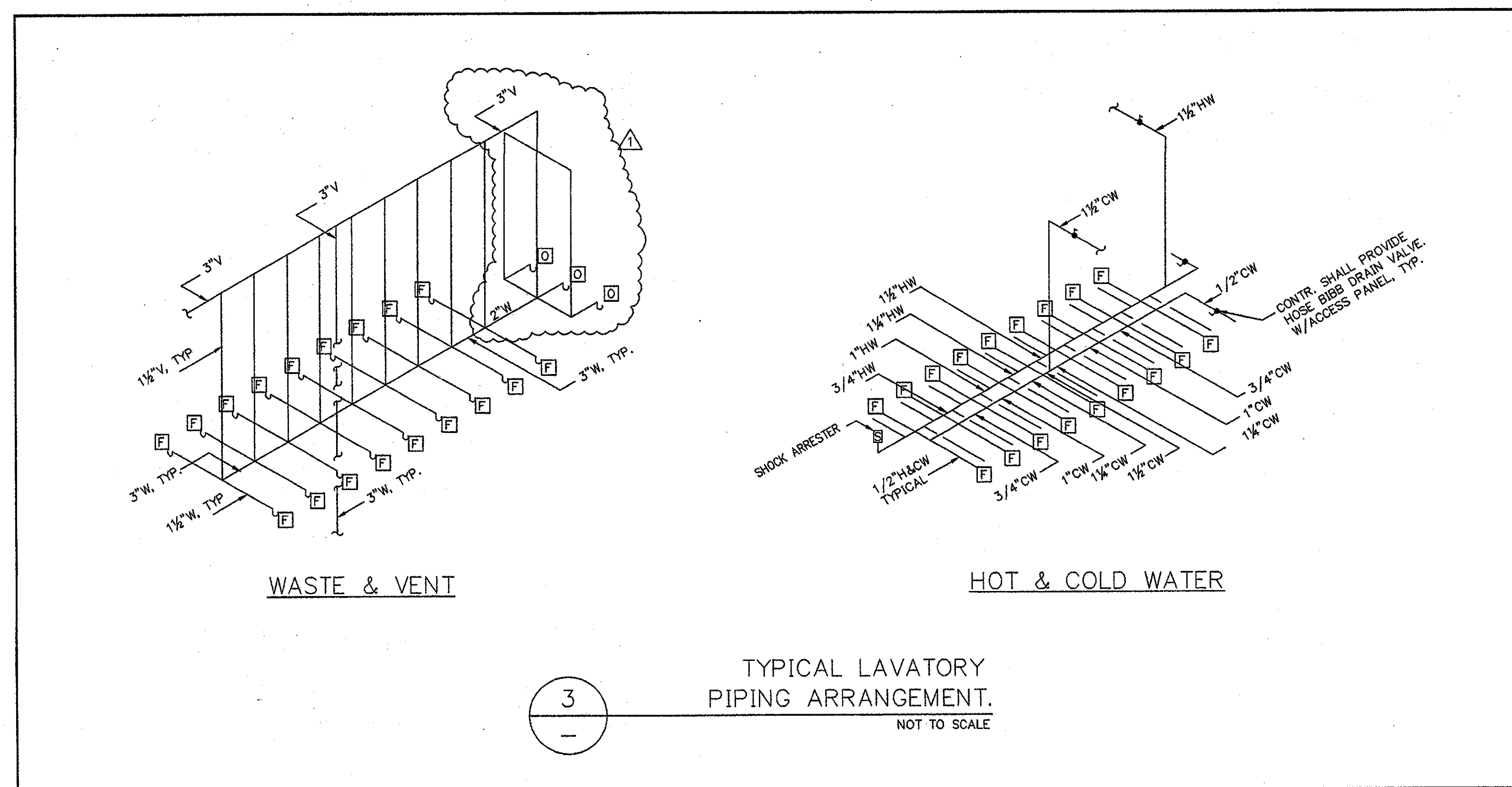
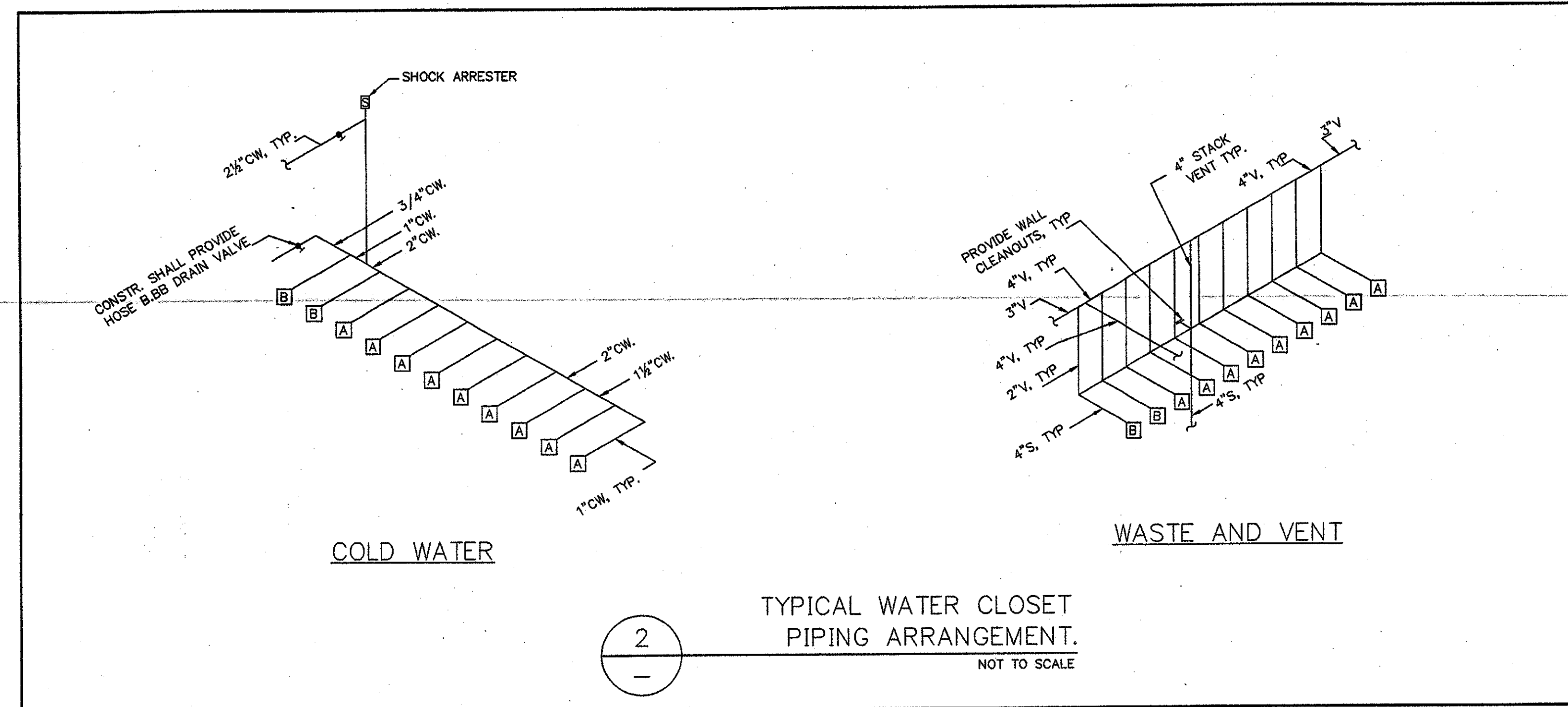
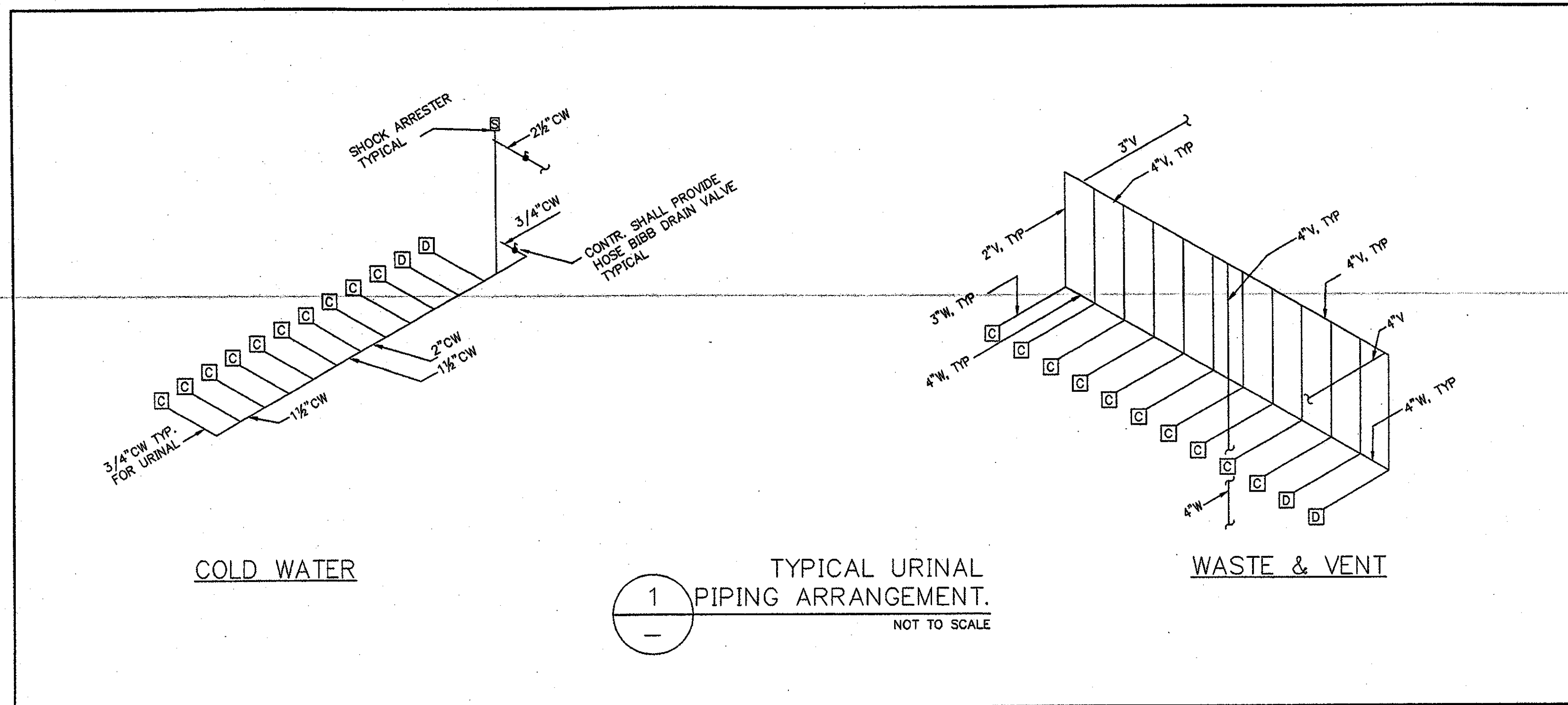
**1 CONCOURSE LEVEL, AREA J - FLOOR PLAN**  
 1/8"=1'-0"











**THE STADIUM AT RENTSCHLER FIELD**

Owner  
 State of Connecticut

Architect  
**Ellerbe Becket, Inc.**  
 605 West 47th Street, Suite 200  
 Kansas City, MO 64112-1905  
 Telephone: 816.561.4442  
 Facsimile: 816.561.3559

Structural Engineering  
**BVH Integrated Services**  
 59 Gaffney Road South  
 Bloomfield, CT 06002  
 Telephone: 860.235.8171  
 Facsimile: 860.242.8258

Mechanical/Electrical Engineering  
**Diversified Technology Consultants**  
 550 Washington Ave  
 North Haven, CT 06473  
 Telephone: 203.229.6220  
 Facsimile: 203.274.3276

Civil Engineering/Traffic  
**Fuss & O'Neill**  
 140 Hartford Road  
 Meriden, CT 06450-2021  
 Telephone: 860.662.3400  
 Facsimile: 860.648.8113

Landscape Design  
**CR3**  
 571 Hopewell Street  
 Simsbury, CT 06070  
 Telephone: 860.658.1918  
 Facsimile: 860.658.1217

Code Analysis  
**F P & C Consultants, Inc.**  
 9228 Wind Pathway, Suite 228  
 Kansas City, MO 64114  
 Telephone: 816.523.1377  
 Facsimile: 816.523.8258

Food Service  
**The Bigelow Companies**  
 1575 University Avenue, Suite 116  
 Kansas City, MO 64110  
 Telephone: 816.463.5555  
 Facsimile: 816.463.5516


Acoustical  
**Pelton Marsh Kinsella**  
 1420 W. Montpelier Lane, Suite 400  
 Dallas, TX 75247-8857  
 Telephone: 214.688.7644  
 Facsimile: 214.691.9428

Geotechnical  
**GZA GeoEnvironmental**  
 27 Main Street  
 Vernon, CT 06069  
 Telephone: 860.875.7255  
 Facsimile: 860.872.1416

Sports Turf  
**Millennium Sports Technologies**  
 1803 W. 126th Avenue  
 Ulenia, CO 80120-4102  
 Telephone: 303.738.1440  
 Facsimile: 303.735.2627

Vertical Circulation  
**Syska & Hennessy**  
 One Broadway, 38th Floor  
 Cambridge, MA 02142  
 Telephone: 617.577.8900  
 Facsimile: 617.577.9191

Security  
**Safesecure Network**  
 17 E. Rock Road  
 New Milford, CT 06776  
 Telephone: 860.552.7620  
 Facsimile: 860.554.7620



**ELLERBE BECKET**



605 West 47th Street  
 Kansas City, MO 64112-1905  
 816.561.4443


Ellerbe Becket, Inc.

© 2001 Ellerbe Becket

**CONCOURSE LEVEL, AREA J  
 PLUMBING RISERS**

Scale 1/8"=1'-0"

Date 03.16.01 Comm. No. 1013.0002.00  
 In Charge FSP  
 Drawn By JCP  
 Checked by LS  
**CONSTRUCTION DOCUMENTS**  
**P102J2**





Revision	Date	No.
GENERAL REVISIONS	10/30/01	1
AS PER CCD#070	12/12/01	2
AS PER RFI#346/CCD#058	12/12/01	3
AS PER CCD#074	12/12/01	4
AS PER CCD#075	12/12/01	5
AS PER RFI#478/CCD#049	12/28/01	6
AS PER CCD#236	05/01/03	7

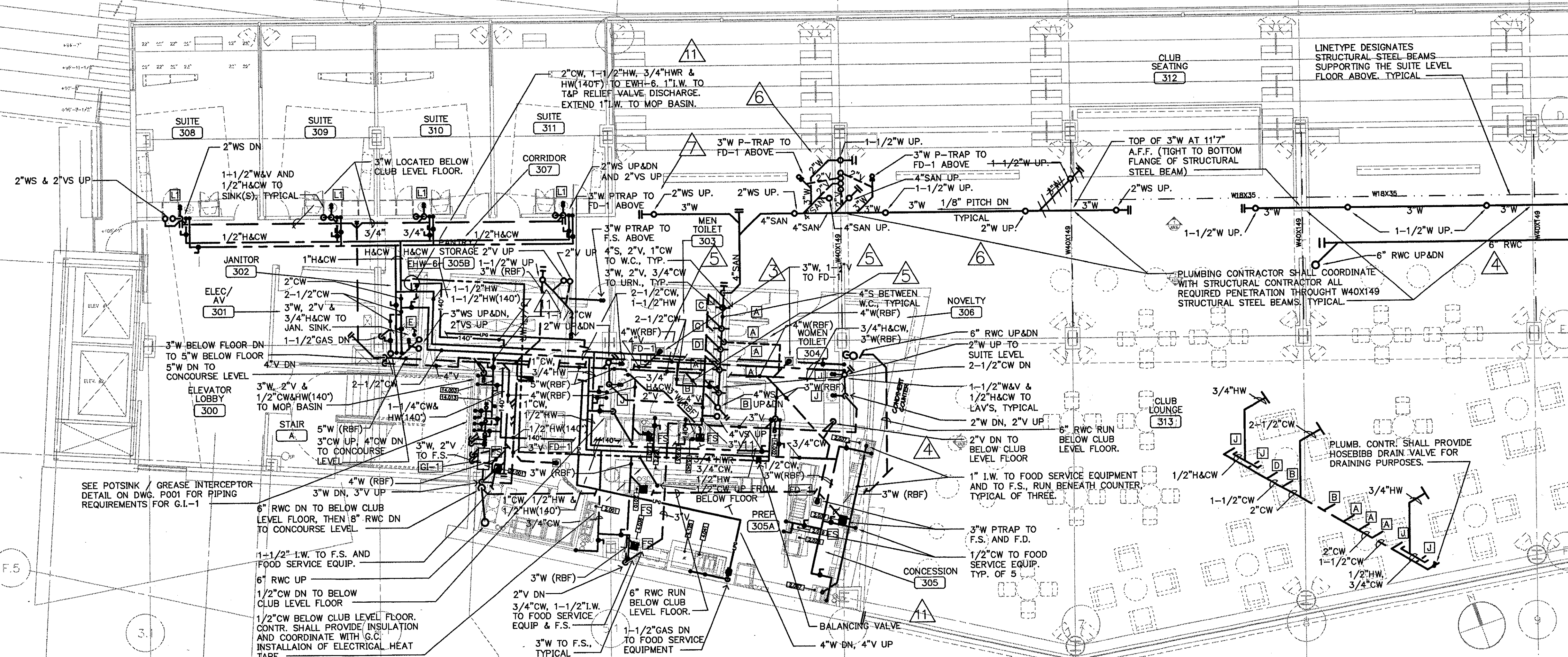
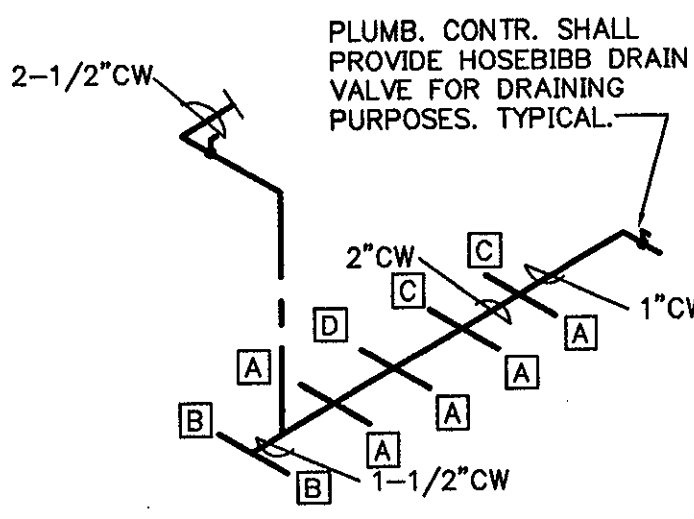
**PLUMBING NOTES:**

- 1) PLUMBING CONTRACTOR SHALL COORDINATE WASTE, INDIRECT WASTE, HOT WATER, COLD WATER AND GAS PIPING REQUIREMENTS AND INSTALLATION OF ALL PIPING TO FOOD SERVICE EQUIPMENT WITH THE FOOD SERVICE DRAWINGS AND KITCHEN EQUIPMENT CONTRACTOR.
- 2) ALL PIPING TO FOOD SERVICE EQUIPMENT SHOWN ON PLUMBING DRAWINGS MAY OR MAY NOT BE LIMITED TO WHAT IS SHOWN ON THE PLUMBING DRAWINGS. IT IS THE PLUMBING CONTRACTOR'S RESPONSIBILITY TO VERIFY AND PROVIDE ALL REQUIRED PLUMBING CONNECTIONS WITH THE FOOD SERVICE DRAWINGS AND KITCHEN EQUIPMENT CONTRACTOR. PLUMBING CONTRACTOR SHALL PROVIDE ALL SHUT-OFF VALVES, PRESSURE REDUCING VALVES, AND BACKFLOW PREVENTION DEVICES IF REQUIRED BY THE FOOD SERVICE DRAWINGS AND KITCHEN EQUIPMENT CONTRACTOR.
- 3) PLUMBING CONTRACTOR SHALL COORDINATE ALL INSTALLATION OF PIPING WITH ALL TRADE CONTRACTORS. IF FIELD CONDITIONS PROHIBIT ANY INSTALLATION OF PIPING, PLUMBING CONTRACTOR SHALL CONTACT THE ENGINEER OF RECORD FOR VERIFICATION AND DIRECTION.
- 4) PLUMBING CONTRACTOR SHALL COORDINATE (IF REQUIRED) ANY PENETRATIONS THROUGH STRUCTURE MEMBERS WITH THE ENGINEER OF RECORD, STRUCTURAL ENGINEER AND THE STRUCTURAL CONTRACTOR.
- 5) ELECTRIC HOT WATER HEATERS TO BE MOUNTED ABOVE THE CEILING. PLUMBING CONTRACTOR SHALL PROVIDE SHELVING MATERIAL AND ANCHORING SYSTEM THAT WILL BE CAPABLE OF SUPPORTING THE WATER HEATER.
- 6) REFER TO ELECTRIC HOT WATER HEATER PIPING DETAIL ON DWG P001 FOR PIPING REQUIREMENTS AT THE HOT WATER HEATER.

PLUMBING SCHEDULE FOR ROOM # 305									
ITEM	HOT WATER	COLD WATER	DIRECT WASTE	INDIRECT WASTE	GAS SIZE	GAS MBTU'S	CONN. TYPE	HGT. AFF.	COMMENTS
2.001		1/2"					F.S.	10'	PLUMB. CONTR. TO EXTEND DRAIN LINE TO FLOOR SINK
2.010		1/2"		1"			F.S.	10'	
2.018		3/8"	1/4"				F.S.	48"	WATER MUST BE A MINIMUM 140 DEGREES
2.022		1/2"					F.S.	10'	
2.027		1/2"					F.S.	10'	PLUMB. CONTR. TO EXTEND DRAIN LINE FROM SODA DISPENSER AND REFER TO RFI#478 FOR SINK
4.036		3/4"		1/2"			F.S.	10'	PLUMB. CONTR. TO EXTEND DRAIN LINE TO FLOOR SINK
4.041					1/2"	122	F.S.	10'	PLUMB. CONTR. TO CONNECT TO GAS SUPPLY WITH FLEXIBLE CONNECTOR ASSEMBLY, KEG TO PROVIDE GAS PRESSURE REGULATOR & HOSE W/KNICK DISCONNECT AS REQUIRED.
4.125					3/4"	60	F.S.	10'	PLUMB. CONTR. TO CONNECT TO GAS SUPPLY WITH FLEXIBLE CONNECTOR ASSEMBLY, KEG TO PROVIDE GAS PRESSURE REGULATOR & HOSE W/KNICK DISCONNECT AS REQUIRED.
14.002	1/2"	1/2"	1/2"				F.S.	24"	KEG TO PROVIDE FAUCET
14.003	1/2"	1/2"					F.S.	30"	KEG TO PROVIDE FAUCET
14.013	1/2"	1/2"					F.S.	18"	PLUMB. CONTR. TO INTER-CONNECT BOWL DRAINS AND EXTEND TO GREASE TRAP
15.043							F.S.	10'	PLUMB. CONTR. TO EXTEND DRAIN LINE FROM REFRIGERATION UNIT TO FLOOR SINK
15.020							F.S.	10'	PLUMB. CONTR. TO EXTEND DRAIN LINE FROM REFRIGERATION UNIT TO FLOOR SINK
22.001							F.S.	10'	PLUMB. CONTR. TO EXTEND DRAIN LINE FROM REFRIGERATION UNIT TO FLOOR SINK

**PLUMBING NOTES FOR CLUB LEVEL**

- 1) ALL SANITARY/WASTE AND RAIN WATER CONDUIT (RWC) PIPING BELOW THE CLUB LEVEL FINISHED FLOOR ELEVATION SHALL BE HEAT TRACED AND INSULATED WITH 2" FIBERGLASS INSULATION WITH A PVC JACKET. CONTR. SHALL COORDINATE HEAT TRACING INSTALLATION WITH ELEC. CONTR.

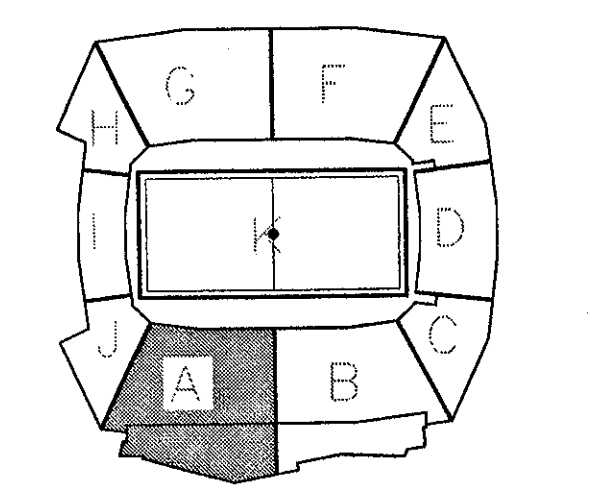


**1 CLUB LEVEL AREA A - FLOOR PLAN**  
1/8"=1'-0"

**THE STADIUM AT RENTSCHLER FIELD**

- Owner: State of Connecticut
- Architect: **Ellerbe Becket, Inc.**  
571 Hopewell Street  
Seymour, CT 06470  
Telephone: 860.551.4443  
Facsimile: 860.541.2883
- Structural Engineering: **BVH Integrated Services**  
50 Griffin Road South  
Bloomfield, CT 06002  
Telephone: 860.288.9171  
Facsimile: 860.342.0236
- Mechanical/Electrical Engineering: **DTC**  
858 Washington Ave  
North Haven, CT 06473  
Telephone: 203.239.4200  
Facsimile: 203.234.7376
- Civil Engineering/Traffic: **Fuss & O'Neill**  
146 Hartford Road  
Manchester, CT 06040-0211  
Telephone: 860.646.2669  
Facsimile: 860.643.6133
- Code Analysts: **F.P. & C. Consultants, Inc.**  
833 West 12th Street, Suite 225  
Kansas City, MO 64114  
Telephone: 816.233.3377  
Facsimile: 816.233.8296
- AutoCAD: **Pelton Marsh Kinsella**  
1402 W. Meadbrook Lane, Suite 400  
Dallas, TX 75247-4691  
Telephone: 214.688.7444  
Facsimile: 214.951.7408
- Landscaping Design: **CRS**  
571 Hopewell Street  
Seymour, CT 06470  
Telephone: 860.558.1988  
Facsimile: 860.558.1217
- Food Service: **The Bigelow Companies**  
1575 Universal Avenue, Suite 156  
Kansas City, MO 64128  
Telephone: 816.483.5553  
Facsimile: 816.483.5510
- Geotechnical: **GZA GeoEnvironmental**  
27 North Road  
Vernon, CT 06066  
Telephone: 860.875.7655  
Facsimile: 860.872.2416
- Security: **Safesecure Network**  
17 E. Back Road Road  
New Britain, CT 06775  
Telephone: 860.354.7020  
Facsimile: 860.354.7020
- Vertical Circulation: **Syska & Hennessy**  
One Beakley, 9th Floor  
Cambridge, MA 02142  
Telephone: 617.577.9900  
Facsimile: 617.577.9191
- Sports Turf: **MST**  
1883 W. Kellie Avenue  
Littleton, CO 80120-4402  
Telephone: 303.780.1440  
Facsimile: 303.780.2627

THESE RECORD DOCUMENTS HAVE BEEN PREPARED BASED ON INFORMATION SUPPLIED TO THE ARCHITECT/ENGINEER BY OTHERS. THE ARCHITECT/ENGINEER HAS NOT INDEPENDENTLY VERIFIED THE INFORMATION AND DISCLAIMS RESPONSIBILITY FOR THE ACCURACY AND COMPLETENESS THEREOF. THESE DRAWINGS ARE FOR REFERENCE ONLY AND ARE NOT TO BE USED FOR CONSTRUCTION WITHOUT DRAWINGS AND CALCULATIONS SPECIFICALLY PREPARED FOR ANY INTENDED ADDITIONAL WORK.



**ELLERBE BECKET**

4600 Madison Avenue  
Suite 1000  
Kansas City, MO 64112  
816.561.4443

Ellerbe Becket, Inc.  
Comm. No. 1013.0002.00

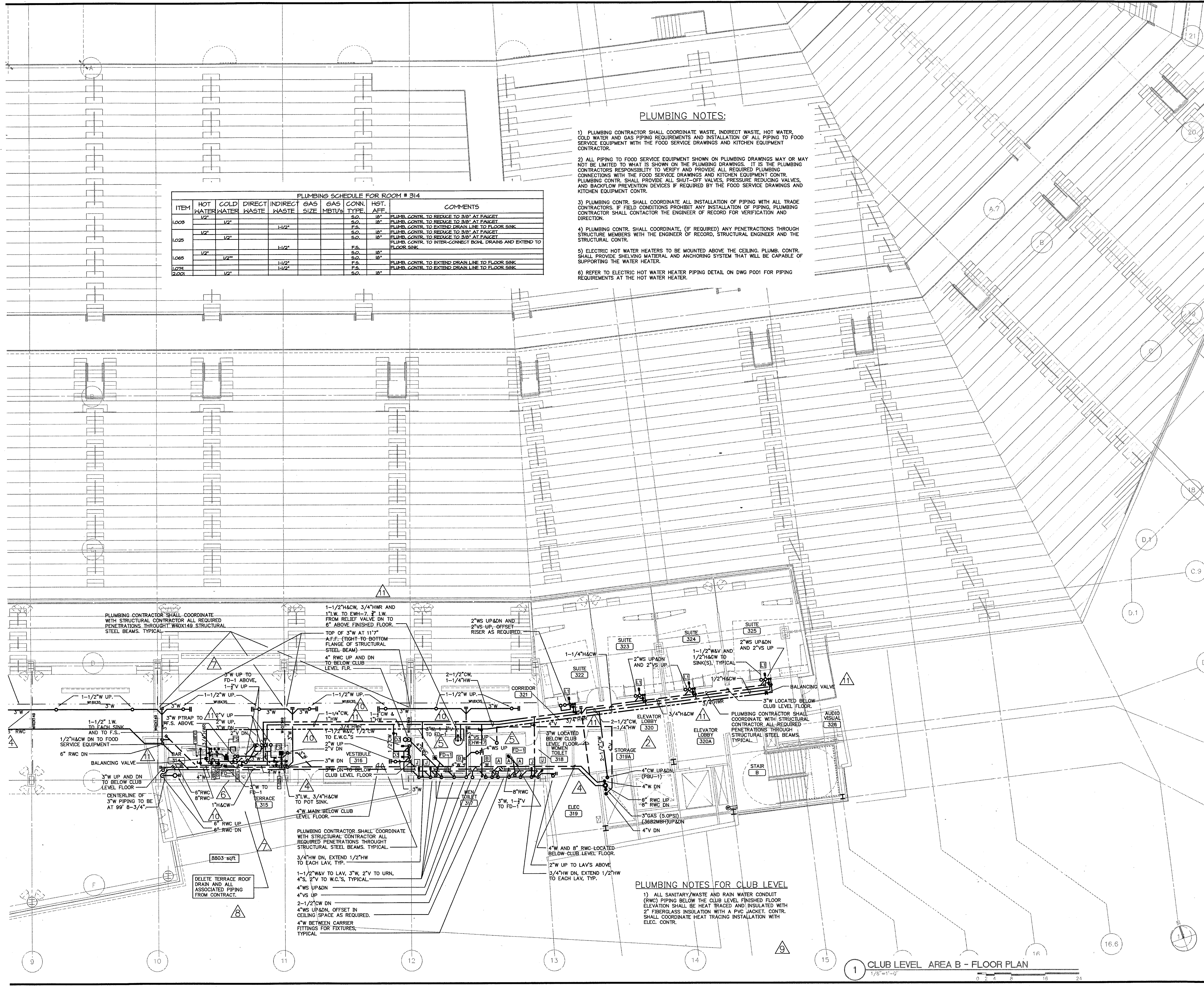
© 2003 Ellerbe Becket

**CLUB LEVEL AREA A PLUMBING PLAN**  
ELEV. = 100'-9"  
Scale 1/8"=1'-0"

Date: 08.30.03  
In Charge: FP  
Drawn By: KP  
Checked By: MF

Comm. No. 1013.0002.00  
**RECORD DOCUMENTS**  
**P103A**





PLUMBING SCHEDULE FOR ROOM # 314

ITEM	HOT WATER	COLD WATER	DIRECT WASTE	INDIRECT WASTE	GAS SIZE	GAS MBTU'S	CONN. TYPE	HGT. AFF.	COMMENTS
1003	1/2"	1/2"		1/2"			FS	10'	PLUMB. CONTR. TO REDUCE TO 3/8" AT FAUCET
							FS	10'	PLUMB. CONTR. TO REDUCE TO 3/8" AT FAUCET
							FS	10'	PLUMB. CONTR. TO EXTEND DRAIN LINE TO FLOOR SINK
1025	1/2"	1/2"		1/2"			FS	10'	PLUMB. CONTR. TO REDUCE TO 3/8" AT FAUCET
							FS	10'	PLUMB. CONTR. TO REDUCE TO 3/8" AT FAUCET
							FS	10'	PLUMB. CONTR. TO INTER-CONNECT BOWL DRAINS AND EXTEND TO FLOOR SINK
1065	1/2"	1/2"		1/2"			FS	10'	PLUMB. CONTR. TO EXTEND DRAIN LINE TO FLOOR SINK
1074				1/2"			FS	10'	PLUMB. CONTR. TO EXTEND DRAIN LINE TO FLOOR SINK
2001		1/2"		1/2"			FS	10'	PLUMB. CONTR. TO EXTEND DRAIN LINE TO FLOOR SINK

**PLUMBING NOTES:**

- 1) PLUMBING CONTRACTOR SHALL COORDINATE WASTE, INDIRECT WASTE, HOT WATER, COLD WATER AND GAS PIPING REQUIREMENTS AND INSTALLATION OF ALL PIPING TO FOOD SERVICE EQUIPMENT WITH THE FOOD SERVICE DRAWINGS AND KITCHEN EQUIPMENT CONTRACTOR.
- 2) ALL PIPING TO FOOD SERVICE EQUIPMENT SHOWN ON PLUMBING DRAWINGS MAY OR MAY NOT BE LIMITED TO WHAT IS SHOWN ON THE PLUMBING DRAWINGS. IT IS THE PLUMBING CONTRACTOR'S RESPONSIBILITY TO VERIFY AND PROVIDE ALL REQUIRED PLUMBING CONNECTIONS WITH THE FOOD SERVICE DRAWINGS AND KITCHEN EQUIPMENT CONTR. PLUMBING CONTR. SHALL PROVIDE ALL SHUT-OFF VALVES, PRESSURE REDUCING VALVES, AND BACKFLOW PREVENTION DEVICES IF REQUIRED BY THE FOOD SERVICE DRAWINGS AND KITCHEN EQUIPMENT CONTR.
- 3) PLUMBING CONTR. SHALL COORDINATE ALL INSTALLATION OF PIPING WITH ALL TRADE CONTRACTORS. IF FIELD CONDITIONS PROHIBIT ANY INSTALLATION OF PIPING, PLUMBING CONTRACTOR SHALL CONTACT THE ENGINEER OF RECORD FOR VERIFICATION AND DIRECTION.
- 4) PLUMBING CONTR. SHALL COORDINATE, (IF REQUIRED) ANY PENETRATIONS THROUGH STRUCTURE MEMBERS WITH THE ENGINEER OF RECORD, STRUCTURAL ENGINEER AND THE STRUCTURAL CONTR.
- 5) ELECTRIC HOT WATER HEATERS TO BE MOUNTED ABOVE THE CEILING. PLUMB. CONTR. SHALL PROVIDE SHELVING MATERIAL AND ANCHORING SYSTEM THAT WILL BE CAPABLE OF SUPPORTING THE WATER HEATER.
- 6) REFER TO ELECTRIC HOT WATER HEATER PIPING DETAIL ON DWG P001 FOR PIPING REQUIREMENTS AT THE HOT WATER HEATER.

Revision	Date	No.
AS PER ADDENDUM 1	4/18/01	1
AS PER RFI #311	10/01/01	2
AS PER CCD#070	12/12/01	3
AS PER RFI#346/CCD#058	12/12/01	4
AS PER RFI#557/CCD#073	12/12/01	5
AS PER CCD#075	12/12/01	6
AS PER RFI#366/CCD#084	12/28/01	7
AS PER RFI#478/CCD#049	12/28/01	8
AS PER RFI#640/ASL#097	01/04/02	9
AS PER CCD#236	05/01/03	10

**THE STADIUM AT RENTSCHLER FIELD**

**Owner**  
State of Connecticut

**Architect**  
Ellerbe Becket, Inc.  
905 West 47th Street, Suite 200  
Kansas City, MO 64112-1995  
Telephone: 816.561.4443  
Facsimile: 816.561.2883

**Structural Engineering**  
BVH Integrated Services  
50 Griffin Road South  
Bloomfield, CT 06002  
Telephone: 860.286.9171  
Facsimile: 860.242.0236

**Mechanical/Electrical Engineering**  
DTC  
550 Washington Ave  
North Haven, CT 06473  
Telephone: 203.239.4200  
Facsimile: 203.234.7376

**Civil Engineering/Traffic**  
Fuss & O'Neill  
146 Hartford Road  
Manchester, CT 06040-0921  
Telephone: 860.246.2469  
Facsimile: 860.643.6113

**Code Analysts**  
F & C Consultants, Inc.  
323 West 12th Street, Suite 225  
Kansas City, MO 64114  
Telephone: 816.233.3377  
Facsimile: 816.233.8256

**Audio/Visual**  
Pelton Marsh Kinsella  
1420 W. Meadglens Lane, Suite 400  
Dallas, TX 75247-4991  
Telephone: 214.688.7444  
Facsimile: 214.951.7408

**Landscape Design**  
CRS  
571 Independence Street  
Storrs, CT 06269  
Telephone: 860.658.1988  
Facsimile: 860.658.1217

**Food Service**  
The Bigelow Companies  
1575 Universal Avenue, Suite 156  
Kansas City, MO 64126  
Telephone: 816.483.5553  
Facsimile: 816.483.5510

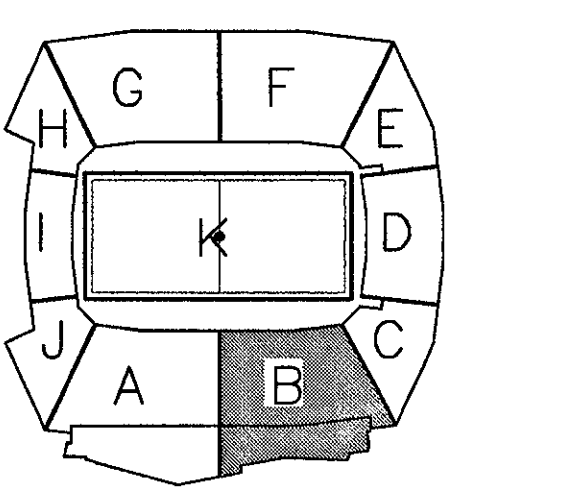
**Geotechnical**  
GZA GeoEnvironmental  
27 New Bank  
Vernon, CT 06066  
Telephone: 860.875.7655  
Facsimile: 860.872.2416

**Security**  
Safesecure Network  
17 E. Rock Road  
New Milford, CT 06076  
Telephone: 860.354.7020  
Facsimile: 860.354.7020

**Vertical Circulation**  
Syska & Hennessy  
200 West 12th Street, 20th Floor  
Cambridge, MA 02142  
Telephone: 617.577.9900  
Facsimile: 617.577.9191

**Specialty**  
MST  
1893 W. Katella Avenue  
Lubbock, TX 79402-4002  
Telephone: 807.782.1400  
Facsimile: 807.782.1827

THESE RECORD DOCUMENTS HAVE BEEN PREPARED BASED ON INFORMATION SUPPLIED TO THE ARCHITECT/ENGINEER BY OTHERS. THE ARCHITECT/ENGINEER HAS NOT INDEPENDENTLY VERIFIED THE INFORMATION AND DISCLAIMS RESPONSIBILITY FOR THE ACCURACY AND COMPLETENESS THEREOF. THESE DRAWINGS ARE FOR REFERENCE ONLY AND ARE NOT TO BE USED FOR CONSTRUCTION WITHOUT DRAWINGS AND CALCULATIONS SPECIFICALLY PREPARED FOR ANY INTENDED ADDITIONAL WORK.



**ELLERBE BECKET**

4600 Madison Avenue  
Suite 1000  
Kansas City, MO 64112  
816.561.4443

Ellerbe Becket, Inc.

© 2003 Ellerbe Becket

**CLUB LEVEL, AREA B  
PLUMBING PLAN  
ELEV. = 100'-9"  
Scale 1/8"=1'-0"**

Date: 08.30.03 Comm. No. 1013.0002.00  
In Charge: FP **RECORD DOCUMENTS**  
Drawn By: KP  
Checked By: MF **P103B**

**1 CLUB LEVEL AREA B - FLOOR PLAN**  
1/8"=1'-0" 0 2 4 8 16 24



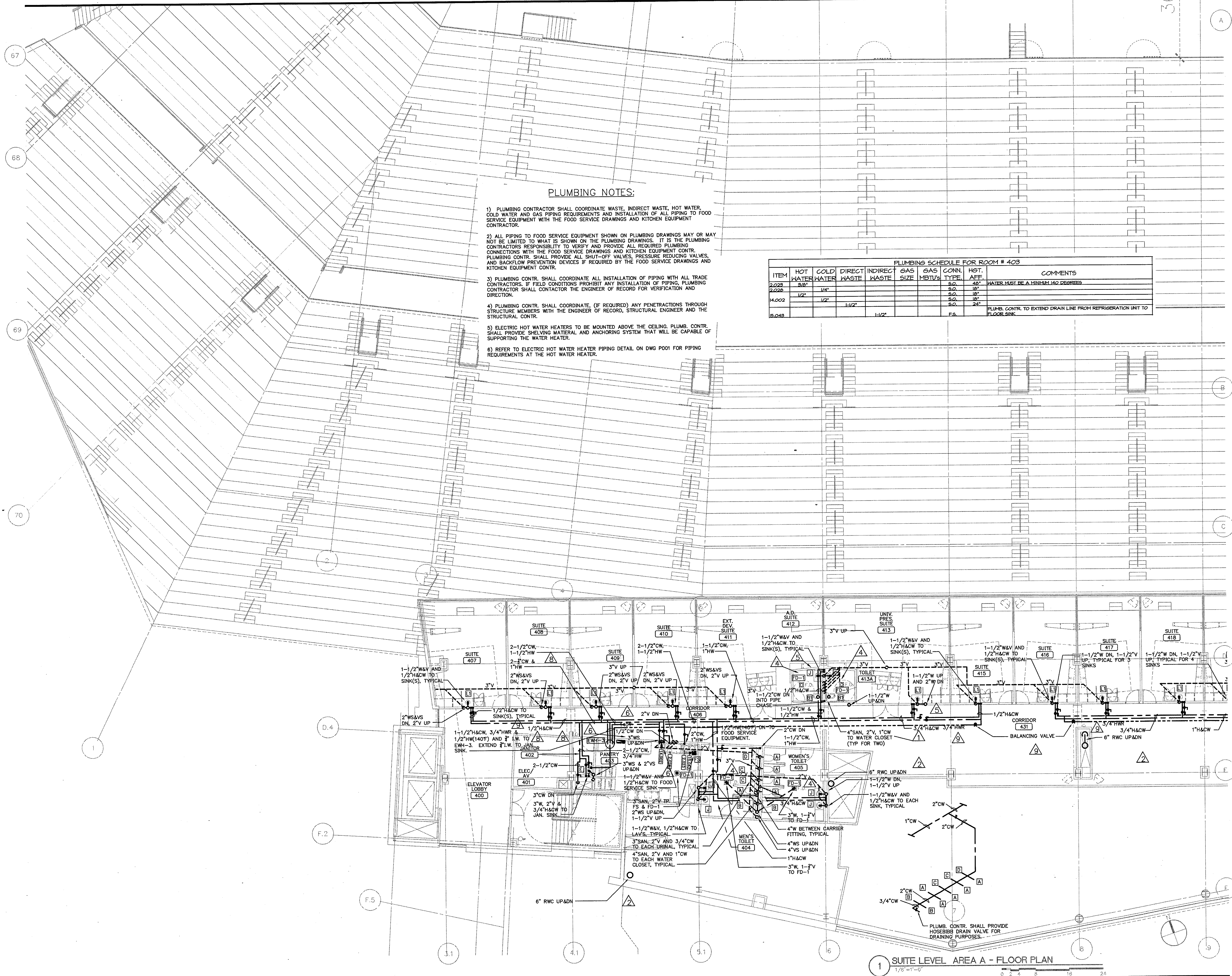
Revision	Date	No.
AS PER ADDENDUM 1	4/18/01	1
AS PER CCD#070	12/12/01	2
AS PER RFI#346/CCD#058	12/12/01	3
AS PER CCD#074	12/12/01	4
AS PER CCD#075	12/12/01	5
AS PER RFI#640/ASI#097	01/04/02	6
AS PER CCD#236	05/01/03	7

**PLUMBING NOTES:**

- 1) PLUMBING CONTRACTOR SHALL COORDINATE WASTE, INDIRECT WASTE, HOT WATER, COLD WATER AND GAS PIPING REQUIREMENTS AND INSTALLATION OF ALL PIPING TO FOOD SERVICE EQUIPMENT WITH THE FOOD SERVICE DRAWINGS AND KITCHEN EQUIPMENT CONTRACTOR.
- 2) ALL PIPING TO FOOD SERVICE EQUIPMENT SHOWN ON PLUMBING DRAWINGS MAY OR MAY NOT BE LIMITED TO WHAT IS SHOWN ON THE PLUMBING DRAWINGS. IT IS THE PLUMBING CONTRACTOR'S RESPONSIBILITY TO VERIFY AND PROVIDE ALL REQUIRED PLUMBING CONNECTIONS WITH THE FOOD SERVICE DRAWINGS AND KITCHEN EQUIPMENT CONTRACTOR. PLUMBING CONTR. SHALL PROVIDE ALL SHUT-OFF VALVES, PRESSURE REDUCING VALVES, AND BACKFLOW PREVENTION DEVICES IF REQUIRED BY THE FOOD SERVICE DRAWINGS AND KITCHEN EQUIPMENT CONTR.
- 3) PLUMBING CONTR. SHALL COORDINATE ALL INSTALLATION OF PIPING WITH ALL TRADE CONTRACTORS. IF FIELD CONDITIONS PROHIBIT ANY INSTALLATION OF PIPING, PLUMBING CONTRACTOR SHALL CONTACT THE ENGINEER OF RECORD FOR VERIFICATION AND DIRECTION.
- 4) PLUMBING CONTR. SHALL COORDINATE, (IF REQUIRED) ANY PENETRATIONS THROUGH STRUCTURE MEMBERS WITH THE ENGINEER OF RECORD, STRUCTURAL ENGINEER AND THE STRUCTURAL CONTR.
- 5) ELECTRIC HOT WATER HEATERS TO BE MOUNTED ABOVE THE CEILING. PLUMB. CONTR. SHALL PROVIDE SHIELDING MATERIAL AND ANCHORING SYSTEM THAT WILL BE CAPABLE OF SUPPORTING THE WATER HEATER.
- 6) REFER TO ELECTRIC HOT WATER HEATER PIPING DETAIL ON DWG P001 FOR PIPING REQUIREMENTS AT THE HOT WATER HEATER.

**PLUMBING SCHEDULE FOR ROOM # 403**

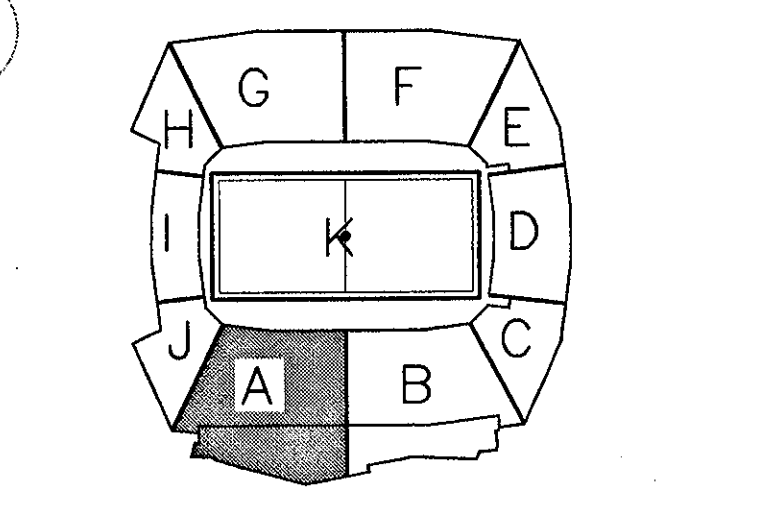
ITEM	HOT WATER	COLD WATER	DIRECT WASTE	INDIRECT WASTE	GAS SIZE	GAS MBTU'S	CONN. TYPE	HGT. AFF.	COMMENTS
2,023	3/2"						S.O.	40"	WATER MUST BE A MINIMUM 140 DEGREES
2,026		1/4"					S.O.	18"	
14,002		1/2"					S.O.	18"	
15,043			1-1/2"	1-1/2"			S.O.	24"	PLUMB. CONTR. TO EXTEND DRAIN LINE FROM REFRIGERATION UNIT TO FLOOR SINK



**THE STADIUM AT RENTSCHLER FIELD**

- Owner: State of Connecticut
- Architecture: **Ellerbe Becket, Inc.**  
371 Main Street, Suite 400  
Shelton, CT 06470  
Telephone: 816.561.4443  
Facsimile: 816.561.2863
- Structural Engineering: **BVH Integrated Services**  
50 Griffin Road South  
Bloomfield, CT 06002  
Telephone: 860.286.9171  
Facsimile: 860.242.0236
- Mechanical/Electrical Engineering: **DTC**  
554 Washington Ave  
North Haven, CT 06473  
Telephone: 203.239.4200  
Facsimile: 203.234.7376
- Code Analysis: **F & C Consultants, Inc.**  
823 West 12th Street, Suite 225  
Kansas City, MO 64114  
Telephone: 816.233.3377  
Facsimile: 816.233.8256
- Audio/Visual: **Pelton Marsh Kinsella**  
1420 W. Meadbrook Lane, Suite 400  
Dallas, TX 75247-4991  
Telephone: 214.628.7444  
Facsimile: 214.951.7408
- Landscaping Design: **CR3**  
571 Main Street  
Shelton, CT 06470  
Telephone: 860.658.1988  
Facsimile: 860.658.1217
- Food Service: **The Bigelow Companies**  
1575 University Avenue, Suite 156  
Kansas City, MO 64120  
Telephone: 816.483.5553  
Facsimile: 816.483.5510
- Geotechnical: **CZA GeoEnvironmental**  
27 West Street  
Vernon, CT 06066  
Telephone: 860.875.7655  
Facsimile: 860.872.2416
- Security: **Safesecure Network**  
17 E. Back Road  
New Milford, CT 06776  
Telephone: 860.354.7020  
Facsimile: 860.354.7020
- Vertical Circulation: **Syska & Hennessy**  
One Seaside, 28th Floor  
Cambridge, MA 02142  
Telephone: 617.577.9900  
Facsimile: 617.577.9191
- Sports Turf: **MST**  
1893 W. Karda Avenue  
Littleton, CO 80120-4462  
Telephone: 303.780.1440  
Facsimile: 303.780.2627

THESE RECORD DOCUMENTS HAVE BEEN PREPARED BASED ON INFORMATION SUPPLIED TO THE ARCHITECT/ENGINEER BY OTHERS. THE ARCHITECT/ENGINEER HAS NOT INDEPENDENTLY VERIFIED THE INFORMATION AND DISCLAIMS RESPONSIBILITY FOR THE ACCURACY AND COMPLETENESS THEREOF. THESE DRAWINGS ARE FOR REFERENCE ONLY AND ARE NOT TO BE USED FOR CONSTRUCTION WITHOUT DRAWINGS AND CALCULATIONS SPECIFICALLY PREPARED FOR ANY INTENDED ADDITIONAL WORK.



**ELLERBE BECKET**

4600 Madison Avenue  
Suite 1000  
Kansas City, MO 64112  
816.561.4443

Ellerbe Becket, Inc.

© 2003 Ellerbe Becket

**SUITE LEVEL, AREA A PLUMBING PLAN**  
ELEV. = 114'-3"  
Scale: 1/8"=1'-0"

Date: 08.30.03 Comm. No. 1013.0002.00  
In Charge: FP **RECORD DOCUMENTS**  
Drawn By: KP  
Checked By: MF **P105A**

K:\000001\01\PLUMBING\AS-BUILD\_C:\000110\1\105\05.dwg, Layer=1, 12/22/2003 12:52:10 PM



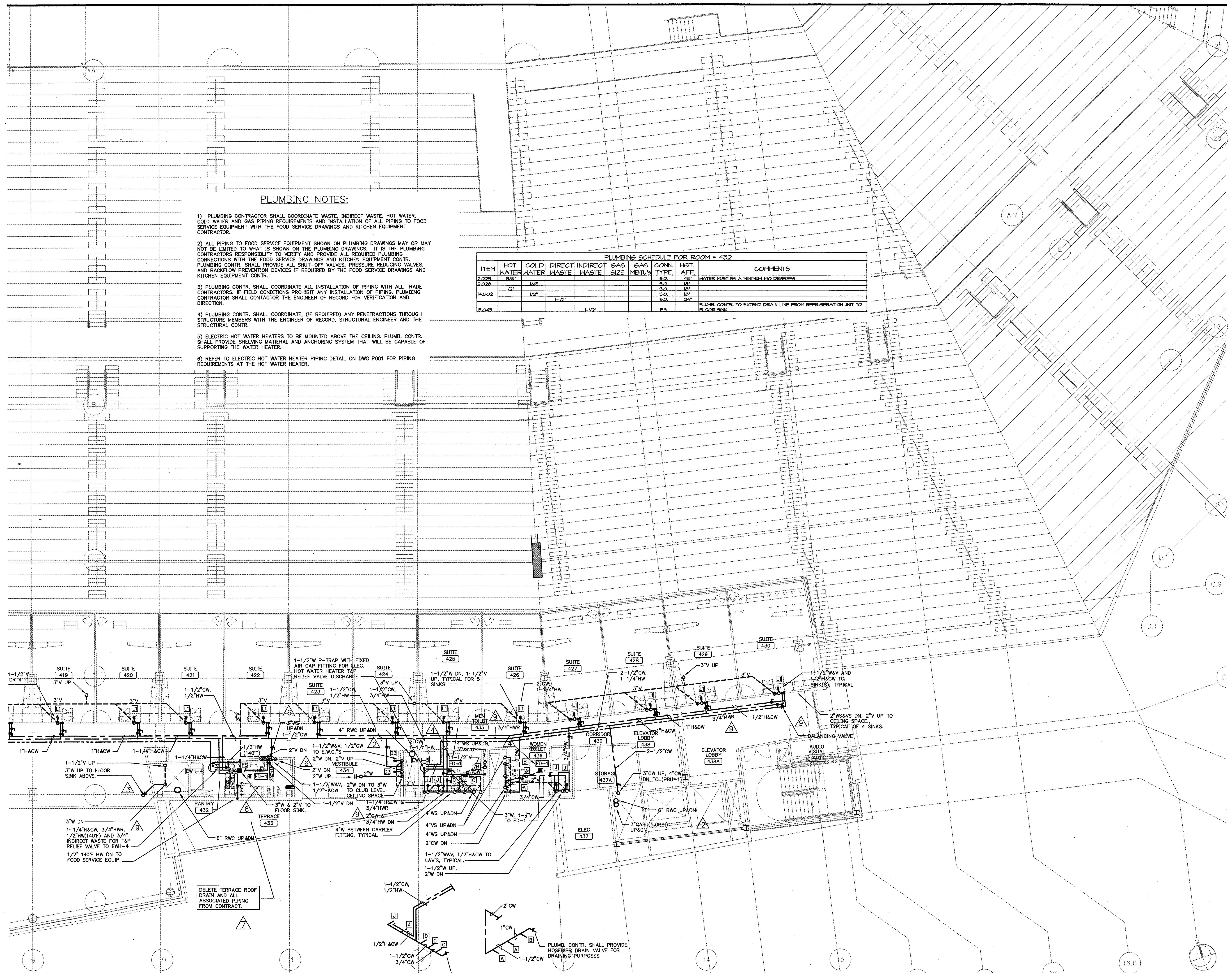
Revision	Date	No.
AS PER CCD#070	12/12/01	1
AS PER RFI#506/ASI#090	12/12/01	2
AS PER RFI#346/CCD#058	12/12/01	3
AS PER RFI#075	12/12/01	4
AS PER RFI#366/CCD#084	12/28/01	5
AS PER CCD#236	05/01/03	6

**PLUMBING NOTES:**

- 1) PLUMBING CONTRACTOR SHALL COORDINATE WASTE, INDIRECT WASTE, HOT WATER, COLD WATER AND GAS PIPING REQUIREMENTS AND INSTALLATION OF ALL PIPING TO FOOD SERVICE EQUIPMENT WITH THE FOOD SERVICE DRAWINGS AND KITCHEN EQUIPMENT CONTRACTOR.
- 2) ALL PIPING TO FOOD SERVICE EQUIPMENT SHOWN ON PLUMBING DRAWINGS MAY OR MAY NOT BE LIMITED TO WHAT IS SHOWN ON THE PLUMBING DRAWINGS. IT IS THE PLUMBING CONTRACTOR'S RESPONSIBILITY TO VERIFY AND PROVIDE ALL REQUIRED PLUMBING CONNECTIONS WITH THE FOOD SERVICE DRAWINGS AND KITCHEN EQUIPMENT CONTRACTOR. PLUMBING CONTR. SHALL PROVIDE ALL SHUT-OFF VALVES, PRESSURE REDUCING VALVES, AND BACKFLOW PREVENTION DEVICES IF REQUIRED BY THE FOOD SERVICE DRAWINGS AND KITCHEN EQUIPMENT CONTR.
- 3) PLUMBING CONTR. SHALL COORDINATE ALL INSTALLATION OF PIPING WITH ALL TRADE CONTRACTORS. IF FIELD CONDITIONS PROHIBIT ANY INSTALLATION OF PIPING, PLUMBING CONTRACTOR SHALL CONTACTOR THE ENGINEER OF RECORD FOR VERIFICATION AND DIRECTION.
- 4) PLUMBING CONTR. SHALL COORDINATE (IF REQUIRED) ANY PENETRATIONS THROUGH STRUCTURE MEMBERS WITH THE ENGINEER OF RECORD, STRUCTURAL ENGINEER AND THE STRUCTURAL CONTR.
- 5) ELECTRIC HOT WATER HEATERS TO BE MOUNTED ABOVE THE CEILING. PLUMB. CONTR. SHALL PROVIDE SHELVING MATERIAL AND ANCHORING SYSTEM THAT WILL BE CAPABLE OF SUPPORTING THE WATER HEATER.
- 6) REFER TO ELECTRIC HOT WATER HEATER PIPING DETAIL ON DWG P001 FOR PIPING REQUIREMENTS AT THE HOT WATER HEATER.

PLUMBING SCHEDULE FOR ROOM # 432

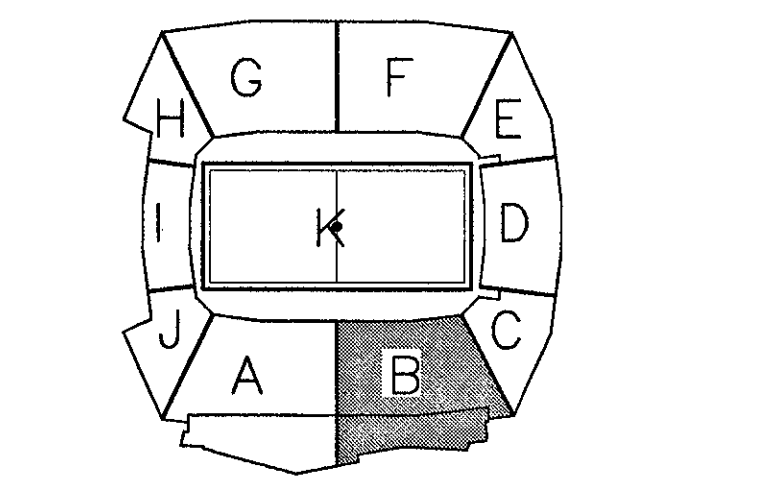
ITEM	HOT WATER	COLD WATER	DIRECT WASTE	INDIRECT WASTE	GAS SIZE	GAS MBTU/H	CONN. TYPE	HGT. AFFE.	COMMENTS
2023	3/8"	1/4"					S.O.	48"	WATER MUST BE A MINIMUM 140 DEGREES
2024	1/2"	1/2"					S.O.	18"	
14002			1/2"				S.O.	18"	
15043				1/2"			F.S.	24"	PLUMB. CONTR. TO EXTEND DRAIN LINE FROM REFRIGERATION UNIT TO FLOOR SINK.



**THE STADIUM AT RENTSCHLER FIELD**

- Owner: State of Connecticut
- Architecture: **Ellerbe Becket, Inc.**  
605 West 43rd Street, Suite 200  
Kansas City, MO 64112-1905  
Telephone: 816.561.4443  
Facsimile: 816.561.2883
- Structural Engineering: **BVH Integrated Services**  
50 Griffin Road South  
Bloomfield, CT 06002  
Telephone: 860.286.9171  
Facsimile: 860.242.8236
- Mechanical/Electrical Engineering: **DTC**  
556 Washington Ave  
North Haven, CT 06473  
Telephone: 203.239.0200  
Facsimile: 203.234.7376
- Civil Engineering/Traffic: **Fuss & O'Neill**  
146 Hartland Road  
Meriden, CT 06040-5921  
Telephone: 860.646.2469  
Facsimile: 860.643.6113
- Cost Analyst: **F & C Consultants, Inc.**  
8239 West Parkway, Suite 225  
Kansas City, MO 64114  
Telephone: 816.523.3377  
Facsimile: 816.523.8256
- Audio/Visual: **Pelton Marsh Kinsella**  
1400 W. Macdonald Lane, Suite 400  
Dallas, TX 75247-4951  
Telephone: 214.688.7444  
Facsimile: 214.951.7468
- Landscaping Design: **CR3**  
311 Greenwood Street  
Simsbury, CT 06070  
Telephone: 860.658.1988  
Facsimile: 860.658.1217
- Food Service: **The Bigelow Companies**  
1575 Universal Avenue, Suite 156  
Kansas City, MO 64128  
Telephone: 816.483.5553  
Facsimile: 816.483.5510
- Geotechnical: **GZA GeoEnvironmental**  
27 Nash Road  
Yemen, CT 06666  
Telephone: 860.876.7655  
Facsimile: 860.872.2416
- Security: **Safesecure Network**  
17 E. Back Road Road  
New Britain, CT 06176  
Telephone: 860.354.7020  
Facsimile: 860.354.7020
- Vertical Circulation: **Syska & Hennessy**  
One Broadview, 9th Floor  
Cambridge, MA 02142  
Telephone: 617.577.9900  
Facsimile: 617.577.9191
- Sports Turf: **MST**  
1893 W. Kelle Avenue  
Litchfield, CT 06034-4402  
Telephone: 860.738.1460  
Facsimile: 860.738.2627

THESE RECORD DOCUMENTS HAVE BEEN PREPARED BASED ON INFORMATION SUPPLIED TO THE ARCHITECT/ENGINEER BY OTHERS. THE ARCHITECT/ENGINEER HAS NOT INDEPENDENTLY VERIFIED THE INFORMATION AND DISCLAIMS RESPONSIBILITY FOR THE ACCURACY AND COMPLETENESS THEREOF. THESE DRAWINGS ARE FOR REFERENCE ONLY AND ARE NOT TO BE USED FOR CONSTRUCTION WITHOUT DRAWINGS AND CALCULATIONS SPECIFICALLY PREPARED FOR ANY INTENDED ADDITIONAL WORK.



**ELLERBE BECKET**

4600 Madison Avenue  
Suite 1000  
Kansas City, MO 64112  
816.561.4443

Ellerbe Becket, Inc.

© 2003 Ellerbe Becket

**SUITE LEVEL, AREA B  
PLUMBING PLAN**  
ELEV. = 114'-3"  
Scale 1/8"=1'-0"

Date: 08.30.03  
In Charge: FP  
Drawn By: KP  
Checked By: MF

Comm. No. 1013.0002.00  
**RECORD DOCUMENTS**  
**P105B**

1 SUITE LEVEL, AREA B - FLOOR PLAN  
1/8"=1'-0"



Revision	Date	No.
AS PER CCD#070	12/12/01	△
AS PER RFI#563/CCD#077	12/12/01	△
AS PER RFI#346/CCD#058	12/12/01	△
AS PER CCD#075	12/12/01	△
AS PER CCD#236	05/01/03	△

**PLUMBING NOTES:**

- 1) PLUMBING CONTRACTOR SHALL COORDINATE WASTE, INDIRECT WASTE, HOT WATER, COLD WATER AND GAS PIPING REQUIREMENTS AND INSTALLATION OF ALL PIPING TO FOOD SERVICE EQUIPMENT WITH THE FOOD SERVICE DRAWINGS AND KITCHEN EQUIPMENT CONTRACTOR.
- 2) ALL PIPING TO FOOD SERVICE EQUIPMENT SHOWN ON PLUMBING DRAWINGS MAY OR MAY NOT BE LIMITED TO WHAT IS SHOWN ON THE PLUMBING DRAWINGS. IT IS THE PLUMBING CONTRACTOR'S RESPONSIBILITY TO VERIFY AND PROVIDE ALL REQUIRED PLUMBING CONNECTIONS WITH THE FOOD SERVICE DRAWINGS AND KITCHEN EQUIPMENT CONTRACTOR. PLUMBING CONTRACTOR SHALL PROVIDE ALL SHUT-OFF VALVES, PRESSURE REDUCING VALVES, AND BACKFLOW PREVENTION DEVICES IF REQUIRED BY THE FOOD SERVICE DRAWINGS AND KITCHEN EQUIPMENT CONTRACTOR.
- 3) PLUMBING CONTRACTOR SHALL COORDINATE ALL INSTALLATION OF PIPING WITH ALL TRADE CONTRACTORS. IF FIELD CONDITIONS PROHIBIT ANY INSTALLATION OF PIPING, PLUMBING CONTRACTOR SHALL CONTACT THE ENGINEER OF RECORD FOR VERIFICATION AND DIRECTION.
- 4) PLUMBING CONTRACTOR SHALL COORDINATE, (IF REQUIRED) ANY PENETRATIONS THROUGH STRUCTURE MEMBERS WITH THE ENGINEER OF RECORD, STRUCTURAL ENGINEER AND THE STRUCTURAL CONTRACTOR.
- 5) ELECTRIC HOT WATER HEATERS TO BE MOUNTED ABOVE THE CEILING. PLUMB. CONTR. SHALL PROVIDE SHELVING MATERIAL AND ANCHORING SYSTEM THAT WILL BE CAPABLE OF SUPPORTING THE WATER HEATER.
- 6) REFER TO ELECTRIC HOT WATER HEATER PIPING DETAIL ON DWG P001 FOR PIPING REQUIREMENTS AT THE HOT WATER HEATER.

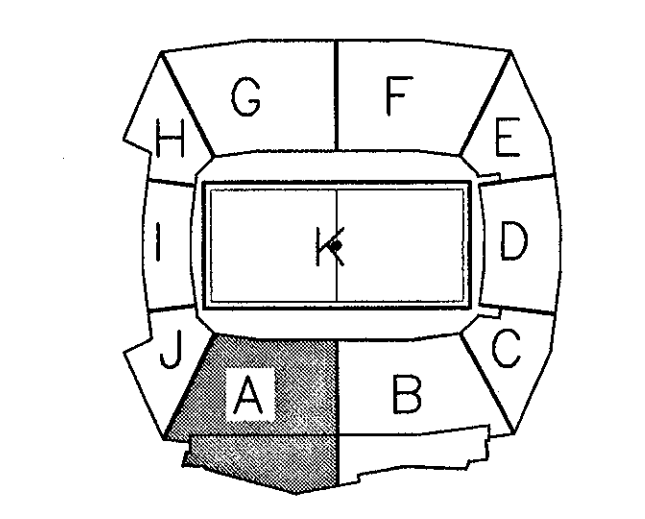
**PLUMBING SCHEDULE FOR ROOM # 503**

ITEM	HOT WATER	COLD WATER	DIRECT WASTE	INDIRECT WASTE	GAS SIZE	GAS MBTU'S	CONN. TYPE	HGT. AFF.	COMMENTS
2.022	3/8"						S.O.	48"	WATER MUST BE A MINIMUM 140 DEGREES
2.026	1/4"						S.O.	18"	
14.002	1/2"	1/2"	1-1/2"				S.O.	18"	
15.045				1-1/2"			F.S.	24"	PLUMB. CONTR. TO EXTEND DRAIN LINE FROM REFRIGERATION UNIT TO FLOOR SINK

**THE STADIUM AT RENTSCHLER FIELD**

- Owner  
**State of Connecticut**
- Architecture  
**Ellerbe Becket, Inc.**  
605 West 47th Street, Suite 200  
Kansas City, MO 64112-1905  
Telephone: 816.561.4443  
Facsimile: 816.561.2863
- Landscaping Design  
**CR3**  
571 Highmeadow Street  
Shrewsbury, CT 06079  
Telephone: 860.658.1988  
Facsimile: 860.658.1217
- Structural Engineering  
**BVH Integrated Services**  
50 Griffin Road South  
Bloomfield, CT 06002  
Telephone: 860.288.9171  
Facsimile: 860.242.0256
- Mechanical/Electrical Engineering  
**DTC**  
27 Nash Road  
568 Washington Ave  
North Haven, CT 06473  
Telephone: 203.239.4200  
Facsimile: 203.234.7376
- Chief Engineering/Traffic  
**Fuss & O'Neill**  
146 Hartford Road  
Middletown, CT 06040-5221  
Telephone: 860.642.3469  
Facsimile: 860.643.6313
- Code Analysis  
**F P & C Consultants, Inc.**  
9233 Ward Parkway, Suite 225  
Kansas City, MO 64114  
Telephone: 816.523.3377  
Facsimile: 816.523.8256
- Audio/Visual  
**Pelton Marsh Kinsella**  
1420 W. Mockingbird Lane, Suite 400  
Dallas, TX 75247-4951  
Telephone: 214.688.7444  
Facsimile: 214.651.7408
- Structural Engineering  
**The Bigelow Companies**  
1575 Universal Avenue, Suite 155  
Kansas City, MO 64128  
Telephone: 816.483.5523  
Facsimile: 816.483.5510
- Mechanical  
**GZA Geoenvironmental**  
27 Nash Road  
Vernon, CT 06066  
Telephone: 860.875.7655  
Facsimile: 860.872.2416
- Security  
**Safesecure Network**  
17 E Back Road  
New Milford, CT 06776  
Telephone: 860.354.7020  
Facsimile: 860.354.7020
- Vertical Circulation  
**Syska & Hennessy**  
One Broadway, 9th Floor  
Cambridge, MA 02142  
Telephone: 617.577.9900  
Facsimile: 617.577.9191
- Sports Turf  
**MST**  
1893 W. Yorkle Avenue  
Littleton, CO 80120-4402  
Telephone: 303.738.1440  
Facsimile: 303.738.3027

THESE RECORD DOCUMENTS HAVE BEEN PREPARED BASED ON INFORMATION SUPPLIED TO THE ARCHITECT/ENGINEER BY OTHERS. THE ARCHITECT/ENGINEER HAS NOT INDEPENDENTLY VERIFIED THE INFORMATION AND DISCLAIMS RESPONSIBILITY FOR THE ACCURACY AND COMPLETENESS THEREOF. THESE DRAWINGS ARE FOR REFERENCE ONLY AND ARE NOT TO BE USED FOR CONSTRUCTION WITHOUT DRAWINGS AND CALCULATIONS SPECIFICALLY PREPARED FOR ANY INTENDED ADDITIONAL WORK.



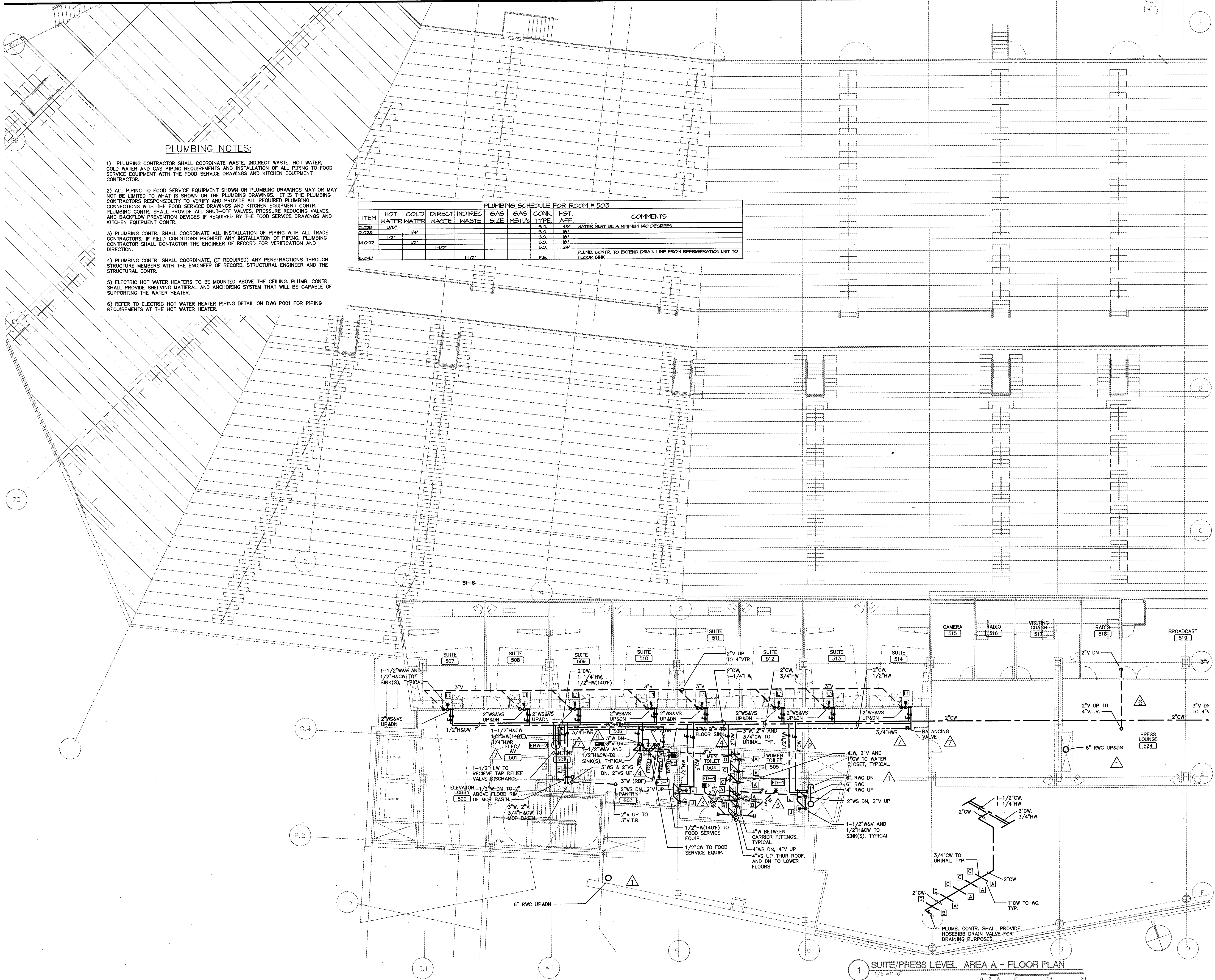
**ELLERBE BECKET**

4600 Madison Avenue  
Suite 1000  
Kansas City, MO 64112  
816.561.4443

© 2003 Ellerbe Becket

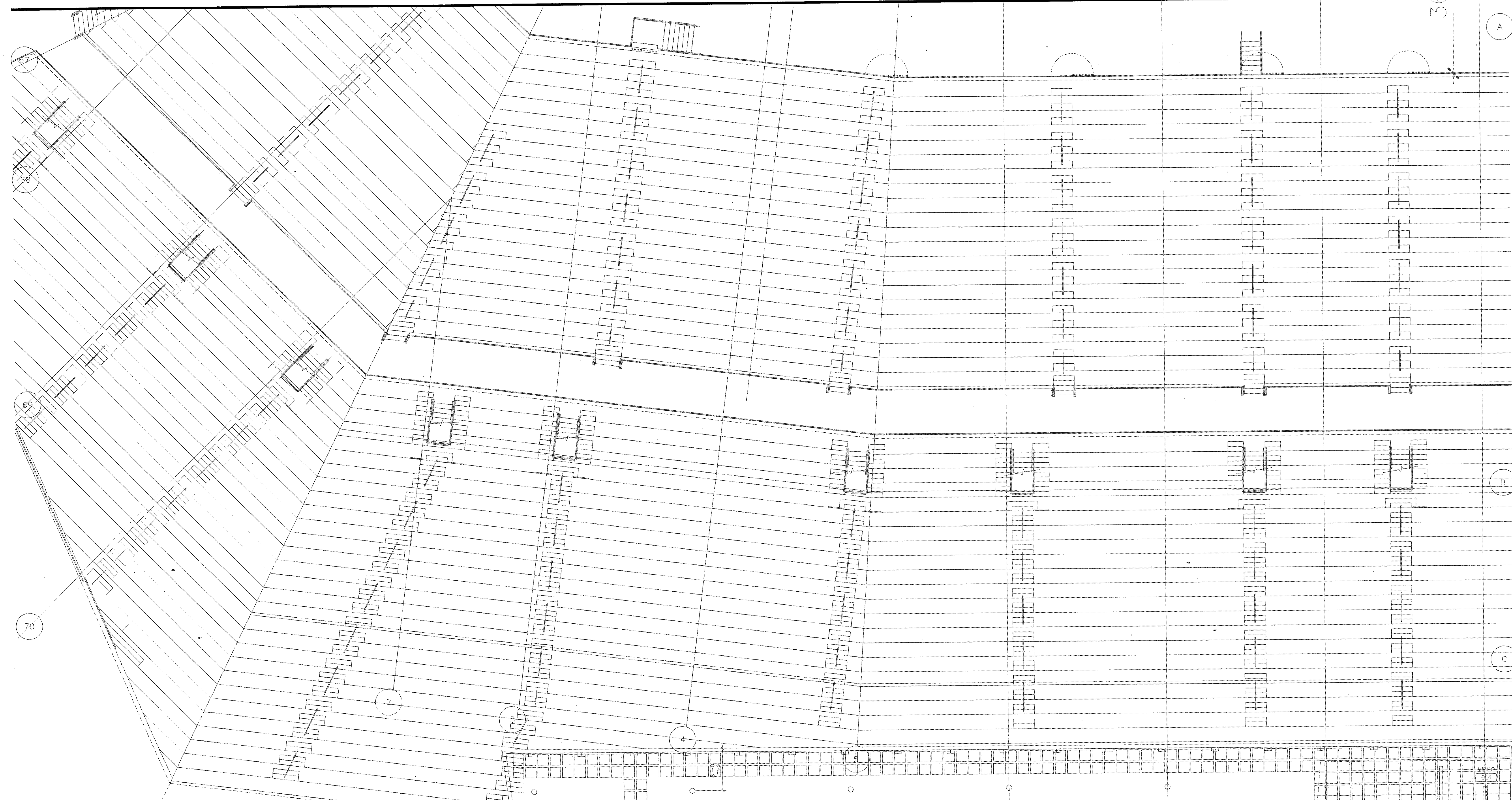
**SUITE/PRESS LEVEL, AREA A PLUMBING PLAN**  
ELEV. = 128'-9"  
Scale 1/8"=1'-0"

Date **08.30.03** Comm. No. 1013.0002.00  
In Charge **FP** **RECORD DOCUMENTS**  
Drawn By **KP**  
Checked By **MF** **P106A**



E:\2003\1013\1013-0002\1013-0002-0003.dwg, 12/18/2003 11:02:38 PM

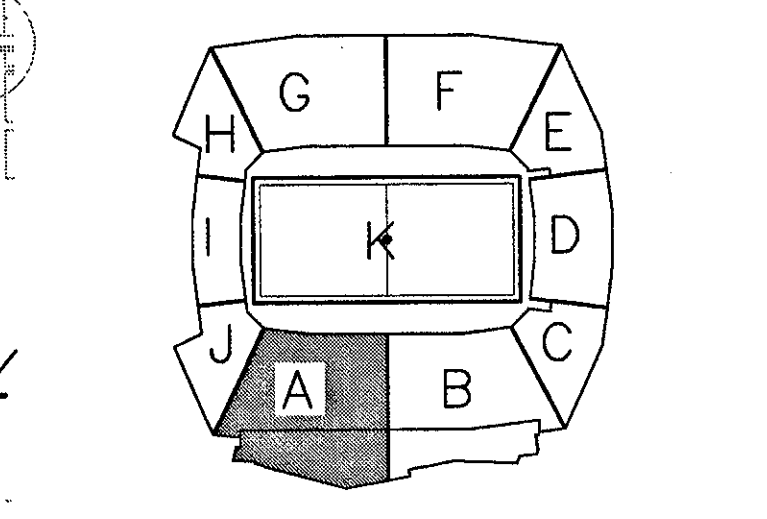




THE STADIUM AT RENTSCHLER FIELD

- Owner: State of Connecticut
- Architect: **Ellerbe Becket, Inc.**  
605 West 47th Street, Suite 200  
Kansas City, MO 64112-1995  
Telephone: 816.561.4443  
Facsimile: 816.561.2883
- Structural Engineering: **BVH Integrated Services**  
50 Griffin Road South  
Bloomfield, CT 06002  
Telephone: 860.286.8171  
Facsimile: 860.242.0236
- Mechanical/Electrical Engineering: **DTC**  
27 Hook Road  
North Haven, CT 06473  
Telephone: 203.239.4200  
Facsimile: 203.234.7376
- Civil Engineering/Traffic: **Fuss & O'Neill**  
146 Hartford Road  
Manchester, CT 06040-5921  
Telephone: 860.646.2469  
Facsimile: 860.643.6113
- Code Analysis: **F P & C Consultants, Inc.**  
823 West Palmyra, Suite 225  
Kansas City, MO 64114  
Telephone: 816.523.3377  
Facsimile: 816.523.8256
- Architectural: **Pelton Marsh Kinsella**  
1420 W. Woodbridge Lane, Suite 400  
Dallas, TX 75247-4991  
Telephone: 214.688.7444  
Facsimile: 214.951.7408
- Landscape Design: **CR3**  
571 Hopewallow Street  
Simsbury, CT 06070  
Telephone: 860.658.1988  
Facsimile: 860.658.1217
- Food Service: **The Bigelow Companies**  
1975 Universal Avenue, Suite 155  
Kansas City, MO 64120  
Telephone: 816.483.5553  
Facsimile: 816.483.5510
- Geotechnical: **GZA GeoEnvironmental**  
27 Hook Road  
Vernon, CT 06066  
Telephone: 860.875.7655  
Facsimile: 860.872.2416
- Security: **Safesecure Network**  
17 E Back Rock Road  
New Milford, CT 06776  
Telephone: 860.354.7020  
Facsimile: 860.354.7020
- Vertical Circulation: **Syska & Hennessy**  
One Brookline, 9th Floor  
Cambridge, MA 02142  
Telephone: 617.577.8900  
Facsimile: 617.577.9191
- Specialty: **MST**  
1893 W. Katella Avenue  
Littleton, CO 80120-4482  
Telephone: 303.738.1448  
Facsimile: 303.738.2627

THESE RECORD DOCUMENTS HAVE BEEN PREPARED BASED ON INFORMATION SUPPLIED TO THE ARCHITECT/ENGINEER BY OTHERS. THE ARCHITECT/ENGINEER HAS NOT INDEPENDENTLY VERIFIED THE INFORMATION AND DISCLAIMS RESPONSIBILITY FOR THE ACCURACY AND COMPLETENESS THEREOF. THESE DRAWINGS ARE FOR REFERENCE ONLY AND ARE NOT TO BE USED FOR CONSTRUCTION WITHOUT DRAWINGS AND CALCULATIONS SPECIFICALLY PREPARED FOR ANY INTENDED ADDITIONAL WORK.



ELLERBE BECKET

4600 Madison Avenue  
Suite 1000  
Kansas City, MO 64112  
816.561.4443

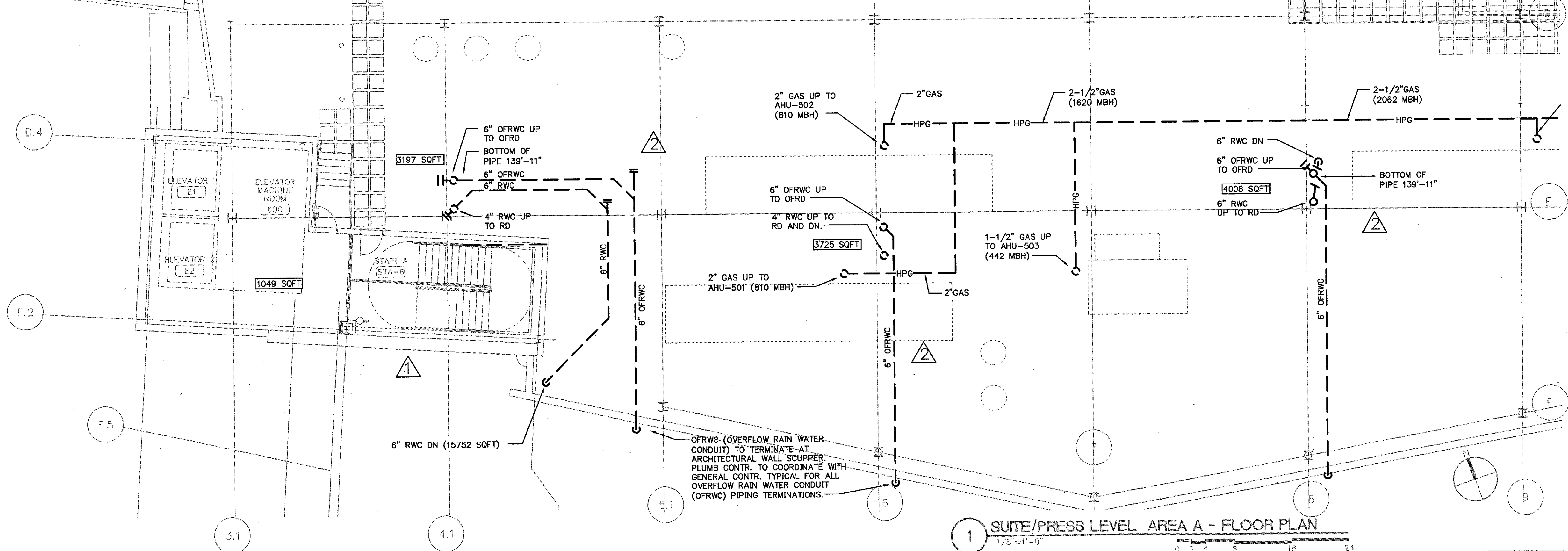
Ellerbe Becket, Inc.

© 2003 Ellerbe Becket

SUITE/PRESS LEVEL, AREA A  
STORM AND GAS PIPING PLAN  
ELEV. = 128'-9"  
Scale 1/8"=1'-0"

Date: 08.30.03 Comm. No. 1013.0002.00  
In Charge: FP RECORD DOCUMENTS  
Drawn By: KP  
Checked By: MF P106A1

- GENERAL NOTES:
- 1) PLUMB. CONTR. TO COORDINATE WITH GENERAL CONTR. ALL REQUIRED PENETRATIONS THROUGH STRUCTURAL BEAMS FOR (RWC & OFRWC) RAIN WATER AND OVERFLOW RAIN WATER CONDUITS.
  - 2) ALL RWC AND GAS PIPING LOCATED IN THE CEILING SPACE OF THE SUITE/PRESS LEVEL, UNLESS OTHERWISE NOTED.
  - 3) ALL RWC AND OFRWC PIPING TO BE PITCHED 1/8" PER ONE LINEAR FOOT
  - 4) ALL GAS PIPING CONTAINS (5.0 PSI) GAS PRESSURE



1 SUITE/PRESS LEVEL, AREA A - FLOOR PLAN  
1/8"=1'-0"

RECORD DOCUMENTS PREPARED BY: 12/20/03 1:00:24 PM



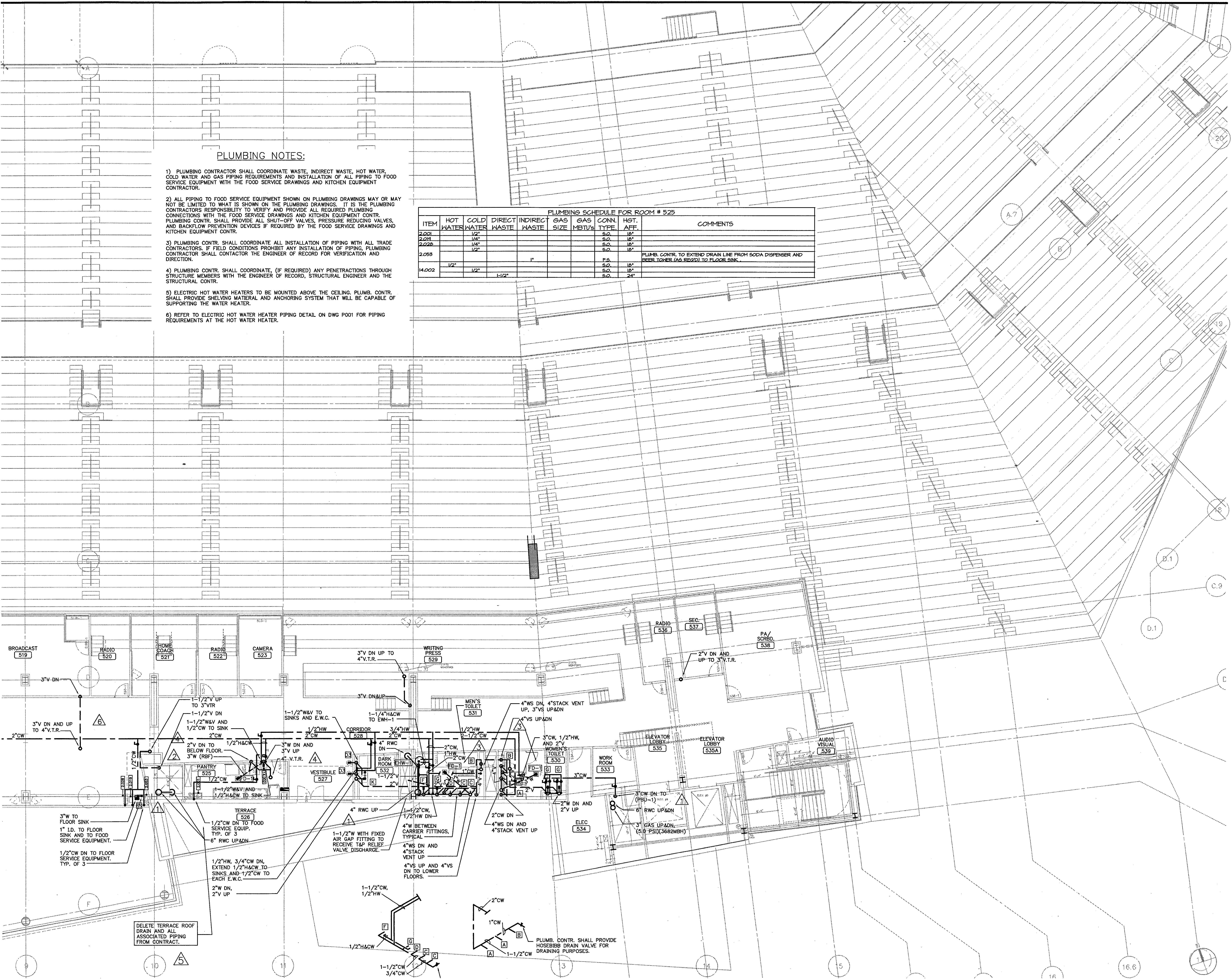
Revision	Date	No.
AS PER CCD#070	12/12/01	1
AS PER RFI#506/ASI#090	12/12/01	2
AS PER RFI#346/ASI#058	12/13/01	3
AS PER CCD#075	12/13/01	4
AS PER CCD#366/CCD#084	12/28/01	5

**PLUMBING NOTES:**

- 1) PLUMBING CONTRACTOR SHALL COORDINATE WASTE, INDIRECT WASTE, HOT WATER, COLD WATER AND GAS PIPING REQUIREMENTS AND INSTALLATION OF ALL PIPING TO FOOD SERVICE EQUIPMENT WITH THE FOOD SERVICE DRAWINGS AND KITCHEN EQUIPMENT CONTRACTOR.
- 2) ALL PIPING TO FOOD SERVICE EQUIPMENT SHOWN ON PLUMBING DRAWINGS MAY OR MAY NOT BE LIMITED TO WHAT IS SHOWN ON THE PLUMBING DRAWINGS. IT IS THE PLUMBING CONTRACTOR'S RESPONSIBILITY TO VERIFY AND PROVIDE ALL REQUIRED PLUMBING CONNECTIONS WITH THE FOOD SERVICE DRAWINGS AND KITCHEN EQUIPMENT CONTRACTOR. PLUMBING CONTRACTOR SHALL PROVIDE ALL SHUT-OFF VALVES, PRESSURE REDUCING VALVES, AND BACKFLOW PREVENTION DEVICES IF REQUIRED BY THE FOOD SERVICE DRAWINGS AND KITCHEN EQUIPMENT CONTRACTOR.
- 3) PLUMBING CONTRACTOR SHALL COORDINATE ALL INSTALLATION OF PIPING WITH ALL TRADE CONTRACTORS. IF FIELD CONDITIONS PROHIBIT ANY INSTALLATION OF PIPING, PLUMBING CONTRACTOR SHALL CONTACT THE ENGINEER OF RECORD FOR VERIFICATION AND DIRECTION.
- 4) PLUMBING CONTRACTOR SHALL COORDINATE, (IF REQUIRED) ANY PENETRATIONS THROUGH STRUCTURE MEMBERS WITH THE ENGINEER OF RECORD, STRUCTURAL ENGINEER AND THE STRUCTURAL CONTRACTOR.
- 5) ELECTRIC HOT WATER HEATERS TO BE MOUNTED ABOVE THE CEILING. PLUMB. CONTR. SHALL PROVIDE SHELVING MATERIAL AND ANCHORING SYSTEM THAT WILL BE CAPABLE OF SUPPORTING THE WATER HEATER.
- 6) REFER TO ELECTRIC HOT WATER HEATER PIPING DETAIL ON DWG P001 FOR PIPING REQUIREMENTS AT THE HOT WATER HEATER.

**PLUMBING SCHEDULE FOR ROOM # 525**

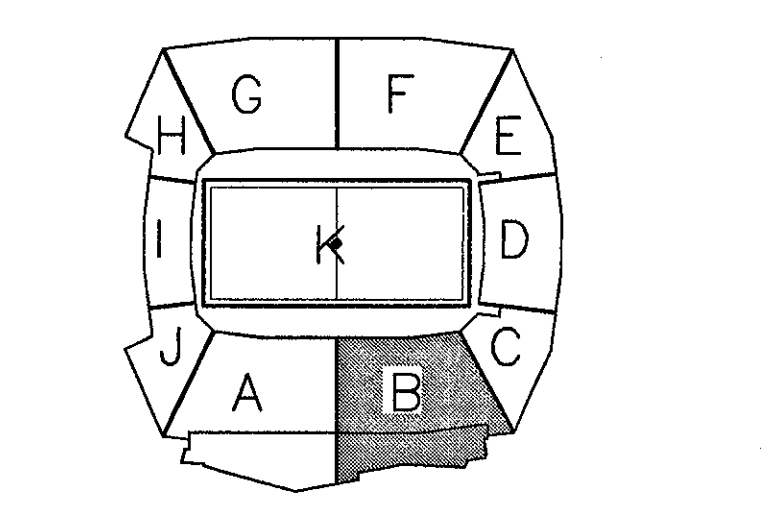
ITEM	HOT WATER	COLD WATER	DIRECT WASTE	INDIRECT WASTE	GAS SIZE	GAS MBTU'S	CONN. TYPE	HGT. AFF.	COMMENTS
2.001		1/2"					S.O.	10'	
2.019		1/2"					S.O.	10'	
2.029		1/2"					S.O.	10'	
2.059				1"			F.S.	10'	PLUMB. CONTR. TO EXTEND DRAIN LINE FROM SODA DISPENSER AND BEER TAPES (AS REQ'D) TO FLOOR SINK.
14.002	1/2"		1-1/2"				S.O.	24"	



**THE STADIUM AT RENTSCHLER FIELD**

- Owner**  
State of Connecticut
- Architecture**  
Ellerbe Becket, Inc.  
605 West 47th Street, Suite 200  
Kansas City, MO 64112-1925  
Telephone: 816.561.4443  
Facsimile: 816.561.2863
- Structural Engineering**  
BVH Integrated Services  
50 Griffin Road South  
Bloomfield, CT 06002  
Telephone: 860.286.9171  
Facsimile: 860.282.8256
- Mechanical/Electrical Engineering**  
DTC  
550 Washington Ave  
North Haven, CT 06473  
Telephone: 203.239.4200  
Facsimile: 203.234.7376
- Old Engineering/Office**  
Fuss & O'Neill  
146 Hartford Road  
Manchester, CT 06040-2921  
Telephone: 860.646.2469  
Facsimile: 860.643.6313
- Code Analysis**  
F & C Consultants, Inc.  
8235 Wood Parkway, Suite 225  
Kansas City, MO 64114  
Telephone: 816.523.3377  
Facsimile: 816.523.8256
- Audio/Visual**  
Pelton Marsh Kinsella  
1420 W. Montclair Lane, Suite 400  
Dallas, TX 75247-4991  
Telephone: 214.688.7444  
Facsimile: 214.951.7468
- Landscape Design**  
CR3  
571 Highmeadow Street  
Stamford, CT 06907  
Telephone: 860.658.1988  
Facsimile: 860.658.1217
- Food Service**  
The Bigelow Companies  
1575 Universal Avenue, Suite 156  
Kansas City, MO 64120  
Telephone: 816.483.5553  
Facsimile: 816.483.5510
- Geotechnical**  
GZA GeoEnvironmental  
27 New Road  
Vernon, CT 06066  
Telephone: 860.875.7655  
Facsimile: 860.872.2416
- Security**  
Safesecure Network  
17 E. Back Rock Road  
New Milford, CT 06776  
Telephone: 860.354.7020  
Facsimile: 860.354.7020
- Vertical Circulation**  
Syska & Hennessy  
One Broadway, 9th Floor  
Cambridge, MA 02142  
Telephone: 617.577.9900  
Facsimile: 617.577.9191
- Search Firm**  
MST  
1893 W. Katella Avenue  
Littlen, CO 80120-4402  
Telephone: 303.726.1448  
Facsimile: 303.726.2627

THESE RECORD DOCUMENTS HAVE BEEN PREPARED BASED ON INFORMATION SUPPLIED TO THE ARCHITECT/ENGINEER BY OTHERS. THE ARCHITECT/ENGINEER HAS NOT INDEPENDENTLY VERIFIED THE INFORMATION AND DISCLAIMS RESPONSIBILITY FOR THE ACCURACY AND COMPLETENESS THEREOF. THESE DRAWINGS ARE FOR REFERENCE ONLY AND ARE NOT TO BE USED FOR CONSTRUCTION WITHOUT DRAWINGS AND CALCULATIONS SPECIFICALLY PREPARED FOR ANY INTENDED ADDITIONAL WORK.



**ELLERBE BECKET**

4600 Madison Avenue  
Suite 1000  
Kansas City, MO 64112  
816.561.4443

Ellerbe Becket, Inc.

© 2003 Ellerbe Becket

**SUITE/PRESS LEVEL, AREA B  
PLUMBING PLAN  
ELEV. = 128'-9"  
Scale 1/8"=1'-0"**

Date: 08.30.03  
In Charge: FP  
Drawn By: KP  
Checked By: MF

Comm. No. 1013.0002.00  
RECORD DOCUMENTS  
**P106B**



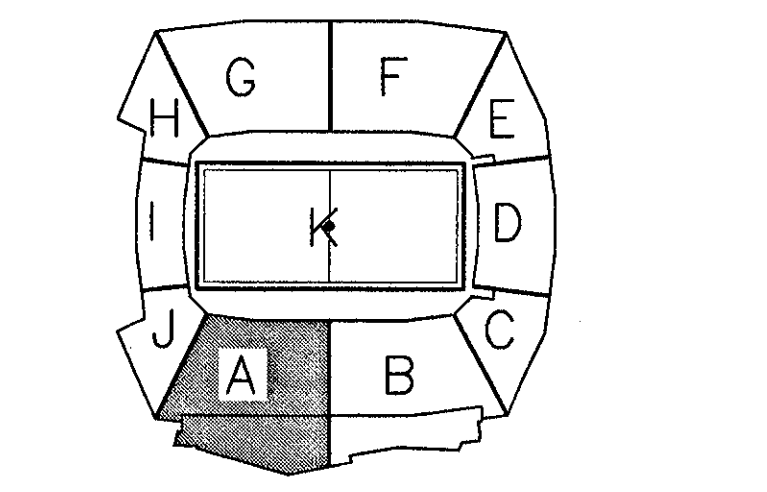




THE STADIUM AT  
 RENTSCHLER FIELD

- Owner  
 State of Connecticut
- Architecture  
 Ellerbe Becket, Inc.  
 605 West 47th Street, Suite 200  
 Kansas City, MO 64112-1900  
 Telephone: 816.561.4443  
 Facsimile: 816.561.2863
- Landscaping Design  
 CR3  
 571 Hopewald Street  
 Simsbury, CT 06090  
 Telephone: 860.658.1983  
 Facsimile: 860.658.1217
- Structural Engineering  
 BVH Integrated Services  
 91 Griffin Road South  
 Bloomfield, CT 06002  
 Telephone: 860.286.9171  
 Facsimile: 860.242.0239
- Food Service  
 The Bigelow Companies  
 1375 Harvard Avenue, Suite 156  
 Kansas City, MO 64120  
 Telephone: 816.483.5553  
 Facsimile: 816.483.5510
- Mechanical/Electrical Engineering  
 DTC  
 556 Washington Ave  
 North Haven, CT 06473  
 Telephone: 203.239.4200  
 Facsimile: 203.234.7376
- Geotechnical  
 GZA GeoEnvironmental  
 27 Main Road  
 Vernon, CT 06066  
 Telephone: 860.875.7655  
 Facsimile: 860.872.2416
- Civil Engineering/Plumbing  
 Fuss & O'Neill  
 141 Marlboro Road  
 Manchester, CT 06040-5921  
 Telephone: 860.646.2469  
 Facsimile: 860.643.6513
- Security  
 Safesecure Network  
 17 E. Oak Street  
 New Milford, CT 06776  
 Telephone: 860.354.7020  
 Facsimile: 860.354.7020
- Cable Analysis  
 F P & C Consultants, Inc.  
 9233 Wood Parkway, Suite 225  
 Kansas City, MO 64114  
 Telephone: 816.523.3377  
 Facsimile: 816.523.8256
- Vertical Circulation  
 Syska & Hennessy  
 One Broadway, 9th Floor  
 Cambridge, MA 02142  
 Telephone: 617.577.9900  
 Facsimile: 617.577.9191
- Architectural  
 Pelton Marsh Kinsella  
 1402 W. Woodbridge Lane, Suite 400  
 Dallas, TX 75247-4951  
 Telephone: 214.698.7444  
 Facsimile: 214.951.7408
- Sports Turf  
 MST  
 1803 W. Kirtin Avenue  
 Littleton, CO 80120-4402  
 Telephone: 303.730.1400  
 Facsimile: 303.730.2627

THESE RECORD DOCUMENTS HAVE BEEN PREPARED BASED ON INFORMATION SUPPLIED TO THE ARCHITECT/ENGINEER BY OTHERS. THE ARCHITECT/ENGINEER HAS NOT INDEPENDENTLY VERIFIED THE INFORMATION AND DISCLAIMS RESPONSIBILITY FOR THE ACCURACY AND COMPLETENESS THEREOF. THESE DRAWINGS ARE FOR REFERENCE ONLY AND ARE NOT TO BE USED FOR CONSTRUCTION WITHOUT DRAWINGS AND CALCULATIONS SPECIFICALLY PREPARED FOR ANY INTENDED ADDITIONAL WORK.



ELLERBE BECKET

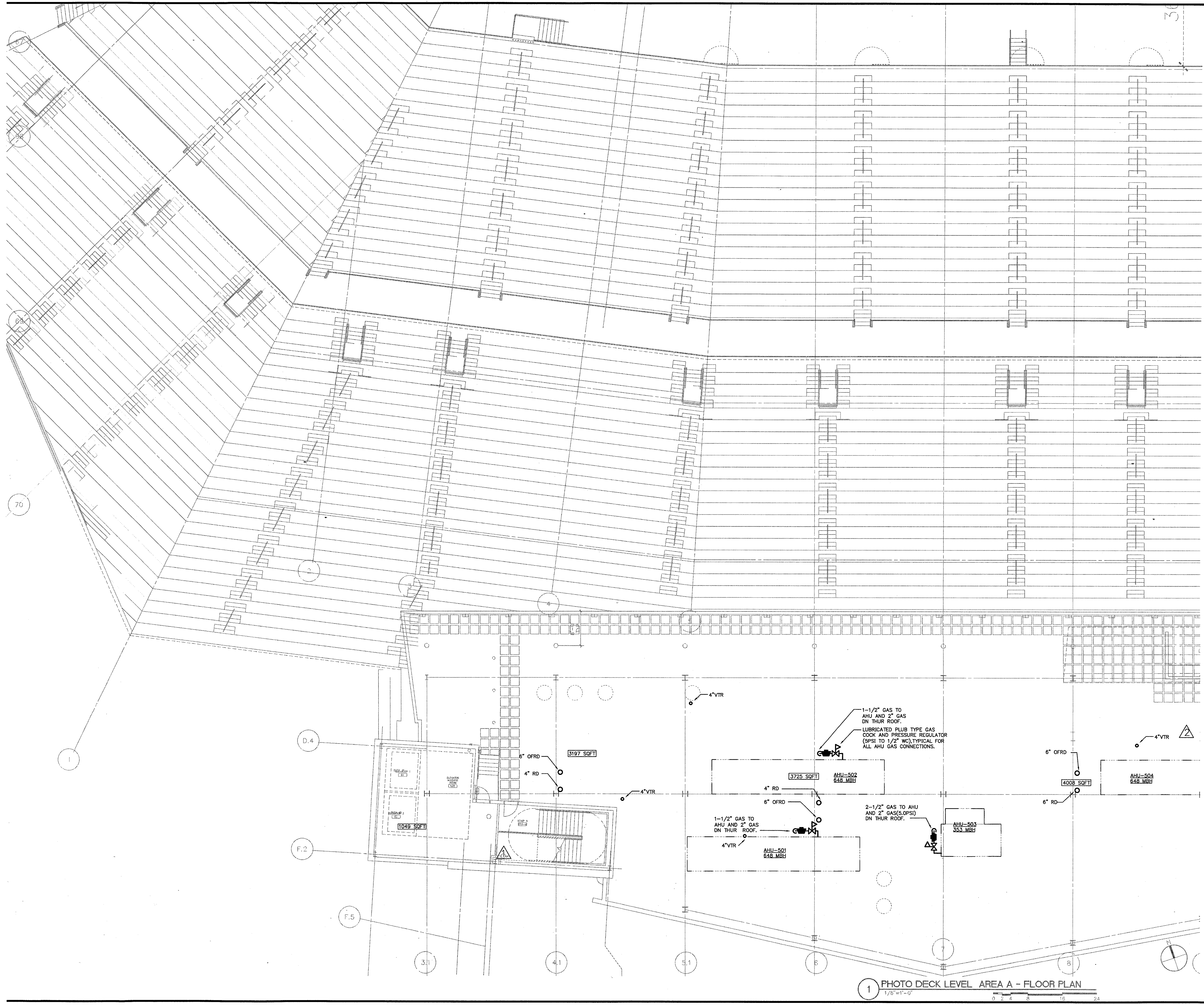
4600 Madison Avenue  
 Suite 1000  
 Kansas City, MO 64112  
 816 561 4443

Ellerbe Becket, Inc.

© 2003 Ellerbe Becket

PHOTO DECK LEVEL, AREA A  
 PLUMBING PLAN  
 ELEV. = 142'-3"  
 Scale 1/8"=1'-0"

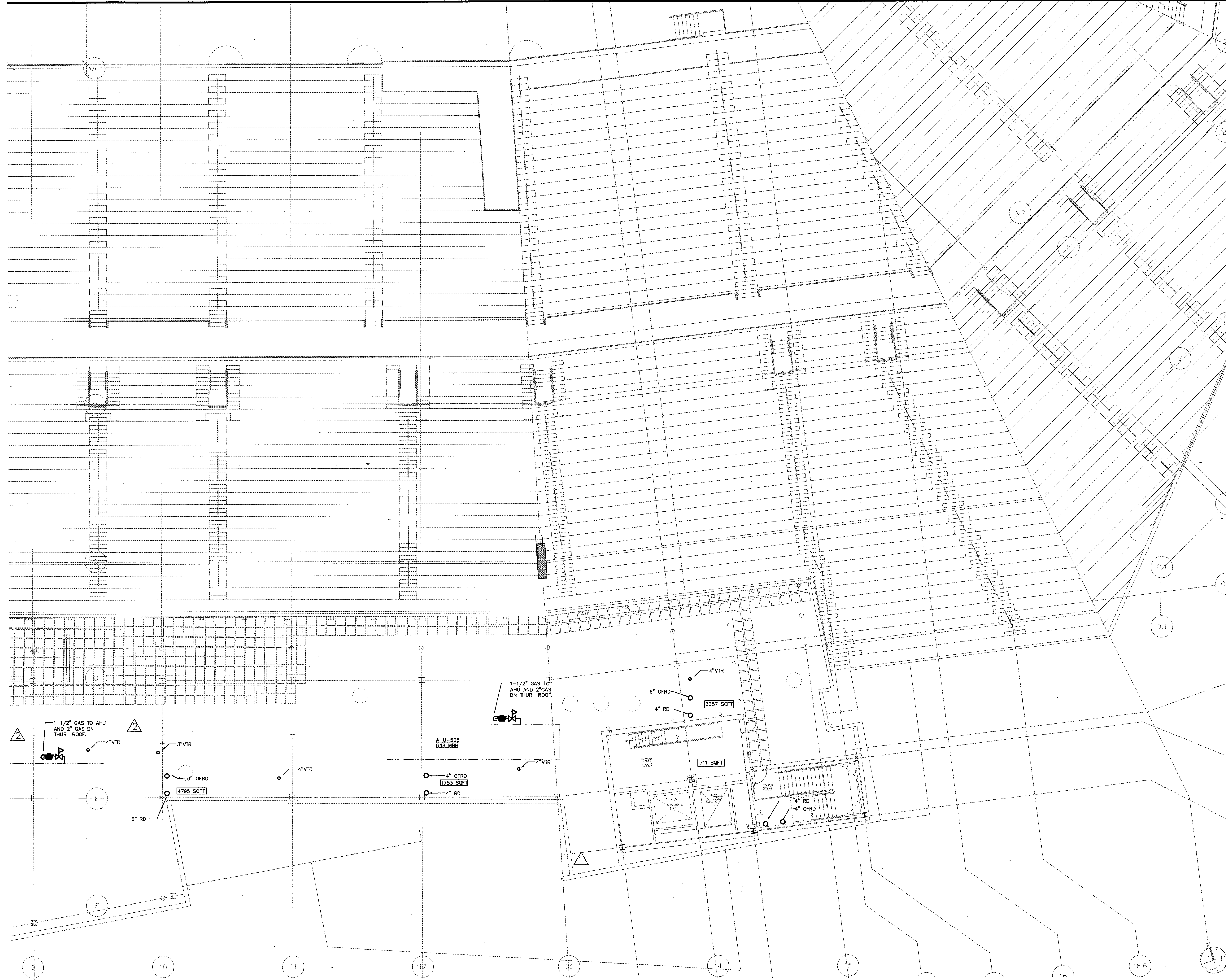
Date 08.30.03 Comm. No. 1013.0002.00  
 In Charge FP RECORD DOCUMENTS  
 Drawn By KP  
 Checked By MF P107A



1 PHOTO DECK LEVEL, AREA A - FLOOR PLAN  
 1/8"=1'-0"

R:\000481\01\PLUMBING\AS-BUILD\20011119\_P107A.dwg, Layer: 1, 12/22/2001 1:06:05 PM



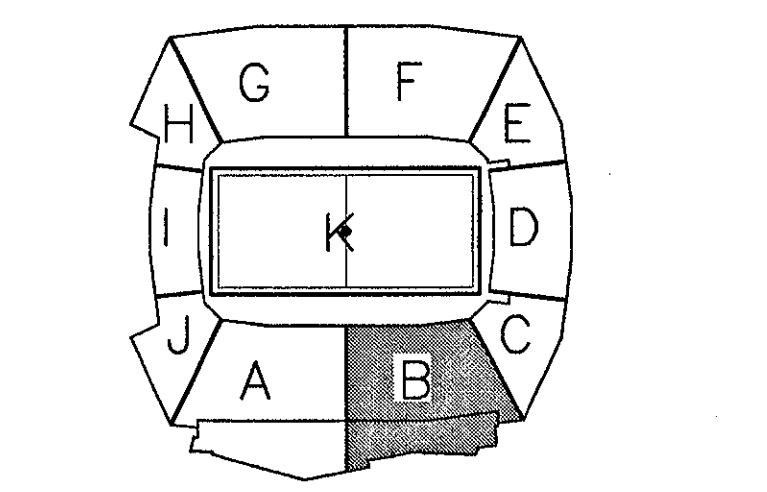


Revision	Date	No.
AS PER RFI#390/ASI#062	12/12/01	1

**THE STADIUM AT RENTSCHLER FIELD**

- Owner**  
State of Connecticut
- Architect**  
Ellerbe Becket, Inc.  
605 West 47th Street, Suite 200  
Kansas City, MO 64112-1905  
Telephone: 816.551.4463  
Facsimile: 816.551.2863
- Structural Engineering**  
BVH Integrated Services  
59 Griffin Road South  
Bloomfield, CT 06002  
Telephone: 860.286.9171  
Facsimile: 860.242.8236
- Mechanical/Electrical Engineering**  
DTC  
556 Washington Ave  
North Haven, CT 06473  
Telephone: 203.339.4200  
Facsimile: 203.334.7376
- Civil Engineering/Traffic**  
Fuss & O'Neill  
140 Northford Road  
Manchester, CT 06040-5921  
Telephone: 860.646.2469  
Facsimile: 860.643.6213
- Code Analysis**  
F.P. & C Consultants, Inc.  
9233 Ward Parkway, Suite 225  
Kansas City, MO 64114  
Telephone: 816.523.3377  
Facsimile: 816.523.8256
- Audio/Visual**  
Petton Marsh Kinsella  
1420 N. Washington Ave, Suite 400  
Dallas, TX 75242-4851  
Telephone: 214.688.7444  
Facsimile: 214.951.7488
- Landscaping Design**  
CR3  
571 Hopwood Street  
Stamford, CT 06907  
Telephone: 860.658.1988  
Facsimile: 860.658.1217
- Food Service**  
The Bigelow Companies  
175 Universal Avenue, Suite 150  
Kansas City, MO 64120  
Telephone: 816.483.5553  
Facsimile: 816.483.5910
- Geotechnical**  
GZA GeoEnvironmental  
27 Nank Road  
Hartford, CT 06105  
Telephone: 860.875.7655  
Facsimile: 860.872.2416
- Security**  
SafeSecure Network  
171 East Rock Road  
New Milford, CT 06776  
Telephone: 860.354.7020  
Facsimile: 860.354.7020
- Vertical Circulation**  
Syska & Hennessy  
One Broadway, 9th Floor  
Cambridge, MA 02142  
Telephone: 617.577.9900  
Facsimile: 617.577.9191
- Sports Turf**  
MST  
883 N. 26th Avenue  
Littleton, CO 80120-4402  
Telephone: 303.730.1440  
Facsimile: 303.730.2627

THESE RECORD DOCUMENTS HAVE BEEN PREPARED BASED ON INFORMATION SUPPLIED TO THE ARCHITECT/ENGINEER BY OTHERS. THE ARCHITECT/ENGINEER HAS NOT INDEPENDENTLY VERIFIED THE INFORMATION AND DISCLAIMS RESPONSIBILITY FOR THE ACCURACY AND COMPLETENESS THEREOF. THESE DRAWINGS ARE FOR REFERENCE ONLY AND ARE NOT TO BE USED FOR CONSTRUCTION WITHOUT DRAWINGS AND CALCULATIONS SPECIFICALLY PREPARED FOR ANY INTENDED ADDITIONAL WORK.



**ELLERBE BECKET**

4600 Madison Avenue  
Suite 1000  
Kansas City, MO 64112  
816.561.4443

Ellerbe Becket, Inc.

© 2003 Ellerbe Becket

**PHOTO DECK LEVEL, AREA B  
PLUMBING PLAN  
ELEV. = 142'-3"**  
Scale 1/8"=1'-0"

Date **08.30.03** Comm. No. 1013.0002.00  
In Charge **FP** RECORD DOCUMENTS  
Drawn By **KP**  
Checked by **MF** **P107B**

R:\00000107\PHOTO DECK LEVEL, AREA B - PLUMBING PLAN.dwg, 12/12/2001 10:04:47 AM

**1 PHOTO DECK LEVEL, AREA B - FLOOR PLAN**  
1/8"=1'-0"  
W:\DOCS\ARCH\MASTER\AMORX\FEA.DWG 0 2 4 8 16 24



FIRE PROTECTION NOTES - DIVISION 15

A. GENERAL

- THE CONTRACTOR SHALL PROVIDE AND INSTALL A COMPLETE AND OPERATING FIRE PROTECTION SYSTEM INCLUDING ALL LABOR, MATERIALS AND EQUIPMENT NECESSARY AND AS SHOWN ON DRAWINGS AND AS DESCRIBED IN THE SPECIFICATIONS.
- ALL INSTALLATIONS SHALL CONFORM TO ALL FEDERAL, STATE OF CONNECTICUT, AND LOCAL CODES, ORDINANCES AND LAWS HAVING JURISDICTION OVER THIS PROJECT. IN THE EVENT OF CONFLICT BETWEEN THE SPECIFICATIONS AND THE ABOVE MENTIONED CODES, THE MOST STRINGENT SHALL GOVERN.
- CONTRACTOR SHALL PAY ALL FEES AND TAXES, OBTAIN ALL PERMITS AND APPROVALS, FILE THE REQUIRED DOCUMENTS AND CAUSE ALL INSPECTIONS.
- THE CONTRACTOR SHALL PERFORM ALL CUTTING, RIGGING, MOVING, MOUNTING, CLEANUP, SEALING, RESTORATION, AND ALL ELSE REQUIRED TO COMPLETE THE PLUMBING INSTALLATION.
- THE CONTRACTOR SHALL COORDINATE ALL WORK WITH THE OWNER AND OTHER TRADES. SCHEDULING OF WORK MUST BE APPROVED BY OWNER.
- BEFORE FABRICATING ANY WORK, THE CONTRACTOR SHALL PREPARE AND SUBMIT FOR APPROVAL SHOP DRAWINGS FOR ALL ITEMS SHOWN ON CONTRACT DRAWINGS. SHEET METAL DRAWINGS SHALL BE SUBMITTED AT 1/8" PER FOOT MINIMUM SCALE FOR ALL SYSTEMS.
- CONTRACTOR SHALL GIVE FULL COOPERATION TO OTHER TRADES AND SHALL FURNISH IN WRITING TO OTHER CONTRACTORS, WITH COPIES TO THE ENGINEER, ANY INFORMATION NECESSARY TO PERMIT THE WORK OF ALL TRADES TO BE INSTALLED TO CLEAR SATISFACTORILY AND WITH THE LEAST POSSIBLE INTERFERENCE OR DELAY.
- THE CONTRACT DRAWINGS AND ACCOMPANYING SPECIFICATIONS SHOW THE GENERAL ARRANGEMENT AND EXTENT OF THE WORK TO BE DONE, BUT THE EXACT LOCATION AND ARRANGEMENT OF ALL PARTS SHALL BE DETERMINED AS THE WORK PROGRESSES, TO CONFORM IN THE BEST POSSIBLE MANNER WITH ITS SURROUNDINGS; THE EXACT LOCATION OF ALL PARTS OF THE WORK MUST BE GOVERNED BY THE GENERAL BUILDING PLANS AND THE ACTUAL BUILDING CONDITIONS.
- THE CONTRACT DRAWINGS ARE INTENDED AS AN INDICATION OF THE ARRANGEMENT OF EQUIPMENT, PIPING AND VALVES, ETC. AND ARE AS NEARLY AS CORRECT AS CAN BE DETERMINED IN ADVANCE OF THE ACTUAL CONSTRUCTION OF THE BUILDING. APPARATUS AND PIPING, ELECTRICAL WIRING OR OTHER OBSTRUCTIONS, ETC., MUST BE CHANGED IN LOCATION TO CLEAR SUCH OBSTRUCTIONS, WITHOUT ADDITIONAL CHARGES.
- THE PIPING ARRANGEMENT INDICATED ON THE CONTRACT DRAWINGS ARE PARTICULARLY INTENDED AS AN INDICATION ONLY; THE ACTUAL PIPING LAYOUT AT THE TIME OF INSTALLATION TO BE MADE AND ARRANGED AS TO FULLY BEST SUIT THE REQUIREMENTS OF EACH PARTICULAR CASE. ADEQUATELY PROVIDE FOR EXPANSION AND PERFECT JOINTS AND MINIMIZE THE AMOUNT OF SPACE REQUIRED FOR THE SAME.
- THE CONTRACT DRAWINGS SHOW THE GENERAL ARRANGEMENT OF ALL SYSTEMS. SHOULD LOCAL CONDITIONS NECESSITATE REARRANGEMENT OF ONE OR MORE OF THE SYSTEMS, OR IF PIPING CAN BE RUN TO BETTER ADVANTAGE AND AT THE SAME TIME ACCOMPLISH AS GOOD OR BETTER RESULTS, THE CONTRACTOR BEFORE PROCEEDING WITH THE WORK, SHALL PREPARE AND SUBMIT COMPLETE DRAWINGS SHOWING ALL PROPOSED DETAILS OF THE PROPOSED REARRANGEMENT FOR WRITTEN APPROVAL.
- THE CONTRACT DRAWINGS PRECLUDE INDICATING THEREON, ALL OFFSETS, FITTINGS, ACCESSORIES AND DETAILS WHICH MAY BE REQUIRED. THE CONTRACTOR SHALL CAREFULLY EXAMINE ALL OF THE ARCHITECTURAL DRAWINGS AND THE RESPECTIVE SPECIFICATIONS FOR CONDITIONS WHICH MAY AFFECT THE INSTALLATION OF HIS WORK, AND SHALL ARRANGE HIS WORK ACCORDINGLY, FURNISHING ALL REQUIRED ITEMS TO MEET SUCH CONDITIONS TO COMPLETE THE SYSTEMS TO THE TRUE EXTENT OF THE CONTRACT DRAWINGS AND SPECIFICATIONS.
- ELECTRICAL POWER FOR THE FIRE PUMP IS PROVIDED FROM NORMAL POWER AND THE EMERGENCY STANDBY GENERATOR VIA AUTOMATIC TRANSFER SWITCH.
- ALL CONTROL VALVES SHALL BE PROVIDED WITH TAMPER SWITCHES.
- OCCUPANCY CLASSIFICATION IS LIGHT HAZARD WITH AREA OF APPLICATION OF 1500 SQUARE FEET AND WITH FLOW DENSITY OF 0.1 GPM/SQ.FT.
- CONTRACTOR SHALL PREPARE SPRINKLER SYSTEM HYDRAULIC CALCULATION AND SUBMIT THEM AS PART OF THE SHOP DRAWINGS. THE CALCULATIONS SHALL BE PREPARED IN ACCORDANCE WITH NFPA CHAPTER 13, INSURANCE CARRIER SPECIFICATIONS AND OTHER REQUIREMENTS AS DETAILED IN THE SPECIFICATIONS. CALCULATIONS SHALL BE PREPARED FOR AS MANY AREAS OF APPLICATION AS NECESSARY TO DEMONSTRATE TO THE SATISFACTION OF THE ENGINEER THAT THE SYSTEMS MEETS THE OUTLINED CRITERIA. MAXIMUM WATER FLOW VELOCITY IS LIMITED TO 20 FEET PER SECOND.
- THE CONTRACTOR SHALL SUBMIT THE REQUIRED NUMBER OF SHOP DRAWINGS INCLUDING COORDINATED PIPING LAYOUTS, INDICATING HEADS, DIMENSIONS, AND PIPE ELEVATIONS TO THE ENGINEER FOR APPROVAL PRIOR TO FABRICATION OF PIPING OR PURCHASED EQUIPMENT. DEVIATIONS FROM THE SHOP DRAWINGS TO MEET FIELD CONDITIONS SHALL BE BROUGHT TO THE ATTENTION OF THE OWNER PRIOR TO INSTALLATION.
- THE ENTIRE FIRE PROTECTION PIPING SYSTEM SHALL BE TESTED AS REQUIRED BY LOCAL CODES AND AS REQUIRED BY ANY OTHER AGENCIES HAVING JURISDICTION.
- UPON COMPLETION OF THE WORK THE CONTRACTOR SHALL PREPARE A CERTIFICATE OF MATERIALS AND TESTS, AND SHALL SECURE THE FINAL INSPECTION AND APPROVAL BY ALL AGENCIES HAVING JURISDICTION.

B. MATERIALS

- CONTRACTOR SHALL FURNISH ALL LABOR, MATERIALS EQUIPMENT AND INCIDENTALS TO PROVIDE PIPING SYSTEMS SHOWN ON DRAWINGS, INCLUDING FITTINGS, HANGERS, VALVES AND APPURTENANCES.
- FIRE PROTECTION WORK SHALL INCLUDE ALL WET AND DRY SPRINKLER SYSTEMS, DRY PIPE VALVES, FIRE STANDPIPE SYSTEMS, FIRE PUMP AND FIRE WATER SERVICE EQUIPMENT AND PIPING WITHIN FIVE FEET FROM OUTSIDE OF BUILDING.
- CONTRACTOR SHALL VERIFY ALL SITE CONDITIONS AND PIPE ELEVATIONS OF ALL FIRE PROTECTION SYSTEMS.
- CONTRACTOR SHALL SUBMIT CERTIFICATES FROM PRODUCT MANUFACTURERS INDICATING MATERIALS COMPLY WITH THE STANDARDS REFERENCED IN THE SPECIFICATIONS.
- HORIZONTAL PIPING SHALL SLOPE UNIFORMLY WITHOUT SAGS OR HUMPS TO PROVIDE FOR COMPLETE DRAINAGE OF SYSTEMS AND ELIMINATION OF AIR.
- COORDINATE FIRE PROTECTION PIPING INSTALLATION WITH DUCTWORK, STRUCTURE, LIGHTING, ELECTRICAL CONDUIT, AND ALL OTHER MATERIAL AND EQUIPMENT.
- WHEREVER WELLS ARE INSTALLED IN PIPING FOR, PRESSURE GAGES, PROBES ETC. PIPE SIZE SHALL BE INCREASED BY ONE PIPE DIAMETER TO ACCOMMODATE THE SAME.
- PIPING SHALL NOT BE SUPPORTED FROM DUCTWORK, DUCT SUPPORTS, OR OTHER PIPING. HANGER RODS SHALL NOT PENETRATE DUCTWORK.
- PROVIDE ALL NECESSARY SUPPLEMENTARY STEEL FOR SUPPORT AND ATTACHMENT OF HANGERS, AND PIPE SUPPORTS BETWEEN BUILDING STRUCTURAL MEMBERS. STEEL SHALL BE PAINTED WITH ONE COAT OF RUST INHIBITING PRIMER.
- PLACE SLEEVES THROUGH ALL WALLS, FLOORS AND CEILINGS DURING THE INITIAL CONSTRUCTION WHERE IT IS NECESSARY FOR PIPING TO GO THROUGH. WHEN IT IS NOT DONE, DO ALL CUTTING AND PATCHING REQUIRED FOR THE INSTALLATION OF WORK. ANY DAMAGE CAUSED TO THE BUILDING BY THIS CUTTING AND PATCHING SHALL BE CORRECTED AT NO ADDITIONAL COST TO THE OWNER.
- ALL EXPOSED DELUGE VALVE SYSTEM PIPING TO BE SCHEDULE 40 GALVANIZED PIPE.
- ALL PIPING BETWEEN FIRE DEPARTMENT SIAMISE AND CHECK VALVE SHALL BE SCHEDULE 40 GALVANIZED.
- PROVIDE INSPECTORS TEST AND DRAIN AT END OF LINE FOR EACH MOST REMOTE AREA. PROVIDE INDIVIDUAL TEST STATIONS AND DRAINS FOR EACH CONCESSION STAND AND TOILET BUILDING ON CONCOURSE LEVEL.
- PROVIDE CORROSION PROOF TYPE SPRINKLER HEADS IN ALL SHOWER ROOMS AND ALL OTHER AREAS SUBJECT TO HIGH HUMIDITY.
- PROVIDE SPRINKLER HEADS AT TOP AND FIRST LANDINGS OF EACH STAIRWELL.
- ALL BURIED FIRE LINES MUST BE 4"-6" BELOW FROST LINE.

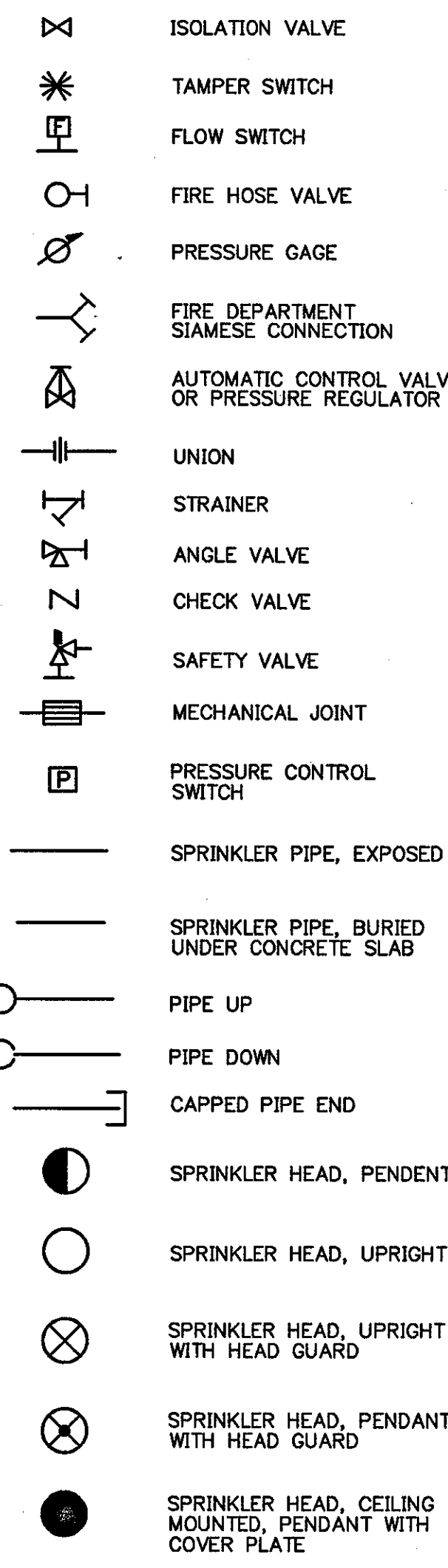
C. CLEANUP

- THOROUGHLY BRUSH AND CLEAN UP WORK. REMOVE ALL DEBRIS FROM INSIDE AND OUTSIDE OF ALL PIPING AND EQUIPMENT. PAINTED EXPOSED WORK, SOILED OR DAMAGED, SHALL BE CLEANED OR REPAINTED TO MATCH ADJOINING WORK BEFORE FINAL ACCEPTANCE.

F. WARRANTY

- THE CONTRACTOR SHALL PROVIDE FULL WARRANTY FOR A PERIOD OF ONE YEAR STARTING AT THE DATE OF A WRITTEN ACCEPTANCE BY THE OWNER OF THE COMPLETED WORK.
- WARRANTY SHALL COVER INSTALLATION, WORKMANSHIP, MATERIALS, EQUIPMENT AND EQUIPMENT PERFORMANCE. ANY EQUIPMENT FOUND NOT PERFORMING AS SPECIFIED, MALFUNCTIONING OR HAVING EXCESSIVE NOISE OR VIBRATIONS SHALL BE REPAIRED OR REPLACED IF FOUND UNREPAIRABLE.

GRAPHIC SYMBOLS

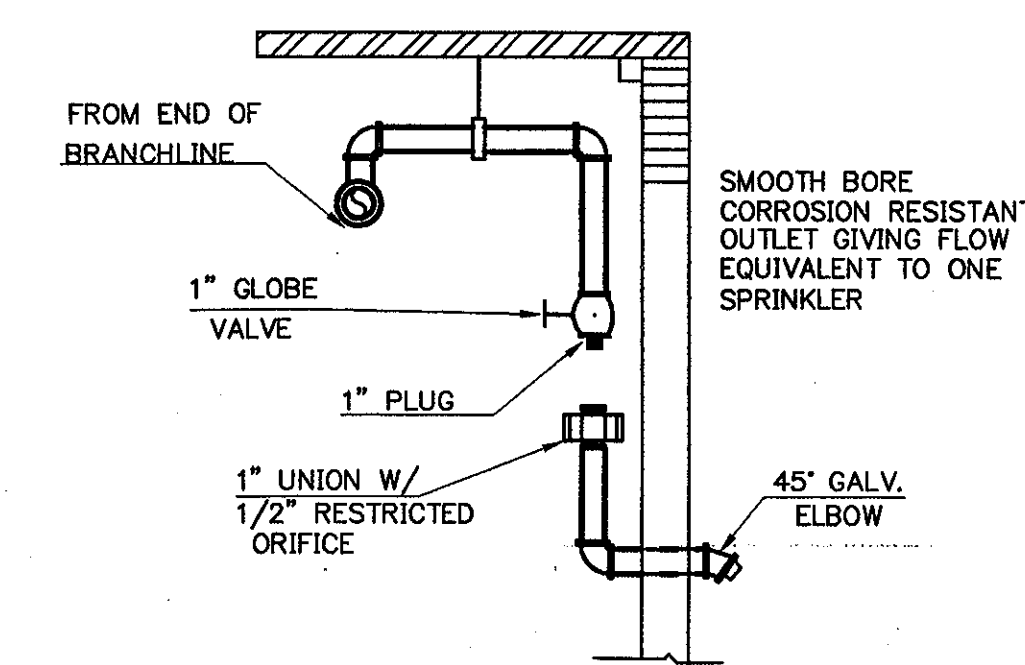


FIRE PROTECTION ABBREVIATIONS

GPM	GALLONS PER MINUTE
PSI	POUNDS PER SQUARE INCHES
HP	HORSEPOWER
SQ.FT.	SQUARE FEET
DPVC	DRY PIPE VALVE CABINET
FP	FIRE PUMP
DPV	DRY PIPE VALVE
FSP	FIRE STANDPIPE

PIPE SIZING NOTES:

- CONTRACTOR SHALL SIZE ALL DRY PIPE SPRINKLER SYSTEMS HYDRAULICALLY TO ASSURE ADEQUATE PRESSURE AND FLOW TO EACH SPRINKLER HEAD. PIPE SIZES SHOWN ON PLANS ARE PRELIMINARY AND SHALL BE ADJUSTED AS PER RESULTS OF THE HYDRAULIC PRESSURE LOSS CALCULATIONS. SCHEDULE SYSTEM PIPE SIZING IS NOT ACCEPTABLE.
- ALL PIPE SIZES SHALL BE KEPT AT MINIMUM TO ASSURE THAT PIPE SYSTEM VOLUMES DO NOT EXCEED 750 GALLON PER DRY PIPE VALVE. NO HEAT TRACING OF ANY WET FIRE LINES IS ALLOWED.



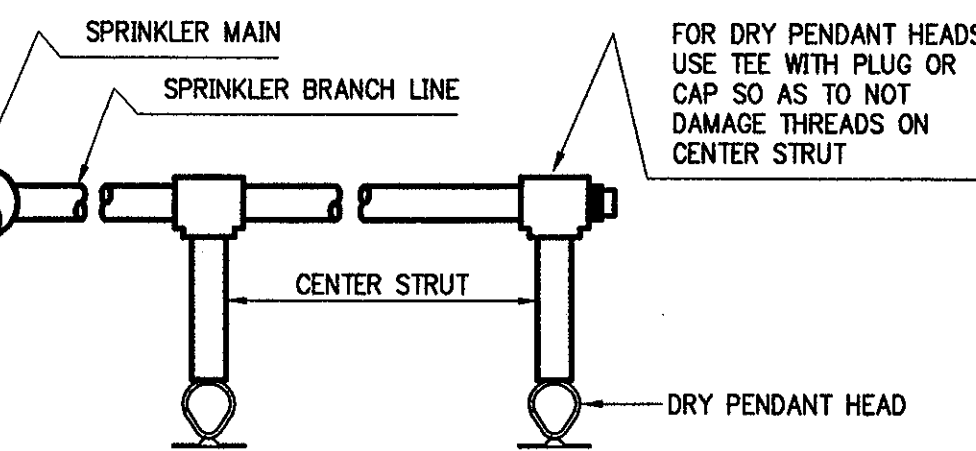
NOTE: TO MINIMIZE CONDENSATION OF WATER IN THE DROP TO THE TEST CONNECTION, PROVIDE A NIPPLE-UP OFF OF THE BRANCHLINE.

DRY TEST CONNECTION (PER NFPA 13)

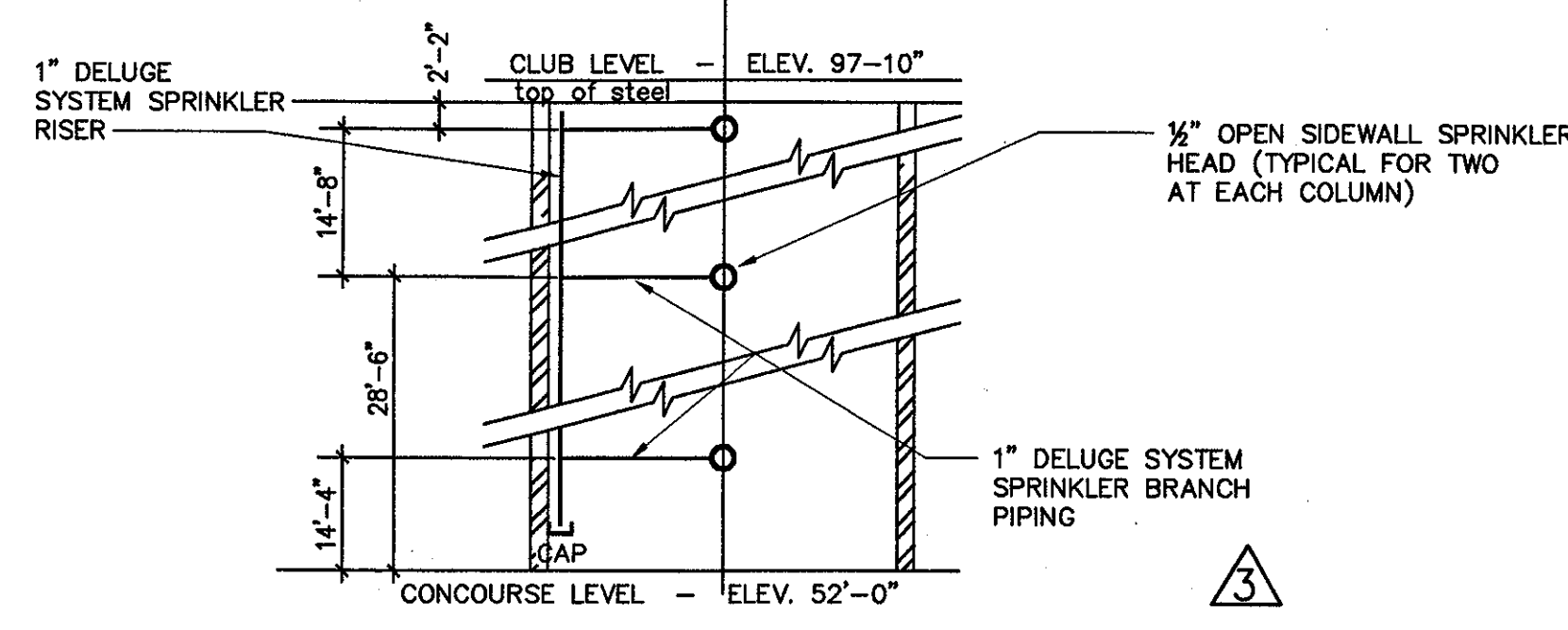
SYM	HEAD CHART	QTY
●	185" RELIEF CONCEALER, WHITE COVER PLATE, 1/2" ORIFICE, X=5.82	
○	185" RELIEF BRASS UPRIGHT MODEL G, 1/2" ORIFICE, X=5.82	
▷	185" RELIEF OPEN SIDEWALL MODEL G, 1/2" ORIFICE, X=5.82	

FLOOR CONTROL VALVE ASSEMBLY DETAIL

NOT TO SCALE

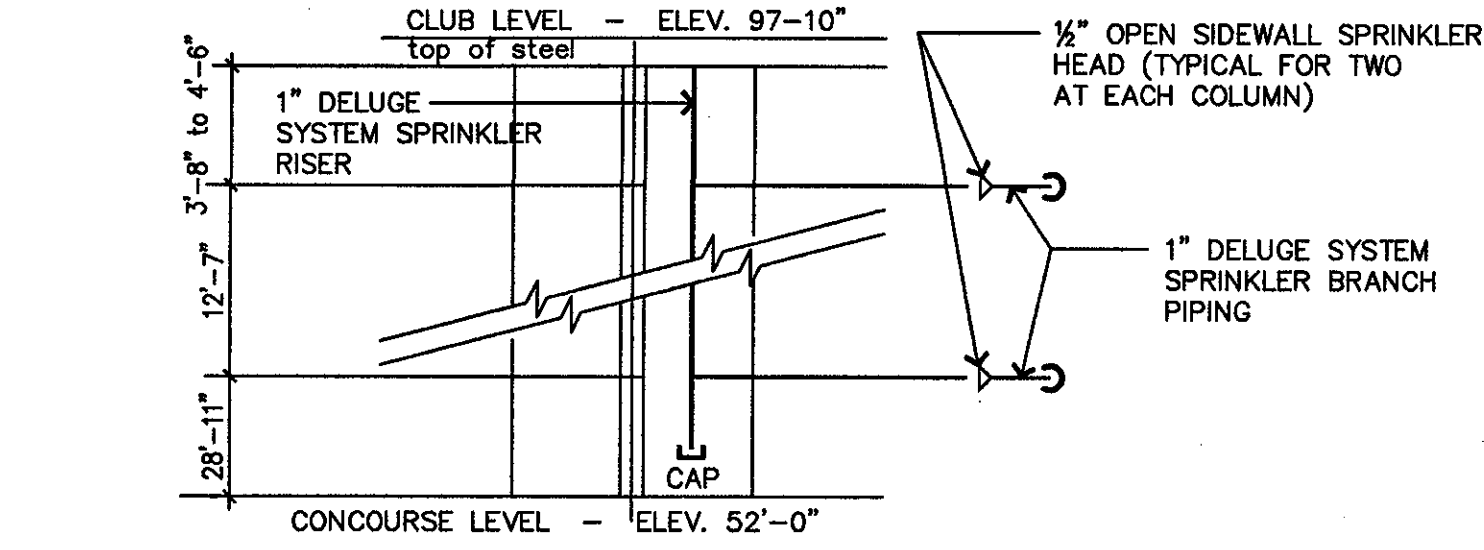
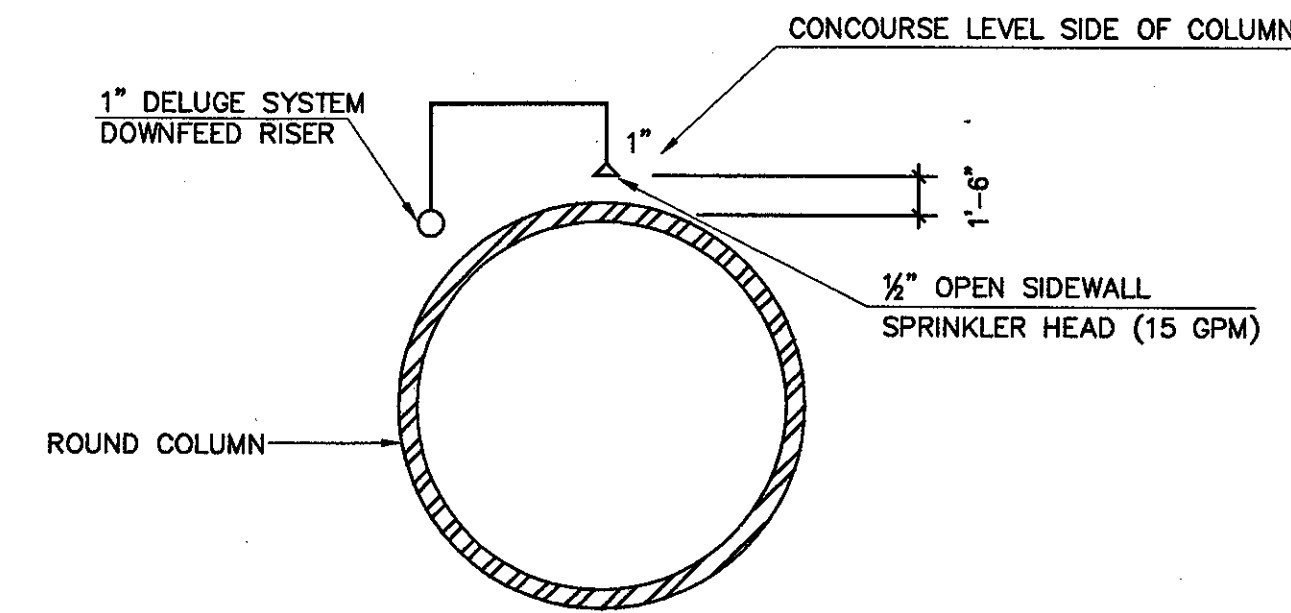


TYPICAL DROP DETAIL DRY PENDENT SPRINKLER AT END OF BRANCH LINE



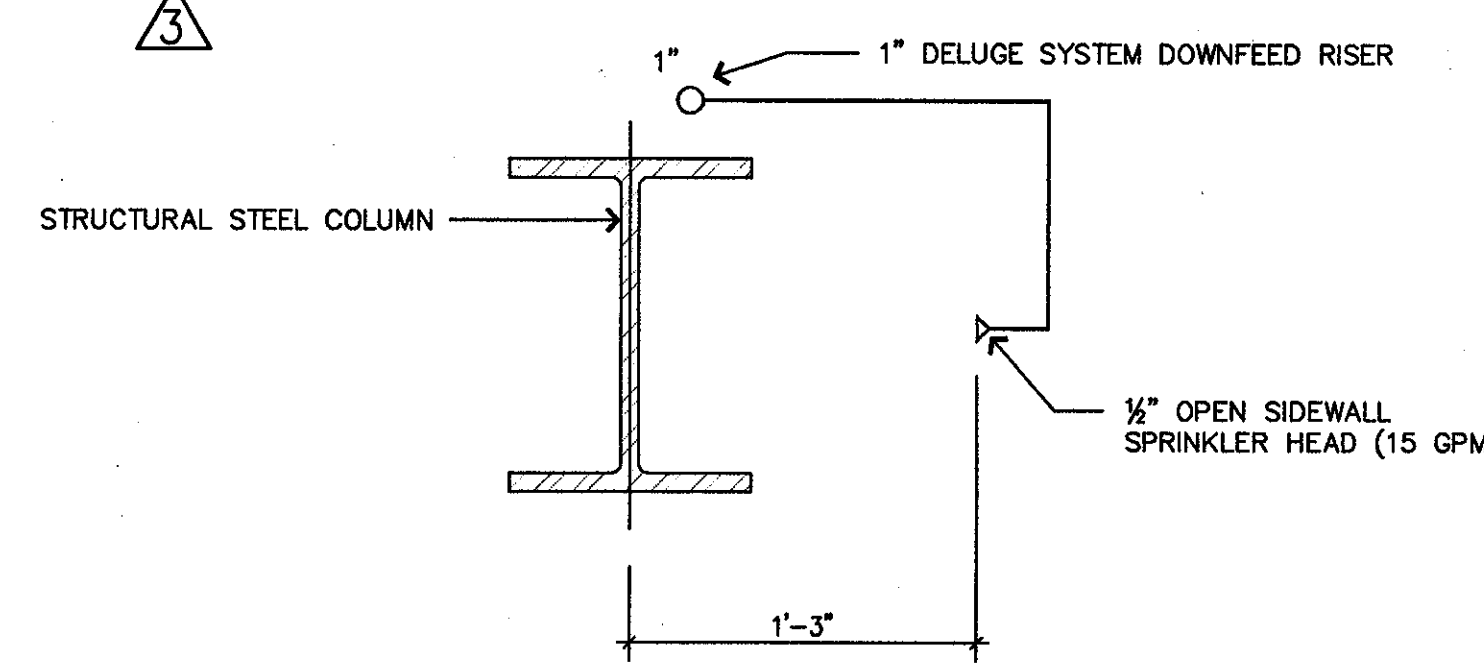
DELUGE SYSTEM SPRINKLER HEAD SPACING DETAIL AT ROUND COLUMNS

NOT TO SCALE



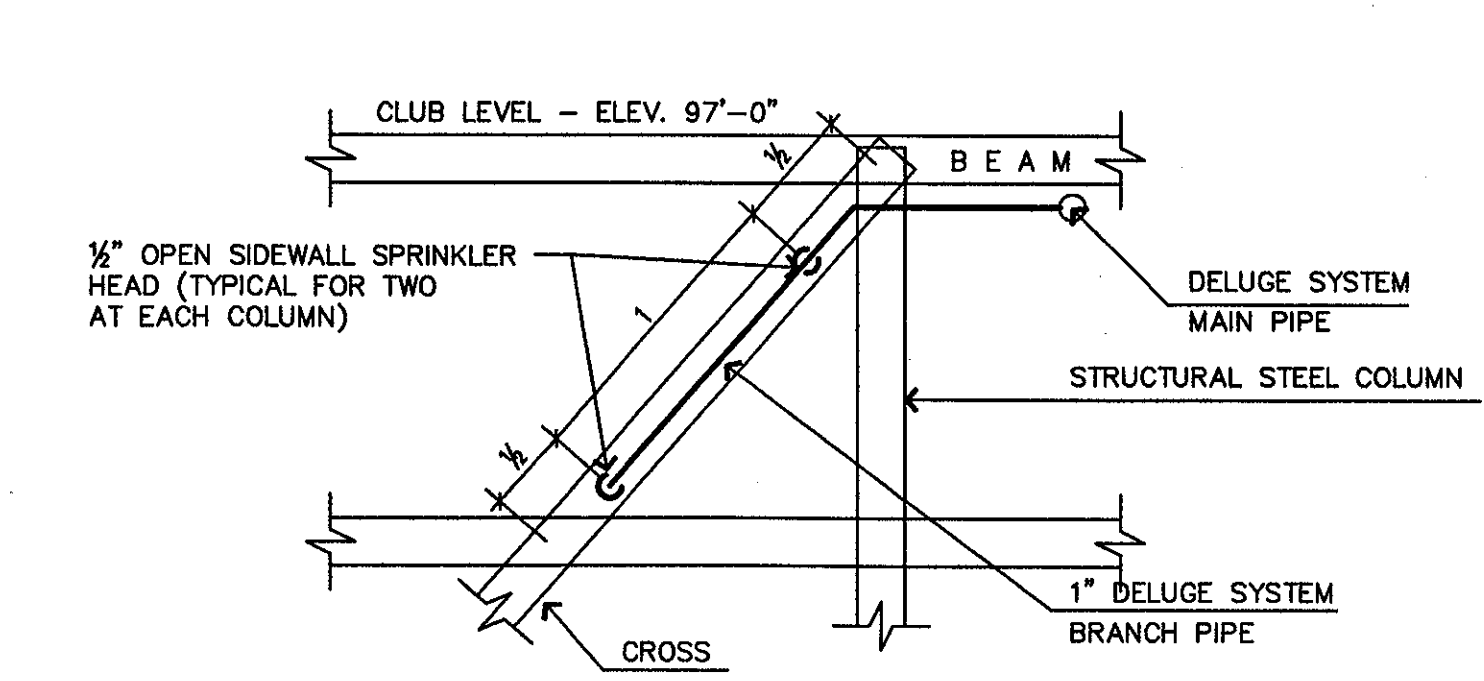
DELUGE SYSTEM SPRINKLER HEAD SPACING DETAIL AT EXPOSED COLUMNS

NOT TO SCALE



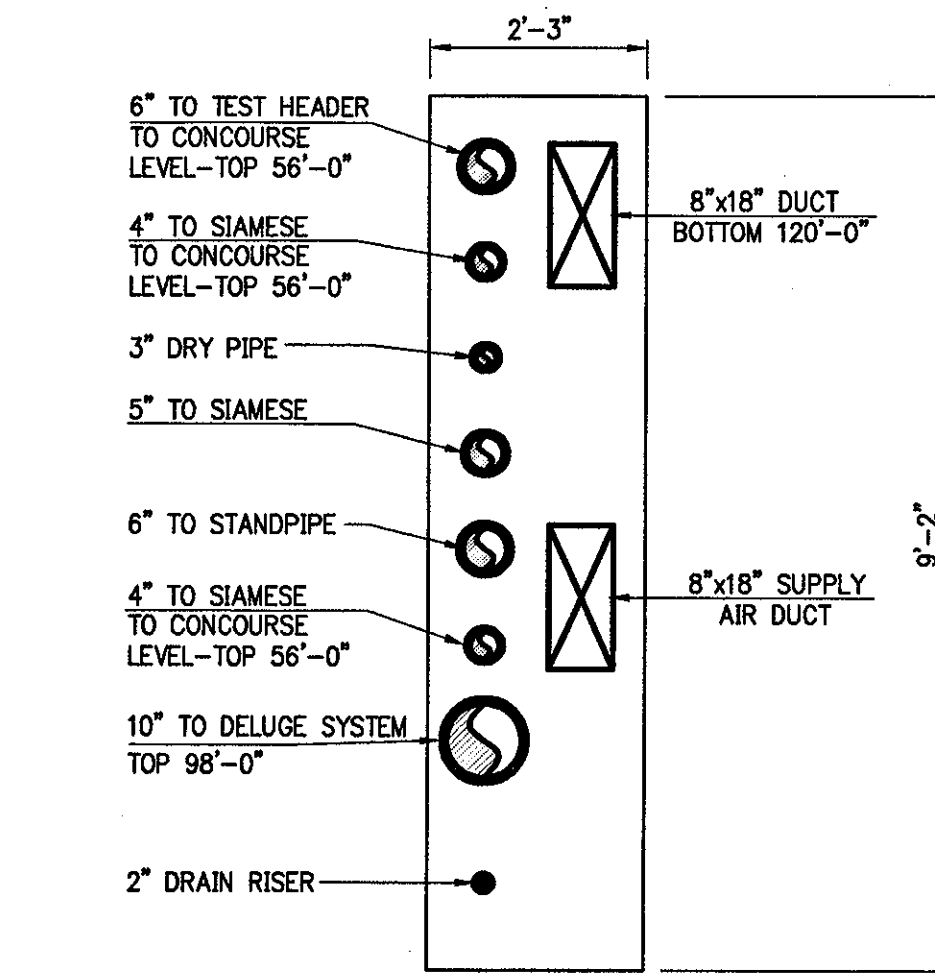
DELUGE SYSTEM SPRINKLER HEAD SPACING DETAIL AT CROSS BRACING STEEL FRAMING MEMBERS

NOT TO SCALE



DELUGE SYSTEM SPRINKLER HEAD DETAILS FOR COLUMN PROTECTION

NOT TO SCALE



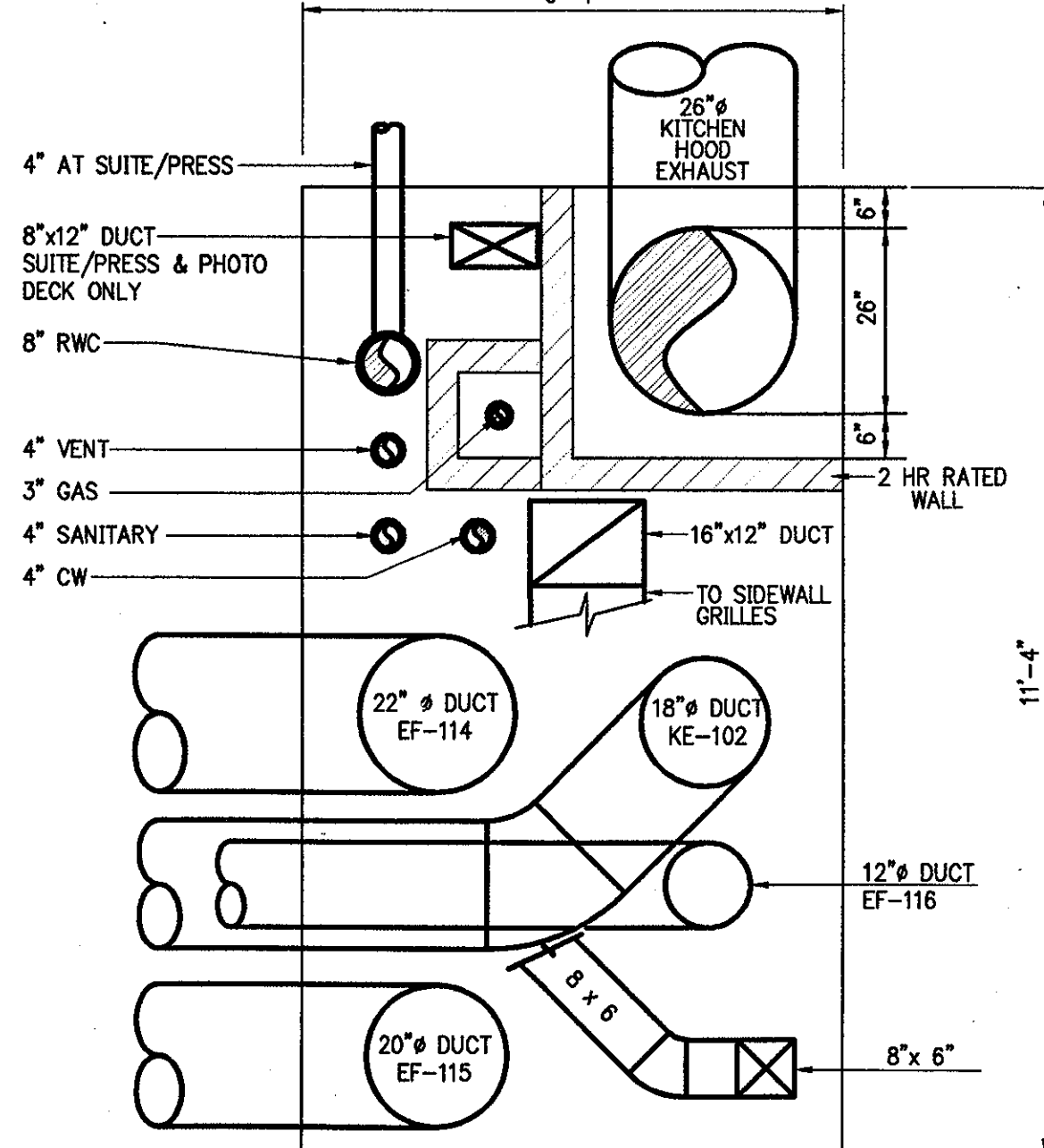
PIPE SHAFT AT SECTOR "B" STAIRS

STAIR "A"

1/2" = 1'-0"

DELUGE SYSTEM SPRINKLER HEAD SPACING DETAIL AT CROSS BRACING STEEL FRAMING MEMBERS

NOT TO SCALE



DUCT/PLUMBING SHAFT AT SECTOR "B" STAIRS

STAIR "B"

1/2" = 1'-0"

Revision	Date	No.
REVISIONS PER CCD#151	6/24/02	△
DELETED DRY PIPE VALVE	8/20/01	△
LOCATION RESTRICTION		
AS PER ADDENDUM 1	4/11/01	△

THE STADIUM AT RENTSCHLER FIELD

Owner: State of Connecticut

Architecture: Ellerbe Becket, Inc.  
605 West 47th Street, Suite 200  
Kansas City, MO 64111-1885  
Telephone: 816.581.4443  
Facsimile: 816.581.2843

Landscaping Design: CR3  
571 Hogwood Street  
Stamford, CT 06407  
Telephone: 860.658.1988  
Facsimile: 860.658.1217

Structural Engineering: BVH Integrated Services  
50 Griffin Road South  
Bloomfield, CT 06002  
Telephone: 860.286.9171  
Facsimile: 860.242.8296

Mechanical/Electrical Engineering: DTC  
858 Washington Ave  
North Haven, CT 06473  
Telephone: 203.238.4200  
Facsimile: 203.234.7376

Civil Engineering/Staff: Fuss & O'Neill  
146 Hartford Road  
Manchester, CT 06040-5921  
Telephone: 860.642.3489  
Facsimile: 860.643.6513

Code Analysis: F P & C Consultants, Inc.  
8239 Ward Parkway, Suite 225  
Kansas City, MO 64114  
Telephone: 816.523.3377  
Facsimile: 816.523.8256

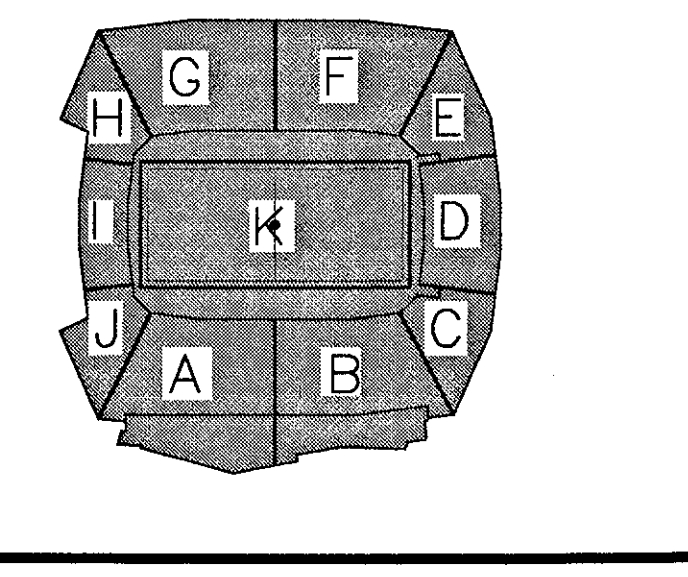
Vertical Circulation: Syska & Hennessy  
One Broadway, 9th Floor  
Cambridge, MA 02142  
Telephone: 617.577.9900  
Facsimile: 617.577.9191

Specialist: Pelton Marsh Kinella  
1420 W. Macdonald Lane, Suite 400  
Dallas, TX 75247-4951  
Telephone: 214.628.7444  
Facsimile: 214.621.7468

Specialist: MST  
891 N. Kelly Avenue  
Littleton, CO 80120-4402  
Telephone: 303.738.1440  
Facsimile: 303.738.2627

Security: Safesecure Network  
17 E. Buck Road  
New Milford, CT 06756  
Telephone: 860.354.7020  
Facsimile: 860.354.7020

THESE RECORD DOCUMENTS HAVE BEEN PREPARED BASED ON INFORMATION SUPPLIED TO THE ARCHITECT/ENGINEER BY OTHERS. THE ARCHITECT/ENGINEER HAS NOT INDEPENDENTLY VERIFIED THE INFORMATION AND DISCLAIMS RESPONSIBILITY FOR THE ACCURACY AND COMPLETENESS THEREOF. THESE DRAWINGS ARE FOR REFERENCE ONLY AND ARE NOT TO BE USED FOR CONSTRUCTION WITHOUT DRAWINGS AND CALCULATIONS SPECIFICALLY PREPARED FOR ANY INTENDED ADDITIONAL WORK.



ELLERBE BECKET

4600 Madison Avenue  
Suite 1000  
Kansas City, MO 64112  
816.561.4443

Ellerbe Becket, Inc.

© 2003 Ellerbe Becket

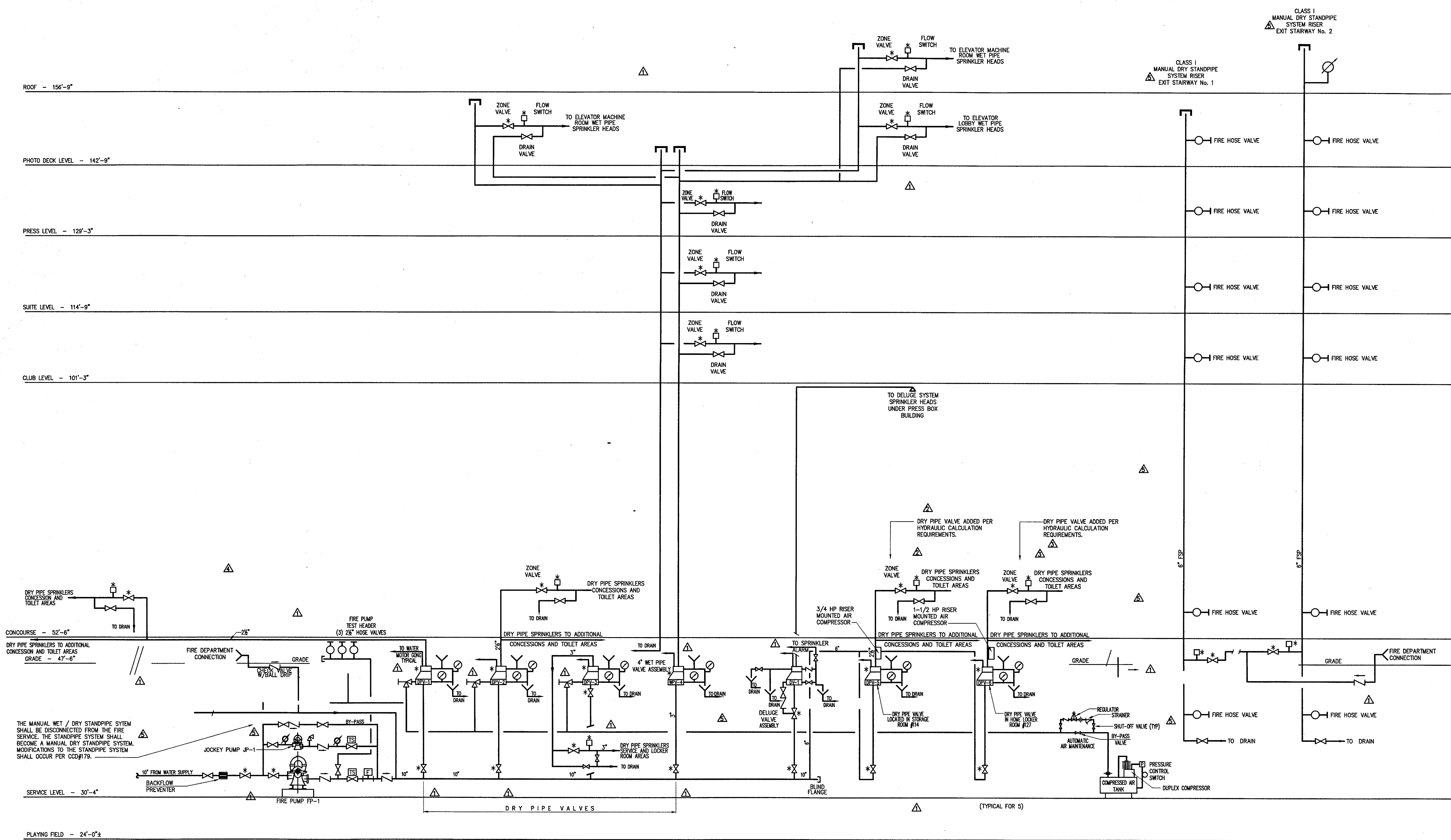
FIRE PROTECTION, SCHEDULES, DETAILS, NOTES AND ABBREVIATIONS  
Scale: NONE

Date: 08.30.03 Comm. No. 1013.0002.00  
In Charge: FSP RECORD DOCUMENTS  
Drawn By: JAV  
Checked By: LS

F001



Revision	Date	No.
REVISIONS PER CCD#179	8/26/02	△
REVISIONS PER RFI#398	8/26/02	△
ADDED DPV-6	8/20/01	△
ADDED DPV-5	8/20/01	△
AS PER ADDENDUM 1	4/11/01	△



- NOTES**
- ALL FIRE STANDPIPE AND SPRINKLER CONTROL VALVES ARE PROVIDED WITH TAMPER SWITCHES NOTED THUS \*.
  - ALL FIRE PUMPS ARE PROVIDED WITH EMERGENCY POWER.
  - OCCUPANCY CLASSIFICATION IS LIGHT HAZARD THROUGHOUT EXCEPT CONCOURSE LEVEL TOILETS WHICH WILL BE ARE ORDINARY HAZARD. PRESSURE LOSS CALCULATIONS ARE TO BE PREPARED FOR THE MOST REMOTE AREA. CLASSIFICATION APPLICATION IS 1500 SQ. FT. AND DENSITY OF 0.1 GPM/SQ.FT.
  - NOT MORE THAN 750 GAL. SYSTEM CAPACITY SHALL BE CONTROLLED BY ANY ONE DRY PIPE VALVE.
  - QUICK OPENING DEVICES ARE PROVIDED WITH EACH DRY PIPE VALVE WHERE SYSTEM CAPACITY EXCEEDS 500 GALLONS.
  - ALL DRY PIPE AND DELUGE SYSTEM VALVES ARE LOCATED IN HEATED AREAS.
  - ALL PIPING BETWEEN SIAMOSE CONNECTION AND CHECK VALVE SHALL BE GALVANIZED.
  - PROVIDE INSPECTORS TEXT AND DRAIN AT END OF LINE FOR EACH MOST REMOTE AREA.

**THE STADIUM AT RENTSCHLER FIELD**

Owner: State of Connecticut

Architecture: **Ellerbe Becket, Inc.**  
 605 West 47th Street, Suite 200  
 Kansas City, MO 64113-1955  
 Telephone: 816.561.4443  
 Facsimile: 816.561.3863

Landscaping Design: **CR3**  
 571 Hageman Street  
 Simsbury, CT 06079  
 Telephone: 860.638.1988  
 Facsimile: 860.638.1217

Structural Engineering: **BVH Integrated Services**  
 50 Griffin Road South  
 Bloomfield, CT 06002  
 Telephone: 860.286.9711  
 Facsimile: 860.242.0236

Food Service: **The Bigelow Companies**  
 1575 University Avenue, Suite 156  
 Kansas City, MO 64120  
 Telephone: 816.483.5553  
 Facsimile: 816.483.5510

Mechanical/Electrical Engineering: **DTC**  
 27 Main Road  
 North Haven, CT 06473  
 Telephone: 203.239.4200  
 Facsimile: 203.234.7376

Geotechnical: **GZA GeoEnvironmental**  
 27 Main Road  
 Vernon, CT 06066  
 Telephone: 860.875.7855  
 Facsimile: 860.872.3416

Civil Engineering/Traffic: **Fuss & O'Neill**  
 146 Hartford Road  
 Manchester, CT 06049-3921  
 Telephone: 860.646.3469  
 Facsimile: 860.643.6113

Security: **Safesecure Network**  
 17 E. Rock Road  
 New Milford, CT 06776  
 Telephone: 860.354.7020  
 Facsimile: 860.354.7020

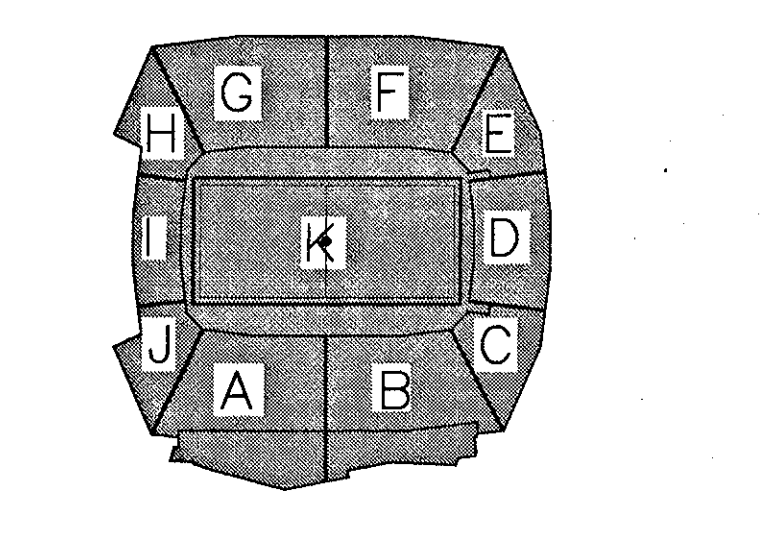
Code Analysis: **F P & C Consultants, Inc.**  
 5033 West Nichols, Suite 225  
 Kansas City, MO 64114  
 Telephone: 816.523.3377  
 Facsimile: 816.523.8256

Vertical Circulation: **Syska & Hennessy**  
 One Broadway, 26th Floor  
 Cambridge, MA 02142  
 Telephone: 617.577.9900  
 Facsimile: 617.577.9191

Audio/Visual: **Pelton Marsh Kinsella**  
 1402 W. Mockingbird Lane, Suite 400  
 Dallas, TX 75247-4951  
 Telephone: 214.688.7444  
 Facsimile: 214.951.7488

Sports Turf: **MST**  
 1893 W. Kettle Avenue  
 Littleton, CO 80120-4402  
 Telephone: 303.728.1448  
 Facsimile: 303.728.3227

THESE RECORD DOCUMENTS HAVE BEEN PREPARED BASED ON INFORMATION SUPPLIED TO THE ARCHITECT/ENGINEER BY OTHERS. THE ARCHITECT/ENGINEER HAS NOT INDEPENDENTLY VERIFIED THE INFORMATION AND DISCLAIMS RESPONSIBILITY FOR THE ACCURACY AND COMPLETENESS THEREOF. THESE DRAWINGS ARE FOR REFERENCE ONLY AND ARE NOT TO BE USED FOR CONSTRUCTION WITHOUT DRAWINGS AND CALCULATIONS SPECIFICALLY PREPARED FOR ANY INTENDED ADDITIONAL WORK.



**ELLERBE BECKET**

4600 Madison Avenue  
 Suite 1000  
 Kansas City, MO 64112  
 816.561.4443

Ellerbe Becket, Inc.

© 2003 Ellerbe Becket

**FIRE PROTECTION RISER DIAGRAM**

Scale: NONE

Date: 08.30.03 Comm. No. 1013.0002.00

In Charge: FSP **RECORD DOCUMENTS**

Drawn By: JAV

Checked By: LS

**F002**

P:\2003\1013\1013-0002\F002.dwg, 12/28/2003 11:03:03 AM











Revision	Date	No.
CONVERTED DRY PIPE TO WET SYS	8/20/01	1
AS PER CCD #16	7/16/01	2
AS PER ADDENDUM 3	4/18/01	3
AS PER ADDENDUM 2	4/11/01	4

**THE STADIUM AT RENTSCHLER FIELD**

Owner  
State of Connecticut  
Architect  
**Ellerbe Becket, Inc.**  
605 West 47th Street, Suite 200  
Kansas City, MO 64112-1905  
Telephone: 816.561.4443  
Facsimile: 816.561.2863

Structural Engineering  
**BVH Integrated Services**  
50 Griffin Road South  
Bloomfield, CT 06002  
Telephone: 860.236.9771  
Facsimile: 860.242.0236

Mechanical/Electrical Engineering  
**Diversified Technology Consultants**  
255 Washington Ave  
North Haven, CT 06473  
Telephone: 203.239.4200  
Facsimile: 203.234.7376

Civil Engineering/Traffic  
**Fuss & O'Neill**  
146 Hartford Road  
Manchester, CT 06040-5921  
Telephone: 860.646.2465  
Facsimile: 860.646.6313

Landscape Design  
**CR3**  
571 Hamdenlaw Street  
Stamford, CT 06070  
Telephone: 860.658.1988  
Facsimile: 860.658.1217

Code Analysis  
**F & C Consultants, Inc.**  
5233 Ward Parkway, Suite 225  
Kansas City, MO 64114  
Telephone: 816.523.3377  
Facsimile: 816.523.8256

Food Service  
**The Bigelow Companies**  
1575 Central Avenue, Suite 150  
Kansas City, MO 64130  
Telephone: 816.483.5533  
Facsimile: 816.483.5510

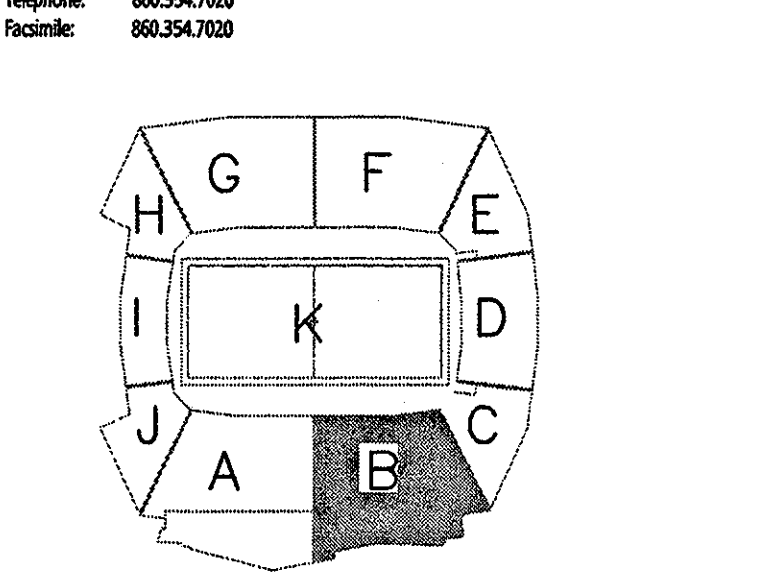
Architectural  
**Pelton Marsh Kinsella**  
1420 W. Modjeski Lane, Suite 400  
Dallas, TX 75247-4951  
Telephone: 214.498.7444  
Facsimile: 214.951.7488

Geotechnical  
**GZA GeoEnvironmental**  
27 Bank Road  
Vernon, CT 06066  
Telephone: 860.875.9165  
Facsimile: 860.872.2116

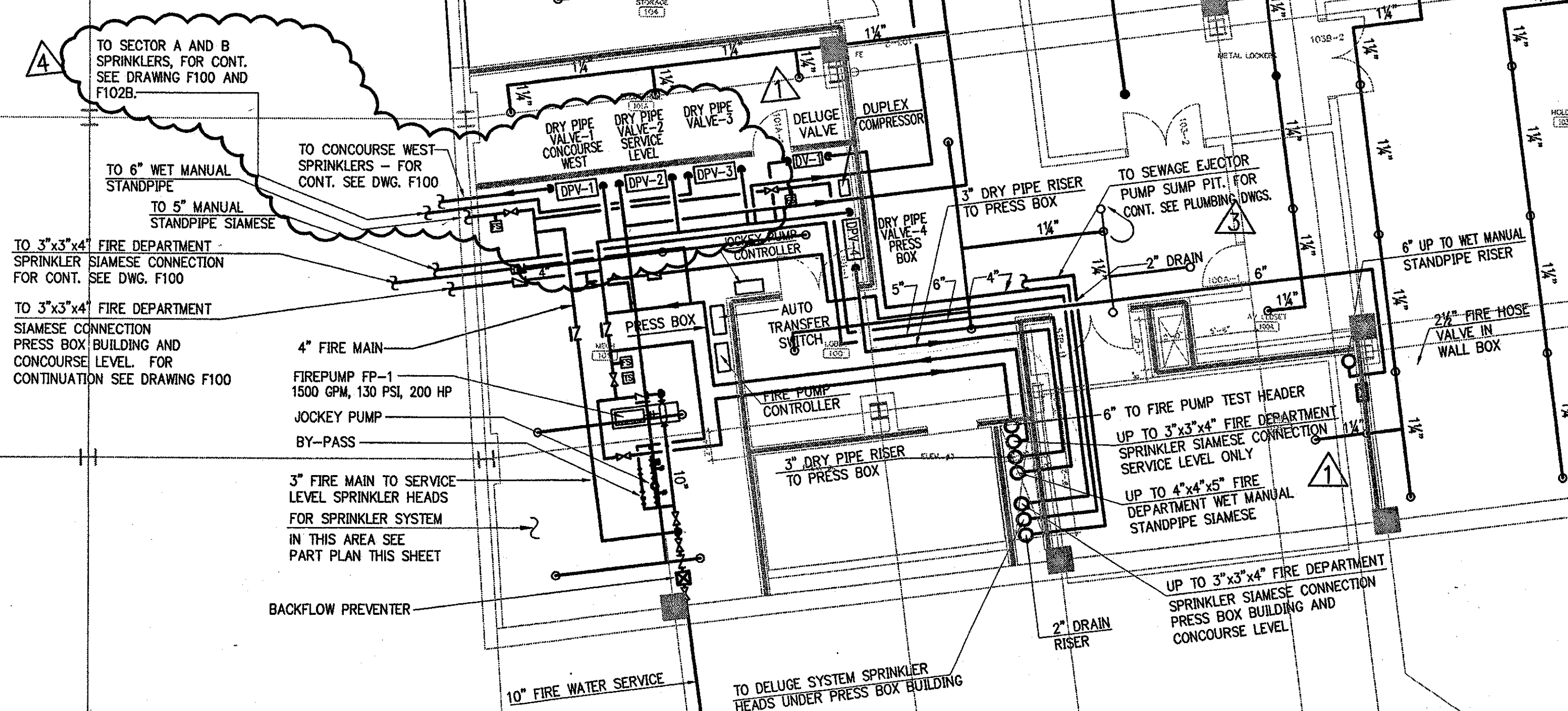
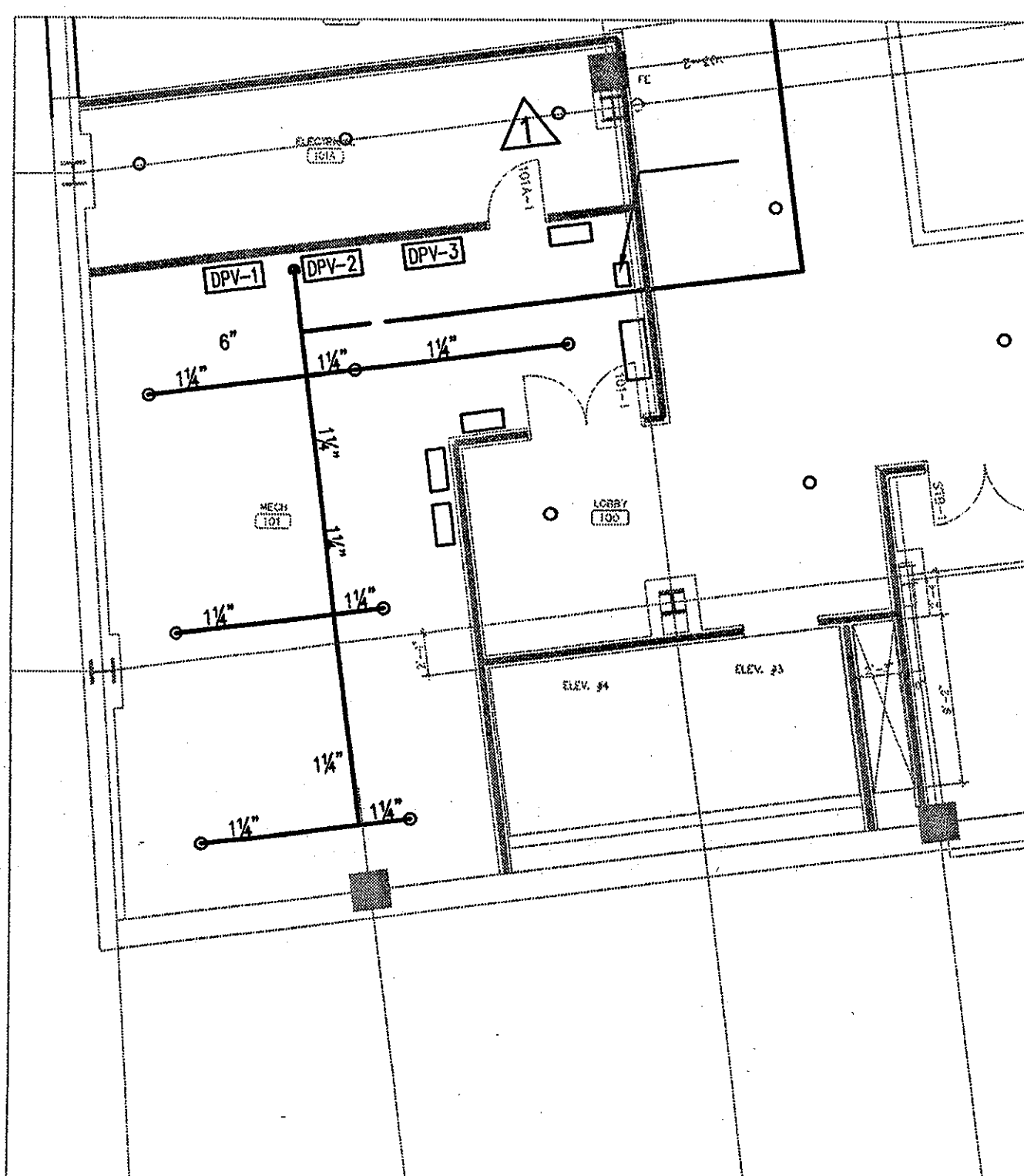
Sports Turf  
**Millenium Sports Technologies**  
1893 W. Kettle Avenue  
Linderooth, CO 80728-4402  
Telephone: 303.739.1440  
Facsimile: 303.739.2827

Vertical Circulation  
**Syska & Hennessy**  
One Woodway, 9th Floor  
Cambridge, MA 02142  
Telephone: 617.577.9900  
Facsimile: 617.577.9191

Security  
**Safesecure Network**  
17 Elm Rock Road  
New Milford, CT 06776  
Telephone: 860.354.7020  
Facsimile: 860.354.7020



**PIPE SIZING NOTES:**  
1. CONTRACTOR SHALL SIZE ALL DRY PIPE SPRINKLER SYSTEMS HYDRAULICALLY TO ASSURE ADEQUATE PRESSURE AND FLOW TO EACH SPRINKLER HEAD. PIPE SIZES SHOWN ON PLANS ARE PRELIMINARY AND SHALL BE ADJUSTED AS PER RESULTS OF THE HYDRAULIC PRESSURE LOSS CALCULATIONS. SCHEDULE SYSTEM PIPE SIZING IS NOT ACCEPTABLE.  
2. ALL PIPE SIZES SHALL BE KEPT AT MINIMUM TO ASSURE THAT PIPE SYSTEM VOLUMES DO NOT EXCEED 750 GALLON PER DRY PIPE VALVE. ALL DRY PIPE VALVES SHALL BE LOCATED IN THE FIRE PUMP ROOM. NO WET PIPE SYSTEM IS ALLOWED OUTSIDE OF THE FIRE PUMP ROOM. NO HEAT TRACING OF ANY WET FIRE LINES IS ALLOWED.



**SERVICE LEVEL AREA B - FLOOR PLAN**  
1/32" = 1'-0"  
10 11 12 13 14 15

**ELLERBE BECKET**

605 West 47th Street  
Kansas City, MO 64112-1905  
816 561 4443

© 2001 Ellerbe Becket

**SERVICE LEVEL, AREA B  
SPRINKLER PLAN - BASE BID  
ELEV. = 30'-4"**  
Scale 1/8" = 1'-0"

Date 03.16.01 Comm. No. 1013.0002.00  
In Charge FSP CONSTRUCTION DOCUMENTS  
Drawn By JAV  
Checked By LS **F101B**





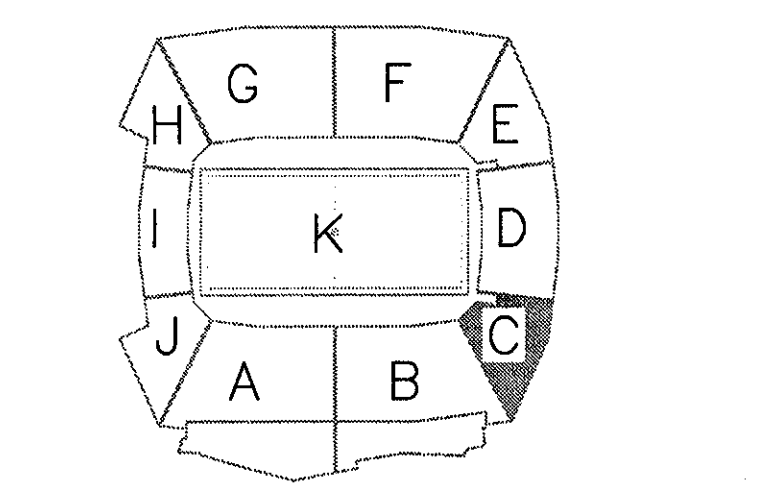


- 4-16-02 ADDED TUNNEL SPRINKLERS
- 5-17-02 REVISED TEST HEADER & FIRE DEPT. CONNECTION
- 10-09-02 ADDED PROTECTION IN FREEZER AND COOLERS

**THE STADIUM AT RENTSCHLER FIELD**

- Owner  
State of Connecticut
- Architecture  
**Ellerbe Becket, Inc.**  
605 West 4th Street, Suite 200  
Kansas City, MO 64112-1905  
Telephone: 816.561.4443  
Facsimile: 816.561.2803
- Structural Engineering  
**BVH Integrated Services**  
50 Griffin Road South  
Bloomfield, CT 06002  
Telephone: 860.236.9171  
Facsimile: 860.242.0236
- Mechanical/Electrical Engineering  
**DTC**  
554 Washington Ave  
North Haven, CT 06473  
Telephone: 203.239.4200  
Facsimile: 203.234.7370
- Civil Engineering/Traffic  
**Fuss & O'Neill**  
146 Hartford Road  
Middletown, CT 06450-9201  
Telephone: 860.646.2469  
Facsimile: 860.643.6133
- Code Analyst  
**F.P. & C. Consultants, Inc.**  
5313 West 92nd Street, Suite 225  
Kansas City, MO 64114  
Telephone: 816.523.3377  
Facsimile: 816.523.8256
- Audio/Visual  
**Pelton Marsh Kinsella**  
1403 W. Macdonald Lane, Suite 400  
Salt Lake City, UT 84119-9551  
Telephone: 214.688.7444  
Facsimile: 214.951.7408
- Landscaping Design  
**CRS**  
371 Hammond Street  
Smyrna, CT 06070  
Telephone: 860.658.1988  
Facsimile: 860.650.1217
- Food Service  
**The Bigelow Companies**  
1575 Universal Avenue, Suite 156  
Kansas City, MO 64128  
Telephone: 816.483.5553  
Facsimile: 816.483.3510
- Geotechnical  
**GZA GeoEnvironmental**  
27 North Road  
Vernon, CT 06066  
Telephone: 860.875.7055  
Facsimile: 860.872.2416
- Security  
**Safesecure Network**  
17 E Back Road Road  
New Britain, CT 06076  
Telephone: 860.354.7020  
Facsimile: 860.354.7020
- Vertical Construction  
**Syska & Hennessy**  
One Inwood, 20th Floor  
Cambridge, MA 02142  
Telephone: 617.577.9900  
Facsimile: 617.577.9191
- Signs/Turf  
**MST**  
1893 W. Kelle Avenue  
Urbana, IL 61802-4402  
Telephone: 303.739.1440  
Facsimile: 303.739.2627

THESE RECORD DOCUMENTS HAVE BEEN PREPARED BASED ON INFORMATION SUPPLIED TO THE ARCHITECT/ENGINEER BY OTHERS. THE ARCHITECT/ENGINEER HAS NOT INDEPENDENTLY VERIFIED THE INFORMATION AND DISCLAIMS RESPONSIBILITY FOR THE ACCURACY AND COMPLETENESS THEREOF. THESE DRAWINGS ARE FOR REFERENCE ONLY AND ARE NOT TO BE USED FOR CONSTRUCTION WITHOUT DRAWINGS AND CALCULATIONS SPECIFICALLY PREPARED FOR ANY INTENDED ADDITIONAL WORK.



**ELLERBE BECKET**



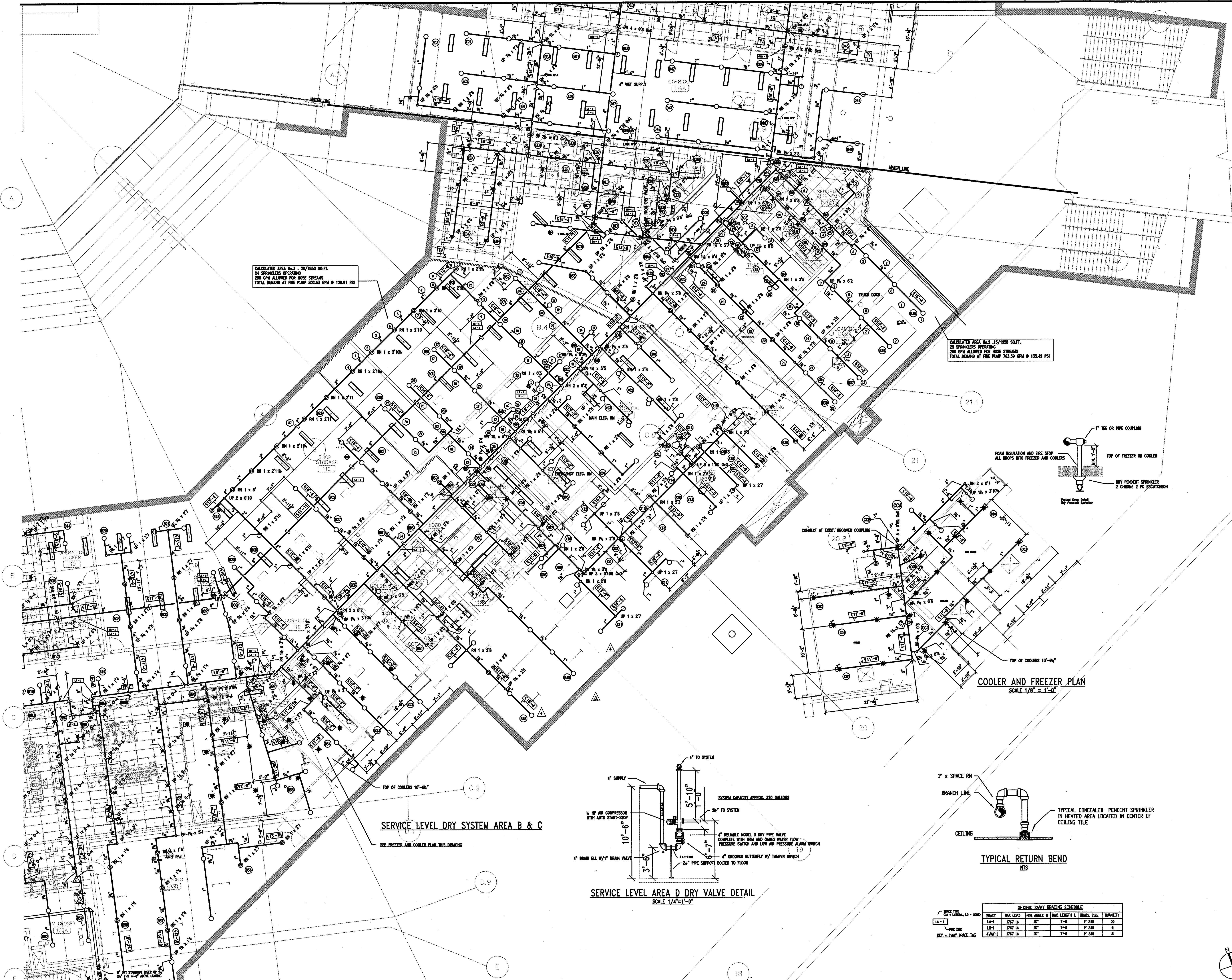
4600 Madison Avenue  
Suite 1000  
Kansas City, MO 64112  
816.561.4443

© 2003 Ellerbe Becket

**SERVICE LEVEL, AREA C SPRINKLER PLAN**  
ELEV. = 30'-4"  
Scale 1/8"=1'-0"

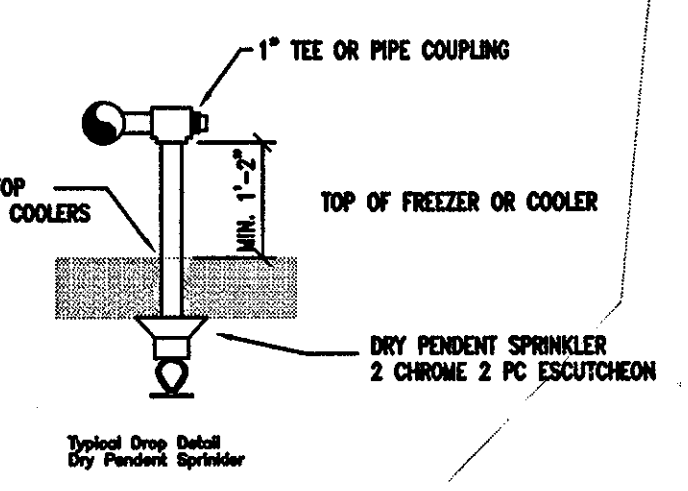
Date 08.30.03 Comm. No. 1013.0302.00  
In Charge FSP RECORD DOCUMENTS  
Drawn By JAV  
Checked By LS

**F101C**



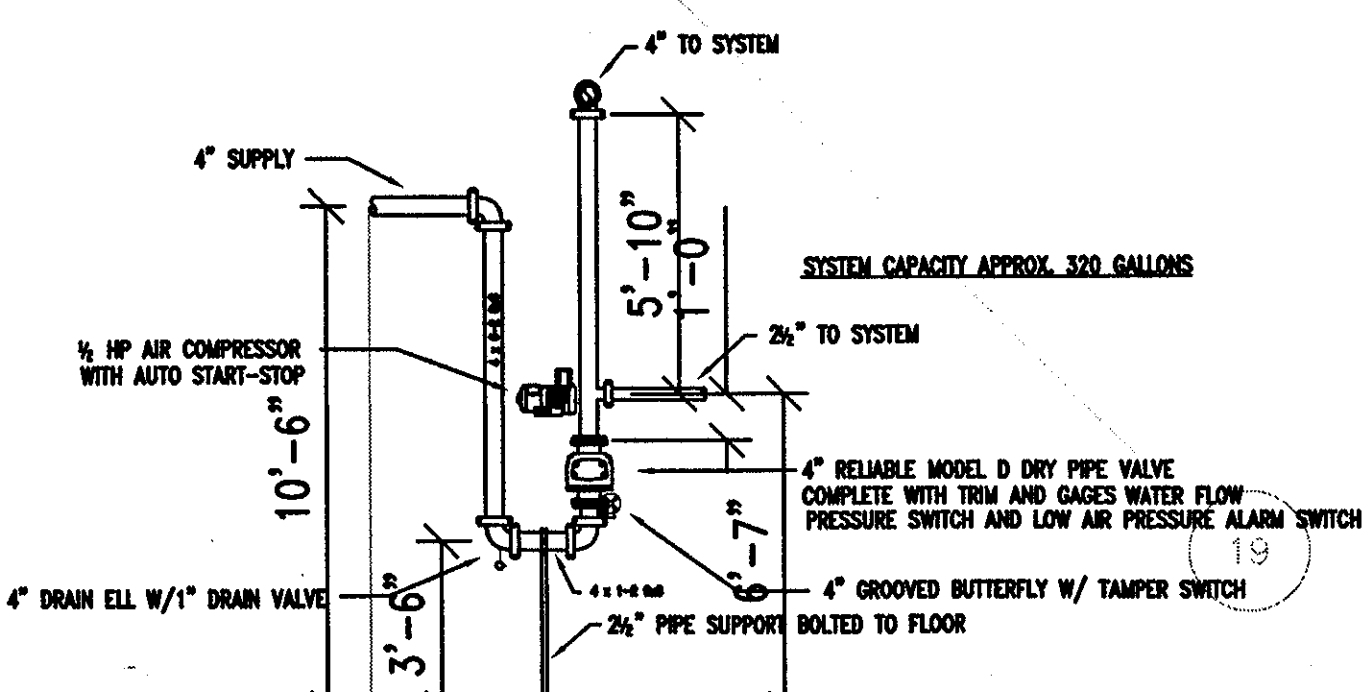
CALCULATED AREA No. 3, 20/1950 SQ. FT.  
24 SPRINKLERS OPERATING  
250 GPM ALLOWED FOR HOSE STREAMS  
TOTAL DEMAND AT FIRE PUMP 802.53 GPM @ 120.91 PSI

CALCULATED AREA No. 3, 15/1950 SQ. FT.  
25 SPRINKLERS OPERATING  
250 GPM ALLOWED FOR HOSE STREAMS  
TOTAL DEMAND AT FIRE PUMP 743.50 GPM @ 135.49 PSI

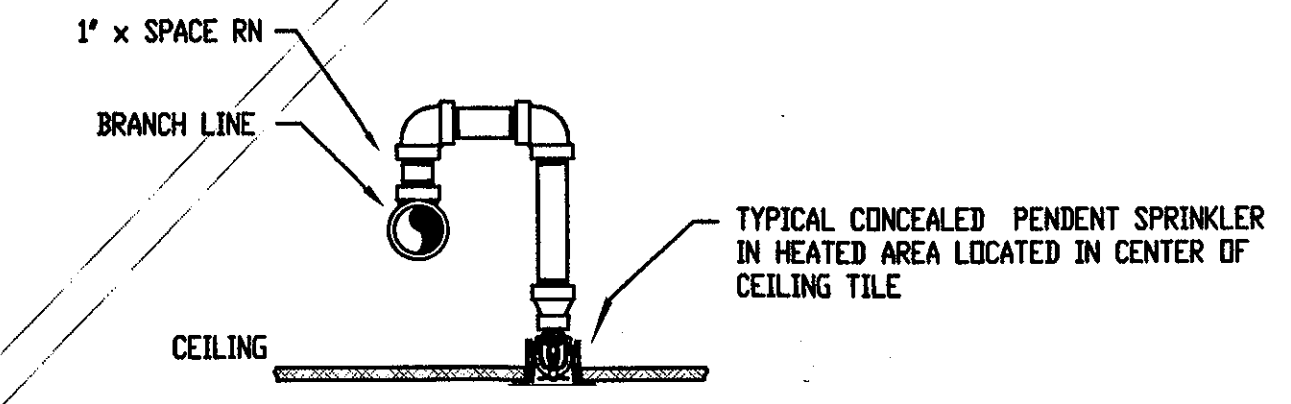


DRY PENDENT SPRINKLER  
2 CHROME 2 PC ESCUTCHION

**COOLER AND FREEZER PLAN**  
SCALE 1/8"=1'-0"



**SERVICE LEVEL AREA D DRY VALVE DETAIL**  
SCALE 1/4"=1'-0"



**TYPICAL RETURN BEND**  
MIS

SEISMIC SWAY BRACING SCHEDULE					
BRACE TYPE	MAX LOAD	MIN ANGLE θ	MAX LENGTH L	BRACE SIZE	QUANTITY
LA-4	1267 lb	30°	7'-6"	1" S40	28
LD-1	1267 lb	30°	7'-6"	1" S40	8
LD-2	1267 lb	30°	7'-6"	1" S40	8

**FIELD LEVEL AREA C - FLOOR PLAN**  
1/32"=1'-0"  
11.000.000-VP10-AS-SUB17\_20031117.DWG

R:\2003\10-VP10-AS-SUB17\_20031117.DWG, Layout1, 11/17/2003 10:56:52 AM



- 4-16-02 ADDED TUNNEL SPRINKLERS
- 5-17-02 REVISED TEST HEADER & FIRE DEPT. CONNECTION
- 10-09-02 ADDED PROTECTION IN FREEZER AND COOLER

THE STADIUM AT RENTSCHLER FIELD

Owner  
State of Connecticut

Architecture  
Ellerbe Becket, Inc.  
605 West 47th Street, Suite 200  
Kansas City, MO 64112-1900  
Telephone: 816.561.4443  
Facsimile: 816.561.2883

Landscape Design  
CR3  
571 Highmeadow Street  
Stowbridge, CT 06029  
Telephone: 860.658.1988  
Facsimile: 860.658.1217

Structural Engineering  
BVH Integrated Services  
50 Griffin Road South  
Bloomfield, CT 06002  
Telephone: 860.262.9171  
Facsimile: 860.242.8236

Food Service  
The Bigelow Companies  
1575 Universal Avenue, Suite 156  
Kansas City, MO 64128  
Telephone: 816.483.5553  
Facsimile: 816.483.5510

Mechanical/Electrical Engineering  
DTC  
2774 North Road  
North Haven, CT 06473  
Telephone: 203.239.4200  
Facsimile: 203.234.7376

Geotechnical  
GZA GeoEnvironmental  
2774 North Road  
Vernon, CT 06066  
Telephone: 860.875.7655  
Facsimile: 860.872.2416

Civil Engineering/Traffic  
Fuss & O'Neill  
146 Hartford Road  
Manchester, CT 06040-9321  
Telephone: 860.642.2400  
Facsimile: 860.643.6113

Security  
Safesecure Network  
17 E. Rock Road  
New Milford, CT 06776  
Telephone: 860.354.7020  
Facsimile: 860.354.7020

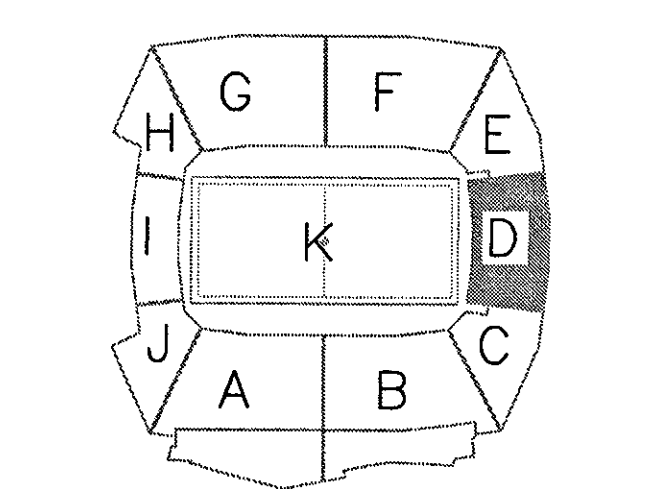
Code Analysis  
F P & C Consultants, Inc.  
1333 West 16th Street, Suite 225  
Kansas City, MO 64114  
Telephone: 816.523.3377  
Facsimile: 816.523.8256

Vertical Circulation  
Syska & Hennessy  
One Broadway, 9th Floor  
Cambridge, MA 02142  
Telephone: 617.577.9900  
Facsimile: 617.577.9191

Architectural  
Pelton Marsh Kinsella  
1400 W. Meadlight Lane, Suite 400  
Dallas, TX 75247-4891  
Telephone: 214.682.2444  
Facsimile: 214.851.7488

Structural  
MST  
1893 W. Kettle Avenue  
Littleson, CO 80120-4482  
Telephone: 303.738.1440  
Facsimile: 303.738.2627

THESE RECORD DOCUMENTS HAVE BEEN PREPARED BASED ON INFORMATION SUPPLIED TO THE ARCHITECT/ENGINEER BY OTHERS. THE ARCHITECT/ENGINEER HAS NOT INDEPENDENTLY VERIFIED THE INFORMATION AND DISCLAIMS RESPONSIBILITY FOR THE ACCURACY AND COMPLETENESS THEREOF. THESE DRAWINGS ARE FOR REFERENCE ONLY AND ARE NOT TO BE USED FOR CONSTRUCTION WITHOUT DRAWINGS AND CALCULATIONS SPECIFICALLY PREPARED FOR ANY INTENDED ADDITIONAL WORK.



ELLERBE BECKET

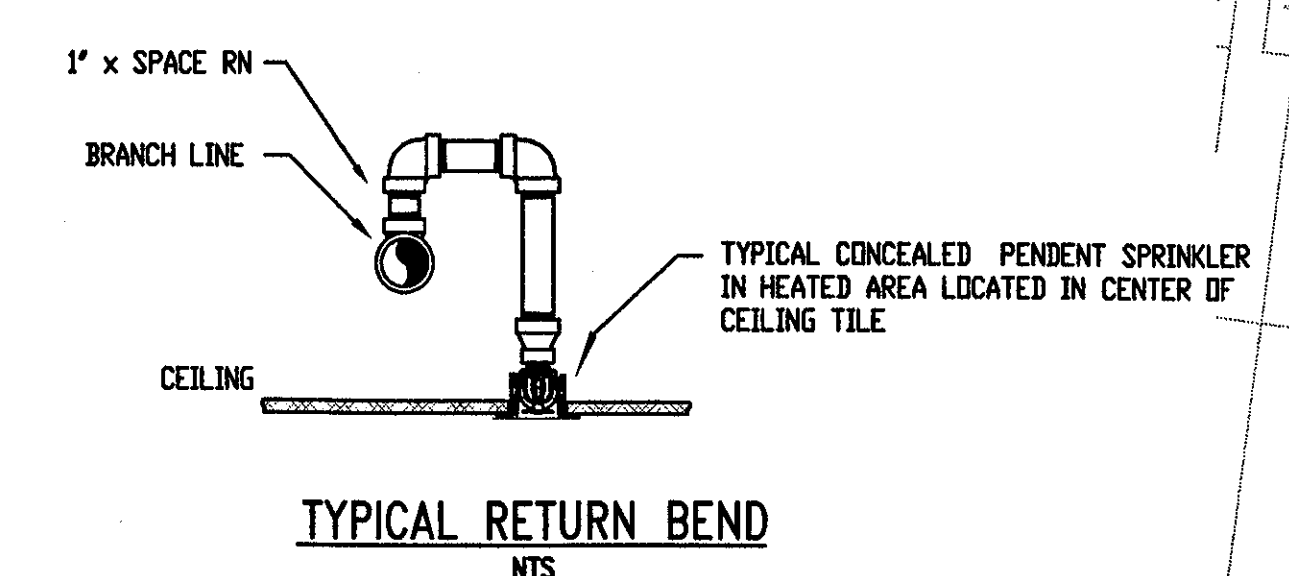
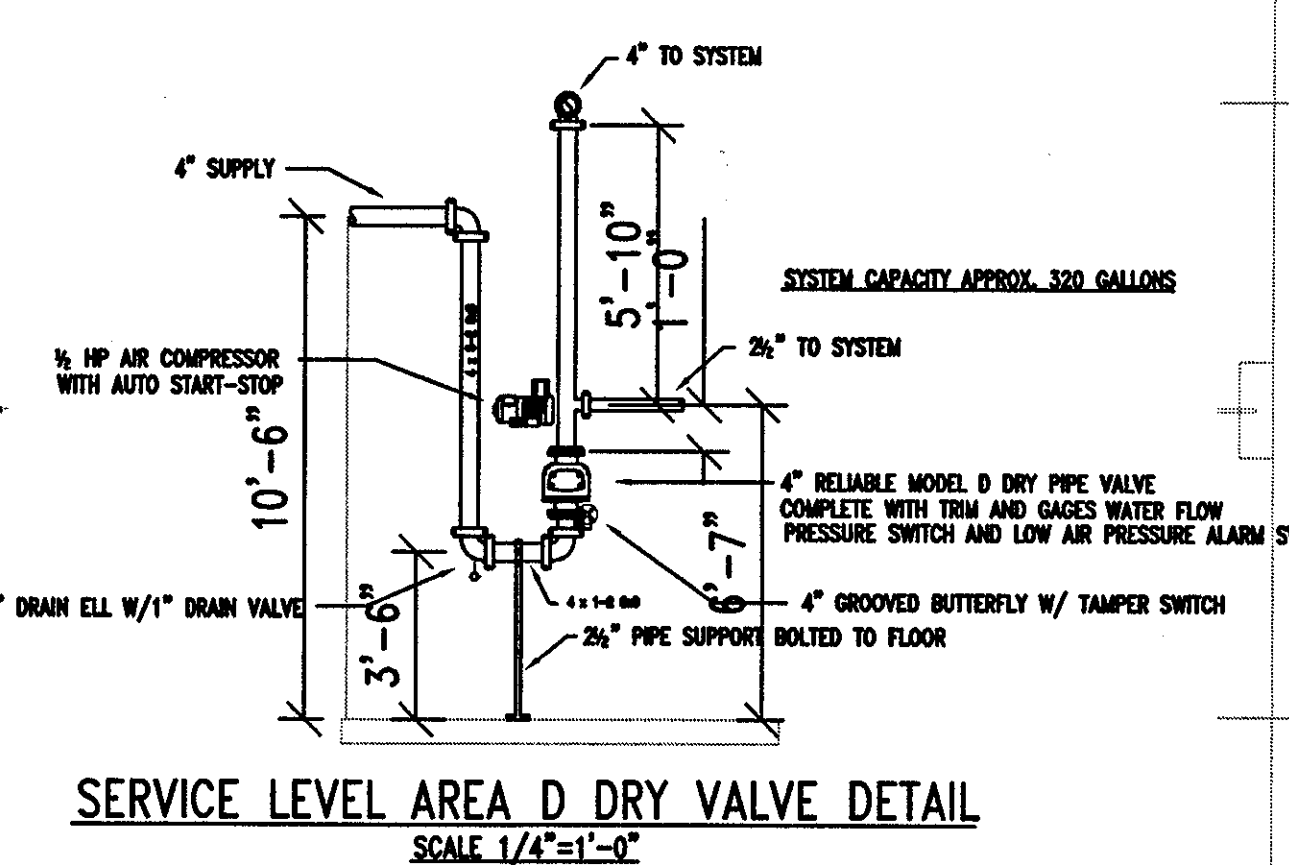
4600 Madison Avenue  
Suite 1000  
Kansas City, MO 64112  
816.561.4443

Ellerbe Becket, Inc.

© 2003 Ellerbe Becket

SERVICE LEVEL, AREA D SPRINKLER PLAN  
ELEV. = 30'-4"  
Scale 1/8"=1'-0"

Date 08.30.03 Comm. No. 1013.0002.00  
In Charge FSP RECORD DOCUMENTS  
Drawn By JAV  
Checked By LS F101D



SEISMIC SWAY BRACING SCHEDULE					
BRACE TYPE	MIN. LENGTH	MIN. AREA	MIN. LENGTH	BRACE SIZE	QUANTITY
LA-1	1500 lb	30"	7'-0"	1" S40	29
LA-2	1700 lb	30"	7'-0"	1" S40	8
LA-3	1700 lb	30"	7'-0"	1" S40	8

1 FIELD LEVEL AREA D - FLOOR PLAN  
1/32"=1'-0"  
W:\BOSS\ARCH\MASTER\AM01XRFAD.WG 0 8 16 32 64 96







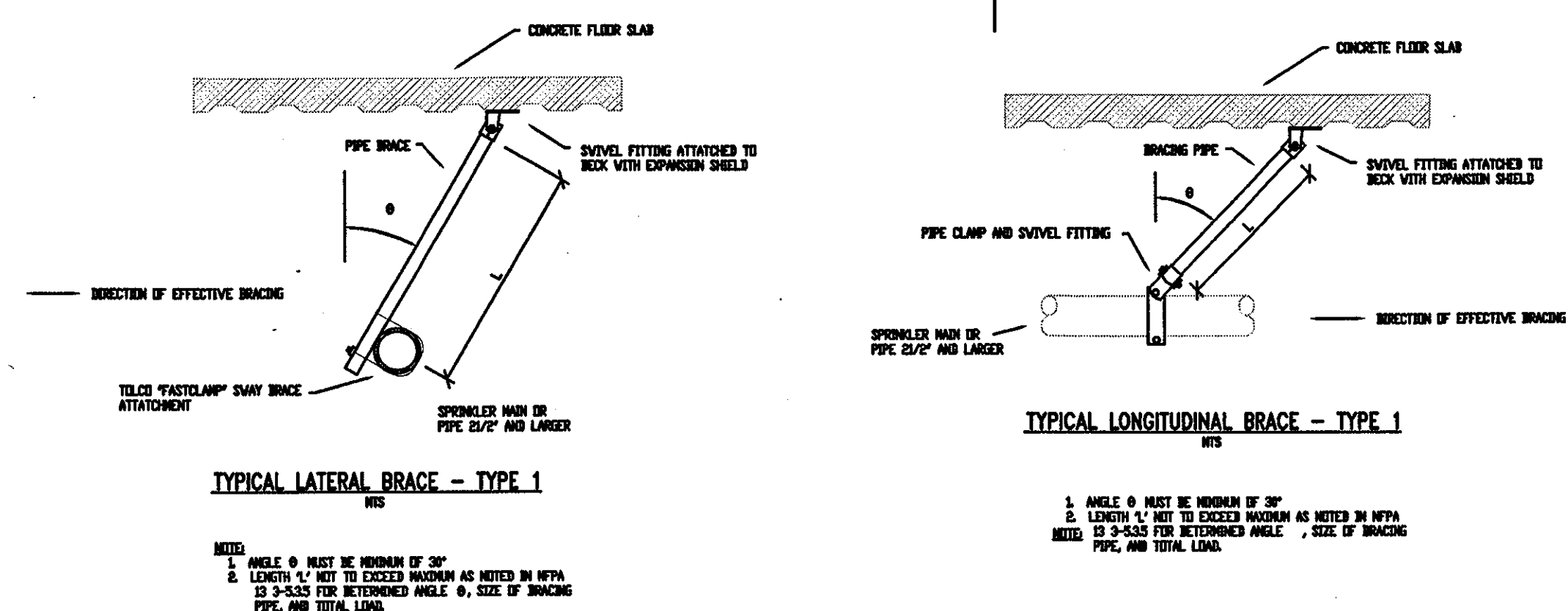








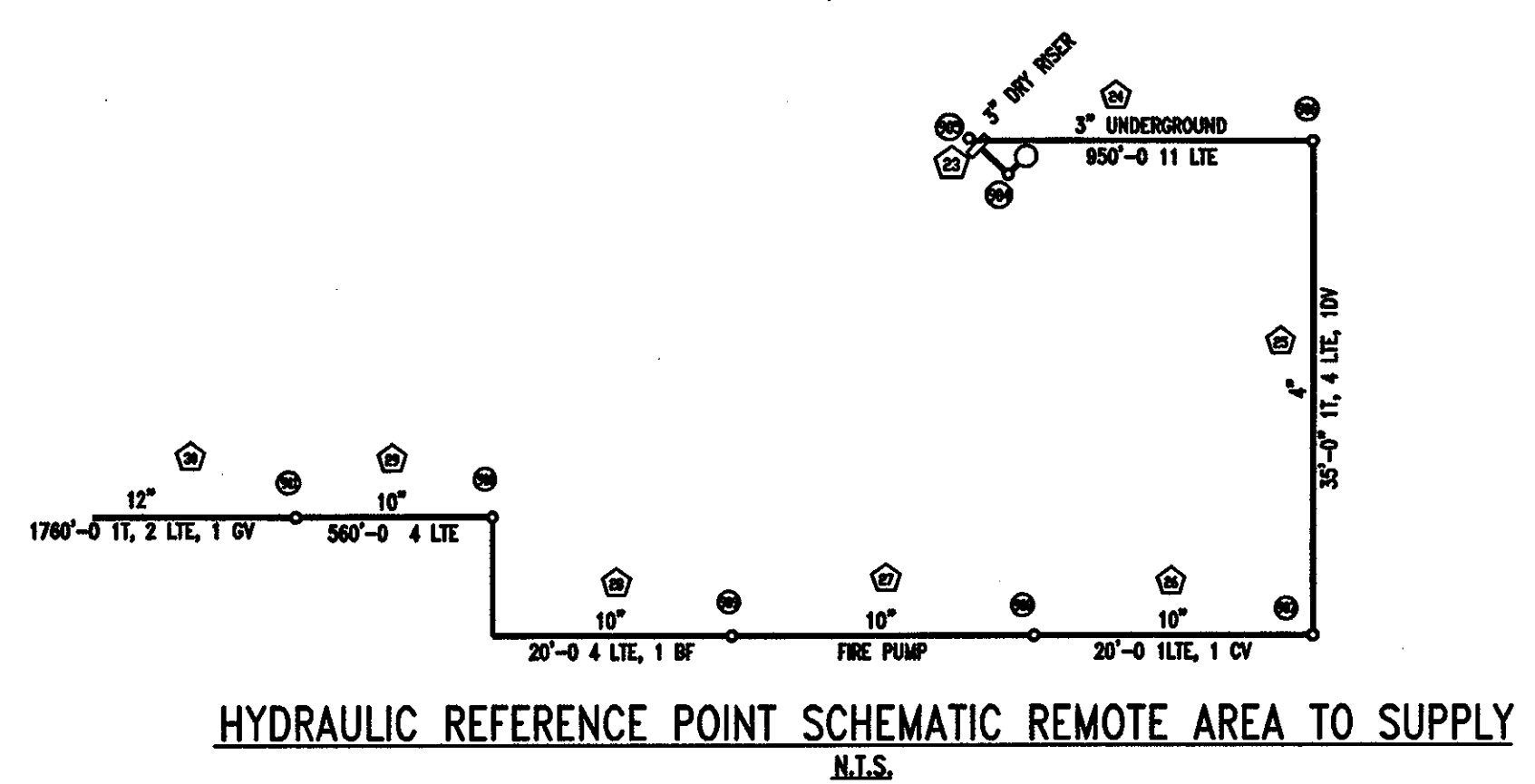
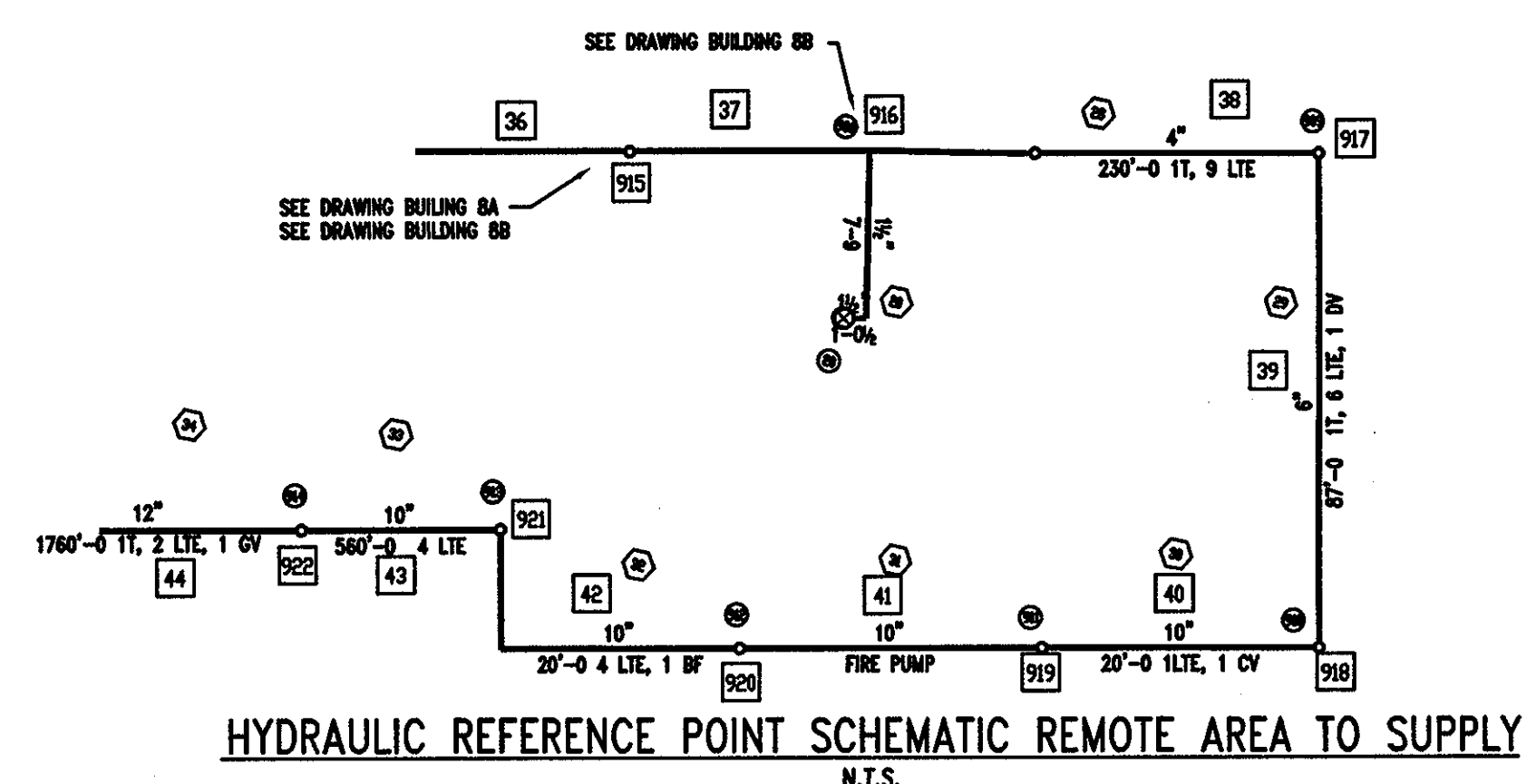
Revision	Date	No.
3-4-02	REVISED FOR FABRICATION	
4-15-02	REVISED CALC'S FOR BLD'G 8A	
5-17-02	REVISED TEST HEADER & PUMPER CONN.	



BRACE TYPE  
LA = LATERAL, LD = LONG

KEY - SWAY BRACE TAG

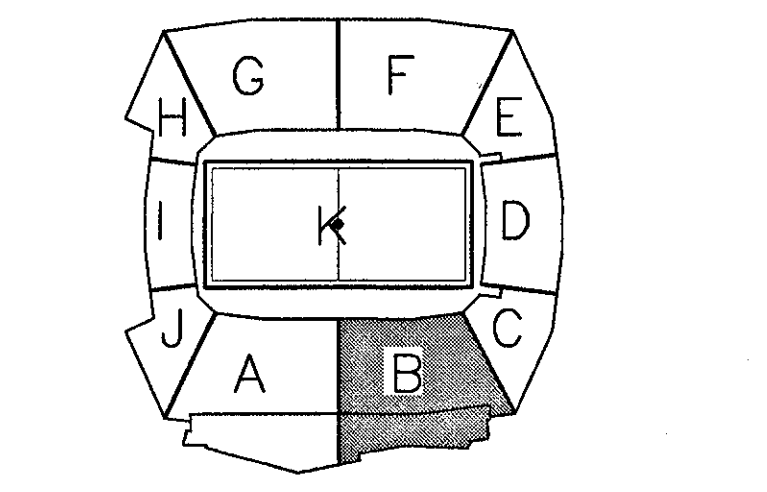
SEISMIC SWAY BRACING SCHEDULE					
BRACE	MAX LOAD	MIN. ANGLE $\theta$	MAX. LENGTH L	BRACE SIZE	QUANTITY
LA-1	1767 lb	30°	7'-0"	1" S40	37
LD-1	1767 lb	30°	7'-0"	1" S40	4
4WAY-1	1767 lb	30°	7'-0"	1" S40	-



**THE STADIUM AT RENTSCHLER FIELD**

- Owner  
**State of Connecticut**
- Architecture  
**Ellerbe Becket, Inc.**  
605 West 47th Street, Suite 200  
Kansas City, MO 64112-1900  
Telephone: 816.581.4443  
Facsimile: 816.581.2883
- Landscpe Design  
**CR3**  
571 Hopewood Street  
Stratford, CT 06690  
Telephone: 860.658.1988  
Facsimile: 860.658.1217
- Structural Engineering  
**BVH Integrated Services**  
60 Griffin Road  
Bloomfield, CT 06002  
Telephone: 860.286.9171  
Facsimile: 860.242.6256
- Food Service  
**The Bigelow Companies**  
1375 Silverdale Avenue, Suite 154  
Kansas City, MO 64120  
Telephone: 816.483.5553  
Facsimile: 816.483.5510
- Mechanical/Electrical Engineering  
**DTC**  
556 Washington Ave  
North Haven, CT 06453  
Telephone: 203.239.4200  
Facsimile: 203.234.7376
- Geotechnical  
**GZA GeoEnvironmental**  
27 Hook Road  
Vernon, CT 06066  
Telephone: 860.875.7655  
Facsimile: 860.872.2416
- Civil Engineering/Plumbing  
**Fuss & O'Neill**  
146 Hartford Road  
Manchester, CT 06040-5801  
Telephone: 860.648.2469  
Facsimile: 860.643.6113
- Security  
**Safesecure Network**  
17 E. 8th Road  
New Milford, CT 06776  
Telephone: 860.354.7020  
Facsimile: 860.354.7020
- Code Analysis  
**F & C Consultants, Inc.**  
9233 Ward Parkway, Suite 225  
Kansas City, MO 64114  
Telephone: 816.523.3377  
Facsimile: 816.523.8256
- Vertical Circulation  
**Syska & Hennessy**  
One Broadway, 9th Floor  
Cambridge, MA 02142  
Telephone: 617.577.9900  
Facsimile: 617.577.9191
- Acoustical  
**Pelton Marsh Kinella**  
1420 W. Macdonald Lane, Suite 400  
Dallas, TX 75247-4851  
Telephone: 214.688.7444  
Facsimile: 214.891.7488
- Specialty  
**MST**  
1803 W. 8th Avenue  
Littleton, CO 80120-4402  
Telephone: 303.738.1448  
Facsimile: 303.738.3227

THESE RECORD DOCUMENTS HAVE BEEN PREPARED BASED ON INFORMATION SUPPLIED TO THE ARCHITECT/ENGINEER BY OTHERS. THE ARCHITECT/ENGINEER HAS NOT INDEPENDENTLY VERIFIED THE INFORMATION AND DISCLAIMS RESPONSIBILITY FOR THE ACCURACY AND COMPLETENESS THEREOF. THESE DRAWINGS ARE FOR REFERENCE ONLY AND ARE NOT TO BE USED FOR CONSTRUCTION WITHOUT DRAWINGS AND CALCULATIONS SPECIFICALLY PREPARED FOR ANY INTENDED ADDITIONAL WORK.



**ELLERBE BECKET**

4600 Madison Avenue  
Suite 1000  
Kansas City, MO 64112  
816.561.4443

Ellerbe Becket, Inc.

© 2003 Ellerbe Becket

**CONCOURSE LEVEL, AREA B  
SPRINKLER PLAN  
ELEV. = 52'-0"**  
Scale 1/8" = 1'-0"

Date **08.30.03** Comm. No. 1013.0002.00  
In Charge FSP **RECORD DOCUMENTS**  
Drawn By JAV  
Checked by LS **F102B**

S:\2003\107-PRD-AS-BUILD\_20031119\DWG\_Plan\Area\_B\_Sprinkler\_Plan.dwg, User: JAV, Date: 08/30/03 11:23:39 AM







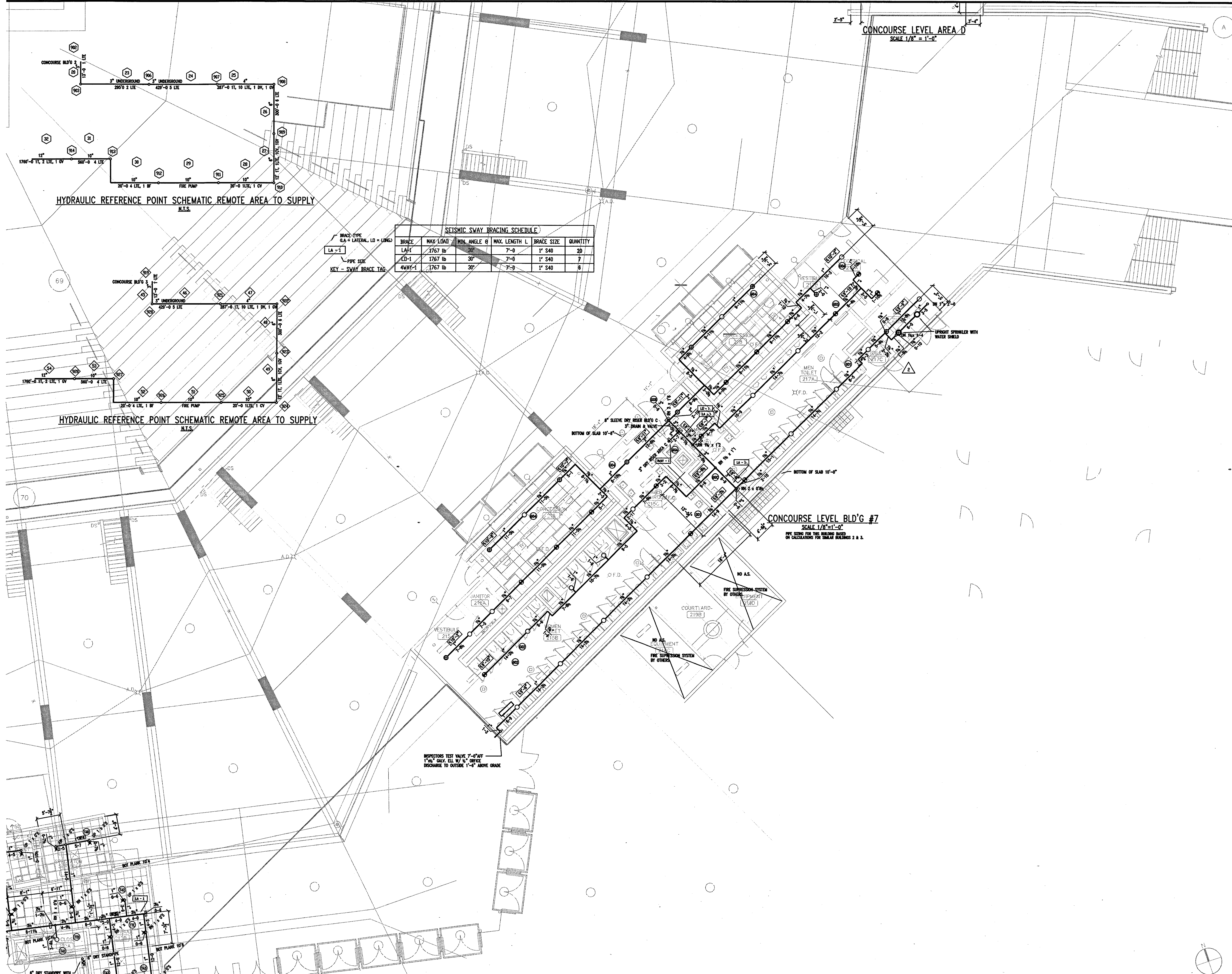




Revision	Date	No.
3-4-02	REVISED FOR FABRICATION	
4-15-02	REVISED CALC'S FOR BLD'G BA	
5-17-02	REVISED TEST HEADER & PUMPER CONN.	

THE STADIUM AT  
RENTSCHLER FIELD

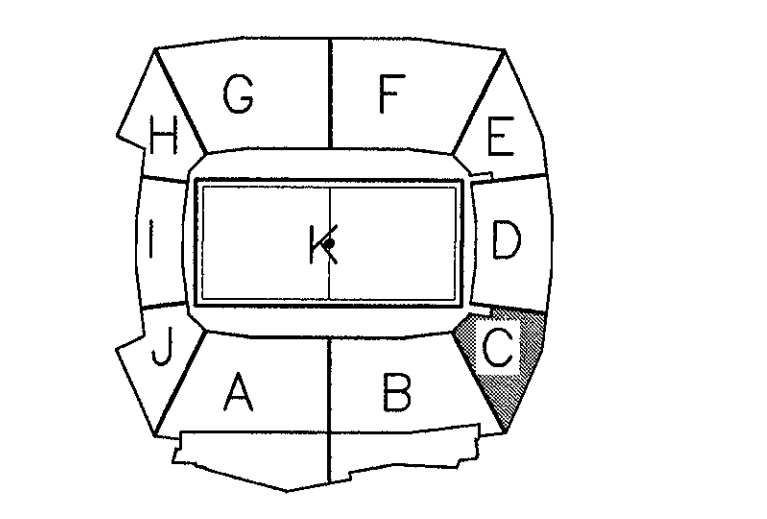
- Owner  
State of Connecticut
- Architecture  
Ellerbe Becket, Inc.  
605 West 47th Street, Suite 200  
Kansas City, MO 64112-1993  
Telephone: 816.561.4443  
Facsimile: 816.561.2863
- Landscpe Design  
CR3  
571 Heywood Street  
Shelton, CT 06487  
Telephone: 860.658.1988  
Facsimile: 860.658.1217
- Structural Engineering  
BVH Integrated Services  
50 Griffin Road South  
Bloomfield, CT 06002  
Telephone: 860.286.9171  
Facsimile: 860.242.2526
- Mechanical/Electrical Engineering  
DTC  
1551 Washington Ave  
North Haven, CT 06473  
Telephone: 203.239.4200  
Facsimile: 203.234.7276
- Code Analysis  
F P & C Consultants, Inc.  
9233 Wood Parkway, Suite 225  
Kansas City, MO 64114  
Telephone: 816.523.3377  
Facsimile: 816.523.8256
- Audio/Visual  
Pelton Marsh Kinsella  
1420 W. Mecklenburg Lane, Suite 400  
Dallas, TX 75247-4951  
Telephone: 214.688.2444  
Facsimile: 214.951.7488
- Food Service  
The Bigelow Companies  
1575 University Avenue, Suite 156  
Kansas City, MO 64120  
Telephone: 816.483.5522  
Facsimile: 816.483.5510
- Geotechnical  
GZA Geoenvironmental  
27 North Road  
Vernon, CT 06066  
Telephone: 860.875.7655  
Facsimile: 860.872.2416
- Security  
Safesecure Network  
17 E Back Road Road  
New Milford, CT 06776  
Telephone: 860.354.7020  
Facsimile: 860.354.7020
- Vertical Circulation  
Syska & Hennessy  
One Broadway, 9th Floor  
Cambridge, MA 02142  
Telephone: 617.577.9900  
Facsimile: 617.577.9191
- Sports Turf  
MST  
1893 W. Kettle Avenue  
Littleton, CO 80120-4402  
Telephone: 303.738.1442  
Facsimile: 303.738.2827



SEISMIC SWAY BRACING SCHEDULE

BRACE	MAX. LOAD	MIN. ANGLE θ	MAX. LENGTH L	BRACE SIZE	QUANTITY
LA-1	1767 lb	30°	7'-0"	1" S40	20
LD-1	1767 lb	30°	7'-0"	1" S40	7
AWAY-1	1767 lb	30°	7'-0"	1" S40	6

THESE RECORD DOCUMENTS HAVE BEEN PREPARED BASED ON INFORMATION SUPPLIED TO THE ARCHITECT/ENGINEER BY OTHERS. THE ARCHITECT/ENGINEER HAS NOT INDEPENDENTLY VERIFIED THE INFORMATION AND DISCLAIMS RESPONSIBILITY FOR THE ACCURACY AND COMPLETENESS THEREOF. THESE DRAWINGS ARE FOR REFERENCE ONLY AND ARE NOT TO BE USED FOR CONSTRUCTION WITHOUT DRAWINGS AND CALCULATIONS SPECIFICALLY PREPARED FOR ANY INTENDED ADDITIONAL WORK.



ELLERBE BECKET

4600 Madison Avenue  
Suite 1000  
Kansas City, MO 64112  
816.561.4443

Ellerbe Becket, Inc.

© 2003 Ellerbe Becket

CONCOURSE LEVEL, AREA C  
SPRINKLER PLAN  
ELEV. = 52'-0"  
Scale 1/8"=1'-0"

Date 08.30.03 Comm. No. 1013.0002.00  
In Charge FSP RECORD DOCUMENTS  
Drawn By JAV  
Checked by LS

F102C

1 CONCOURSE LEVEL AREA C - FLOOR PLAN  
1/8"=1'-0"  
W:\0003\ARCH\MASTER\AM02XRFA.DWG 0 2 4 8 16 24

R:\WORK\107\VP\NOV\SCHEM\20031119\107C\_C\_F102A.dwg, User: CH, 12/23/2003 11:08:24 AM

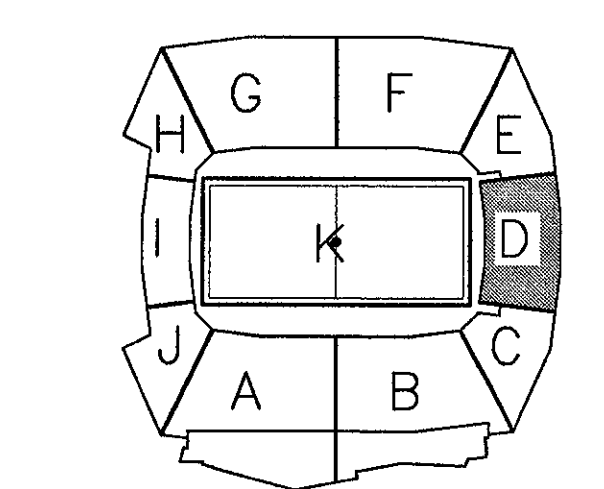


Revision	Date	No.
3-4-02	REVISED FOR FABRICATION	
4-15-02	REVISED CALC'S FOR BLD'G BA	
5-17-02	REVISED TEST HEADER & PUMPER CONN.	

THE STADIUM AT RENTSCHLER FIELD

- Owner  
State of Connecticut
- Architecture  
Ellerbe Becket, Inc.  
605 West 47th Street, Suite 200  
Kansas City, MO 64113-1905  
Telephone: 816.561.4443  
Facsimile: 816.561.2863
- Structural Engineering  
BVH Integrated Services  
Bloomfield, CT 06002  
Telephone: 860.285.9171  
Facsimile: 860.242.8236
- Mechanical/Electrical Engineering  
DTC  
556 Washington Ave  
North Haven, CT 06473  
Telephone: 203.239.4200  
Facsimile: 203.234.7376
- Oil Engineering/Traffic  
Fuss & O'Neill  
146 Hartford Road  
Manchester, CT 06040-5921  
Telephone: 860.662.2469  
Facsimile: 860.643.8313
- Code Analysis  
F P & C Consultants, Inc.  
923 West Tenth Street, Suite 225  
Kansas City, MO 64114  
Telephone: 816.523.3377  
Facsimile: 816.523.8256
- Audio/Visual  
Pelton Marsh Kinsella  
1402 W. Washington Lane, Suite 400  
Dallas, TX 75247-4891  
Telephone: 214.688.7444  
Facsimile: 214.951.7408
- Landscaping Design  
CR3  
571 Hogmeadow Street  
Stamford, CT 06039  
Telephone: 860.628.1988  
Facsimile: 860.628.1217
- Food Service  
The Bigelow Companies  
1975 Universal Avenue, Suite 156  
Kansas City, MO 64120  
Telephone: 816.483.2553  
Facsimile: 816.483.5510
- Geotechnical  
GZA GeoEnvironmental  
27 Main Road  
Vernon, CT 06066  
Telephone: 860.875.7655  
Facsimile: 860.872.2416
- Security  
SafeSecure Network  
17 E. Back Rock Road  
New Milford, CT 06778  
Telephone: 860.354.7030  
Facsimile: 860.354.7020
- Vertical Circulation  
Syska & Hennessy  
One Broadway, 9th Floor  
Cambridge, MA 02142  
Telephone: 617.577.9900  
Facsimile: 617.577.9191
- Signs/Turf  
MST  
1893 W. Kirtle Avenue  
Littleton, CO 80120-4402  
Telephone: 303.738.1448  
Facsimile: 303.738.2627

THESE RECORD DOCUMENTS HAVE BEEN PREPARED BASED ON INFORMATION SUPPLIED TO THE ARCHITECT/ENGINEER BY OTHERS. THE ARCHITECT/ENGINEER HAS NOT INDEPENDENTLY VERIFIED THE INFORMATION AND DISCLAIMS RESPONSIBILITY FOR THE ACCURACY AND COMPLETENESS THEREOF. THESE DRAWINGS ARE FOR REFERENCE ONLY AND ARE NOT TO BE USED FOR CONSTRUCTION WITHOUT DRAWINGS AND CALCULATIONS SPECIFICALLY PREPARED FOR ANY INTENDED ADDITIONAL WORK.



ELLERBE BECKET

4600 Madison Avenue  
Suite 1000  
Kansas City, MO 64112  
816.561.4443

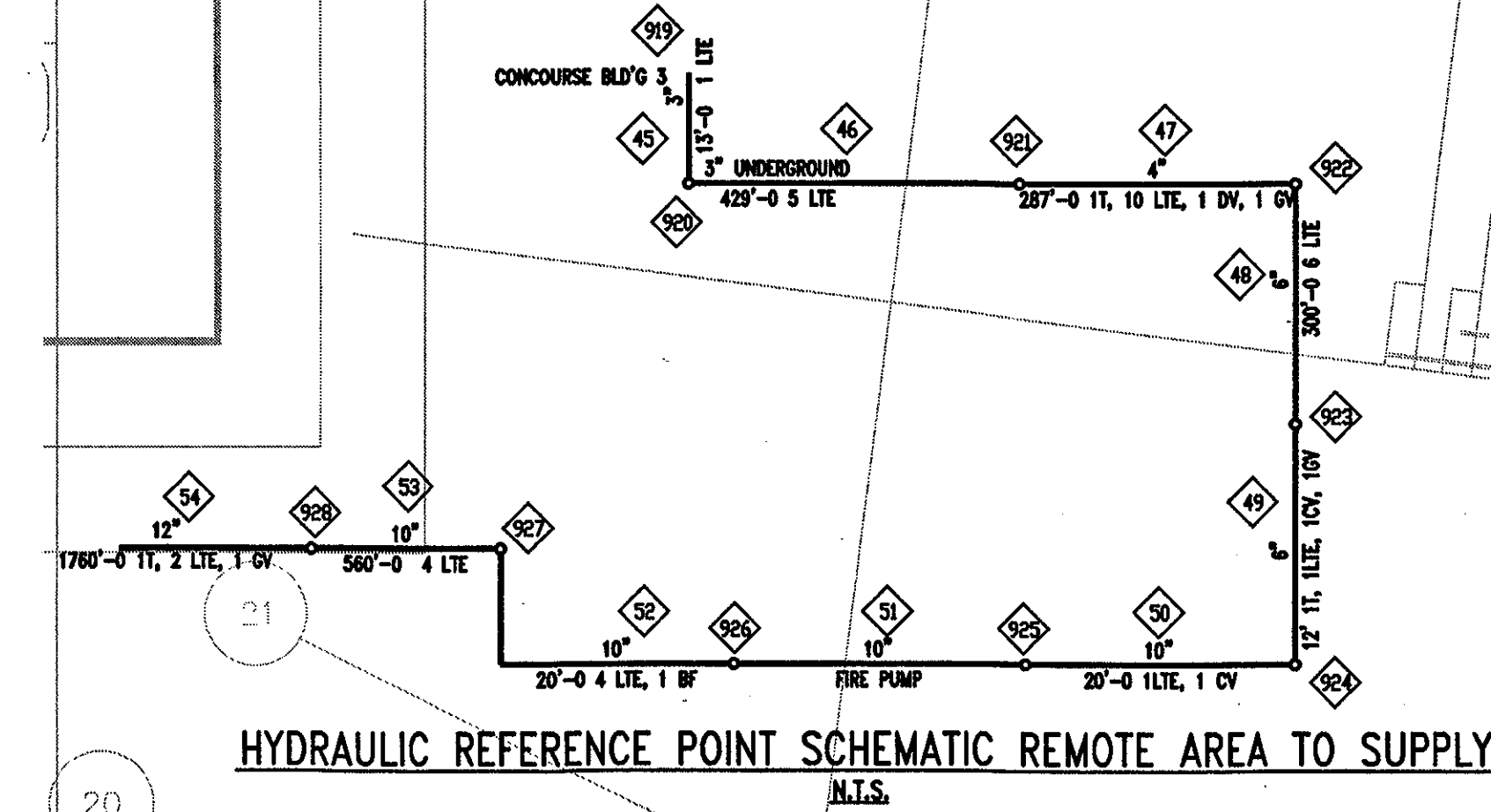
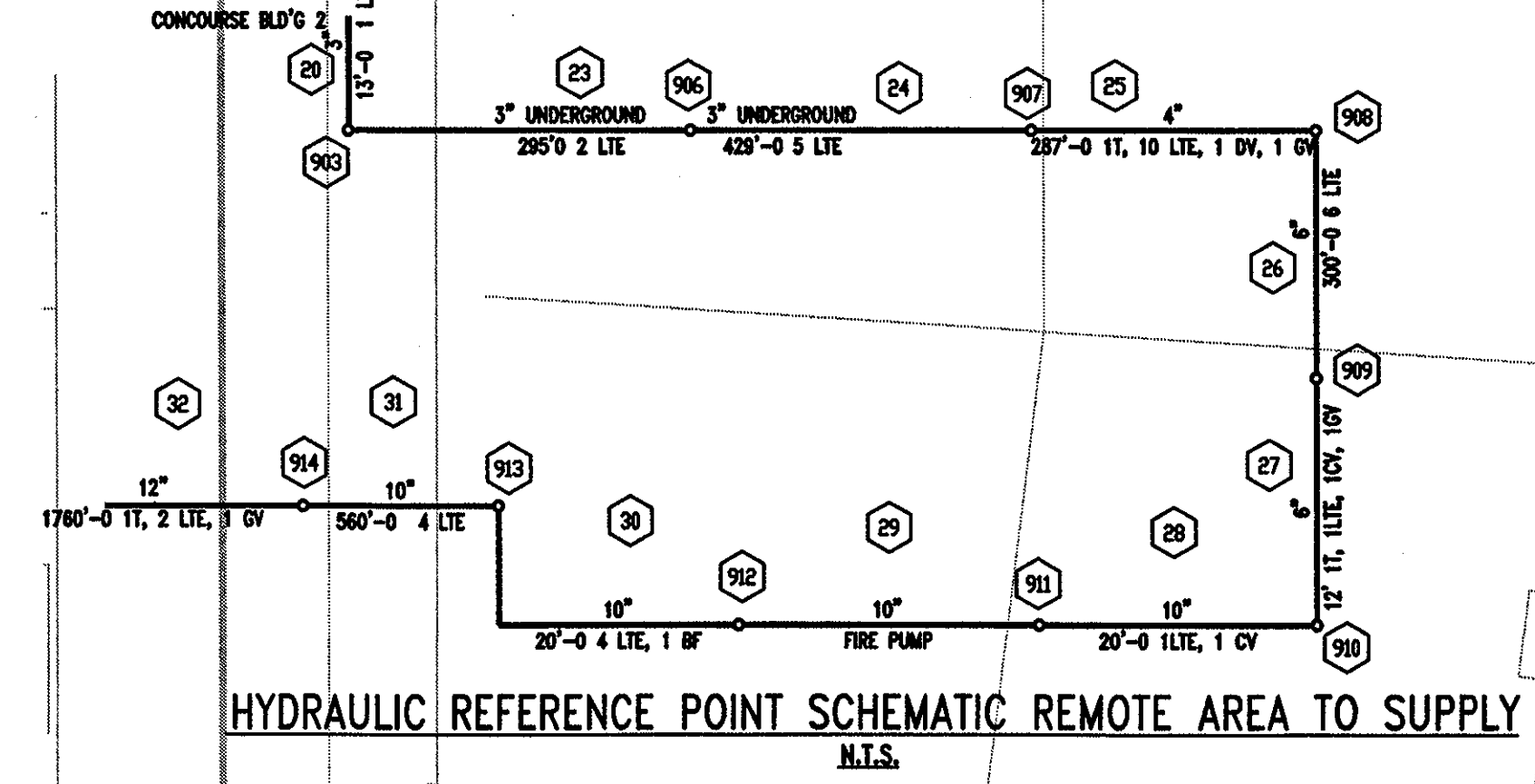
Ellerbe Becket, Inc.

© 2003 Ellerbe Becket

**CONCOURSE LEVEL, AREA D SPRINKLER PLAN**  
ELEV. = 52'-0"  
Scale 1/8"=1'-0"

Date **08.30.03** Comm. No. 1013.0002.00  
In Charge **FSP** RECORD DOCUMENTS  
Drawn By **JAV**  
Checked by **LS**

**F102D**



SEISMIC SWAY BRACING SCHEDULE

BRACE	MAX LOAD	MIN. ANGLE θ	MAX. LENGTH L	BRACE SIZE	QUANTITY
LA-1	1767 lb	30°	7'-0"	1" S40	20
LD-1	1767 lb	30°	7'-0"	1" S40	7
4WAY-1	1767 lb	30°	7'-0"	1" S40	6

BRACE TYPE  
(LA = LATERAL, LD = LONG)

PIPE SIZE  
KEY - SWAY BRACE TAG

E:\WORK\BLDG\SPRINKLER\CONCOURSE LEVEL\CONCOURSE LEVEL AREA D\CONCOURSE LEVEL AREA D - FLOOR PLAN.dwg (P) 10/22/2003 11:09:13 AM



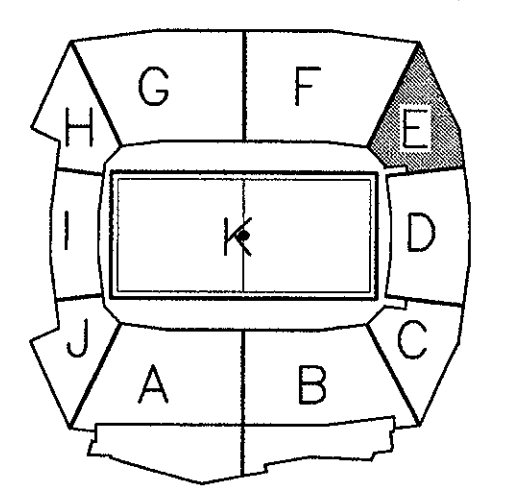


Revision	Date	No.
3-4-02	REVISED FOR FABRICATION	
4-15-02	REVISED CALC'S FOR BLD'G BA	
5-17-02	REVISED TEST HEADER & PUMPER CONN	

THE STADIUM AT RENTSCHLER FIELD

- Owner  
State of Connecticut
- Architecture  
Ellerbe Becket, Inc.  
605 West 20th Street, Suite 200  
Kansas City, MO 64112-1905  
Telephone: 816.561.4443  
Facsimile: 816.561.3903
- Landscape Design  
CR3  
571 Hopewell Street  
Shelton, CT 06487  
Telephone: 860.658.1988  
Facsimile: 860.658.1217
- Structural Engineering  
BVH Integrated Services  
50 Griffin Road South  
Bloomfield, CT 06002  
Telephone: 860.286.9171  
Facsimile: 860.342.0236
- Mechanical/Electrical Engineering  
DTC  
538 Washington Ave  
North Haven, CT 06473  
Telephone: 203.239.4200  
Facsimile: 203.234.7376
- Civil Engineering/Traffic  
Fuss & O'Neill  
146 Hartford Road  
Manchester, CT 06060-2021  
Telephone: 860.643.2459  
Facsimile: 860.643.4913
- Food Service  
The Bigelow Companies  
1575 Universal Avenue, Suite 156  
Kansas City, MO 64120  
Telephone: 816.483.5553  
Facsimile: 816.483.5510
- Geotechnical  
GZA GeoEnvironmental  
27 Nash Road  
Vernon, CT 06066  
Telephone: 860.875.7855  
Facsimile: 860.872.3416
- Security  
Safesecure Network  
17 E. Back Rock Road  
New Milford, CT 06776  
Telephone: 860.354.7020  
Facsimile: 860.354.7020
- Code Analysts  
F P & C Consultants, Inc.  
5333 Wood National, Suite 225  
Kansas City, MO 64114  
Telephone: 816.523.3377  
Facsimile: 816.523.8256
- Vertical Circulation  
Syska & Hennessy  
One Building, 3th Floor  
Cambridge, MA 02142  
Telephone: 617.577.9900  
Facsimile: 617.577.9191
- Audio/Visual  
Pelton Marsh Kinseala  
1403 W. Woodland Lane, Suite 400  
Dallas, TX 75247-4951  
Telephone: 214.692.7444  
Facsimile: 214.951.7488
- Sports Turf  
MST  
1893 W. Kettle Avenue  
Littlen, CO 80120-4402  
Telephone: 303.792.1440  
Facsimile: 303.792.2627

THESE RECORD DOCUMENTS HAVE BEEN PREPARED BASED ON INFORMATION SUPPLIED TO THE ARCHITECT/ENGINEER BY OTHERS. THE ARCHITECT/ENGINEER HAS NOT INDEPENDENTLY VERIFIED THE INFORMATION AND DISCLAIMS RESPONSIBILITY FOR THE ACCURACY AND COMPLETENESS THEREOF. THESE DRAWINGS ARE FOR REFERENCE ONLY AND ARE NOT TO BE USED FOR CONSTRUCTION WITHOUT DRAWINGS AND CALCULATIONS SPECIFICALLY PREPARED FOR ANY INTENDED ADDITIONAL WORK.



ELLERBE BECKET



4600 Madison Avenue  
Suite 1000  
Kansas City, MO 64112  
816.561.4443

Ellerbe Becket, Inc.

© 2003 Ellerbe Becket

CONCOURSE LEVEL, AREA E  
SPRINKLER PLAN  
ELEV. = 52'-0"  
Scale: 1/8"=1'-0"

Date: 08.30.03 Comm. No. 1013.0002.00  
In Charge: FSP  
Drawn By: JAV  
Checked By: LS

F102E

SEISMIC SWAY BRACING SCHEDULE

BRACE	MAX LOAD	MIN. ANGLE θ	MAX. LENGTH L	BRACE SIZE	QUANTITY
LA-1	1767 lb	30°	7'-0"	1" S40	20
LD-1	1767 lb	30°	7'-0"	1" S40	7
4WAY-1	1767 lb	30°	7'-0"	1" S40	6

BRACE TYPE  
LA = LATERAL, LD = LONG

PIPE SIZE  
KEY = SWAY BRACE TAG

HYDRAULIC REFERENCE POINT SCHEMATIC REMOTE AREA TO SUPPLY  
N.T.S.

HYDRAULIC REFERENCE POINT SCHEMATIC REMOTE AREA TO SUPPLY  
N.T.S.

1 CONCOURSE LEVEL, AREA E - FLOOR PLAN

1/8"=1'-0"  
W:\DOCS\ARCH\MASTER\AM02XRFA.DWG 0 2 4 8 16 24

R:\2003\107\PROJ\AS-BUILD\_20031119\DTG\_L1022.dwg, layout: 03, 10/20/2003 11:09:31 AM

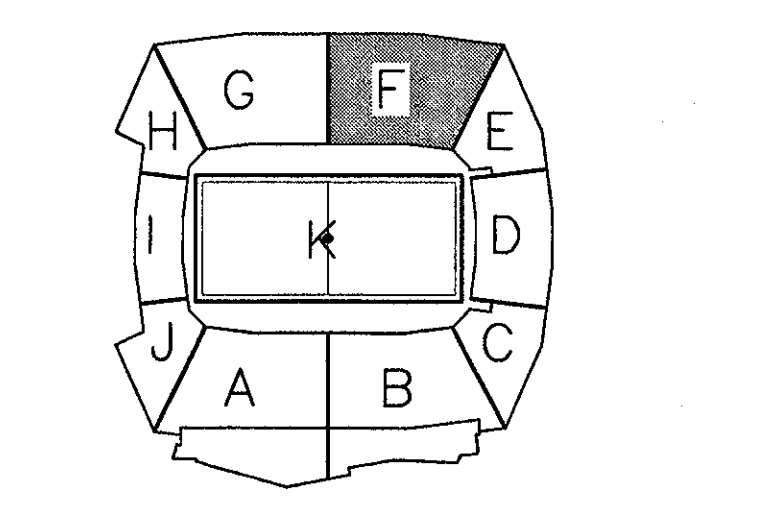


Revision	Date	No.
3-4-02	REVISED FOR FABRICATION	
4-15-02	REVISED CALC'S FOR BLD'G BA	
5-17-02	REVISED TEST HEADER & PUMPER CONN.	

**THE STADIUM AT RENTSCHLER FIELD**

- Owner**  
State of Connecticut
- Architecture**  
Ellerbe Becket, Inc.  
605 West 47th Street, Suite 200  
Kansas City, MO 64112-1905  
Telephone: 816.561.4443  
Facsimile: 816.561.2863
- Structural Engineering**  
BVH Integrated Services  
Bloomfield, CT 06002  
Telephone: 860.286.9171  
Facsimile: 860.242.0236
- Mechanical/Electrical Engineering**  
DTC  
550 Washington Ave  
North Haven, CT 06473  
Telephone: 203.239.4200  
Facsimile: 203.234.7376
- Code Analysis**  
F & C Consultants, Inc.  
1533 West Federal, Suite 225  
Kansas City, MO 64114  
Telephone: 816.523.3777  
Facsimile: 816.523.8256
- Audio/Visual**  
Pelton Marsh Kinsella  
1420 W. Meadbrook Lane, Suite 400  
Dallas, TX 75247-4951  
Telephone: 214.692.7444  
Facsimile: 214.951.7400
- Landscape Design**  
CR3  
571 Hagerman Street  
Shelton, CT 06489  
Telephone: 860.658.1986  
Facsimile: 860.658.1217
- Food Service**  
The Bigelow Companies  
1575 Universal Avenue, Suite 156  
Kansas City, MO 64120  
Telephone: 816.483.5553  
Facsimile: 816.483.5510
- Geotechnical**  
GZA GeoEnvironmental  
27 Hook Road  
Vernon, CT 06066  
Telephone: 860.875.7655  
Facsimile: 860.872.2416
- Security**  
Safesecure Network  
17 E Back Road Road  
New Milford, CT 06776  
Telephone: 860.354.7020  
Facsimile: 860.354.7020
- Vertical Circulation**  
Syska & Hennessy  
One Broadview, 9th Floor  
Cambridge, MA 02142  
Telephone: 617.577.9900  
Facsimile: 617.577.9191
- Sports Turf**  
MST  
1859 W. Kettle Avenue  
Littleton, CO 80120-4402  
Telephone: 303.739.1440  
Facsimile: 303.739.2627

THESE RECORD DOCUMENTS HAVE BEEN PREPARED BASED ON INFORMATION SUPPLIED TO THE ARCHITECT/ENGINEER BY OTHERS. THE ARCHITECT/ENGINEER HAS NOT INDEPENDENTLY VERIFIED THE INFORMATION AND DISCLAIMS RESPONSIBILITY FOR THE ACCURACY AND COMPLETENESS THEREOF. THESE DRAWINGS ARE FOR REFERENCE ONLY AND ARE NOT TO BE USED FOR CONSTRUCTION WITHOUT DRAWINGS AND CALCULATIONS SPECIFICALLY PREPARED FOR ANY INTENDED ADDITIONAL WORK.



**ELLERBE BECKET**

4600 Madison Avenue  
Suite 1000  
Kansas City, MO 64112  
816.561.4443

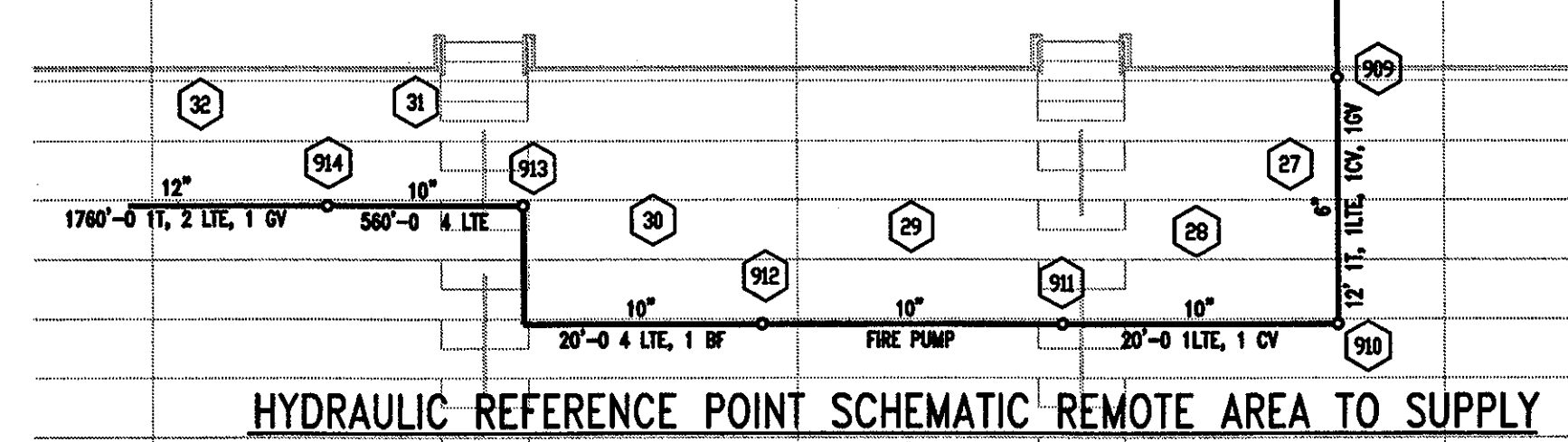
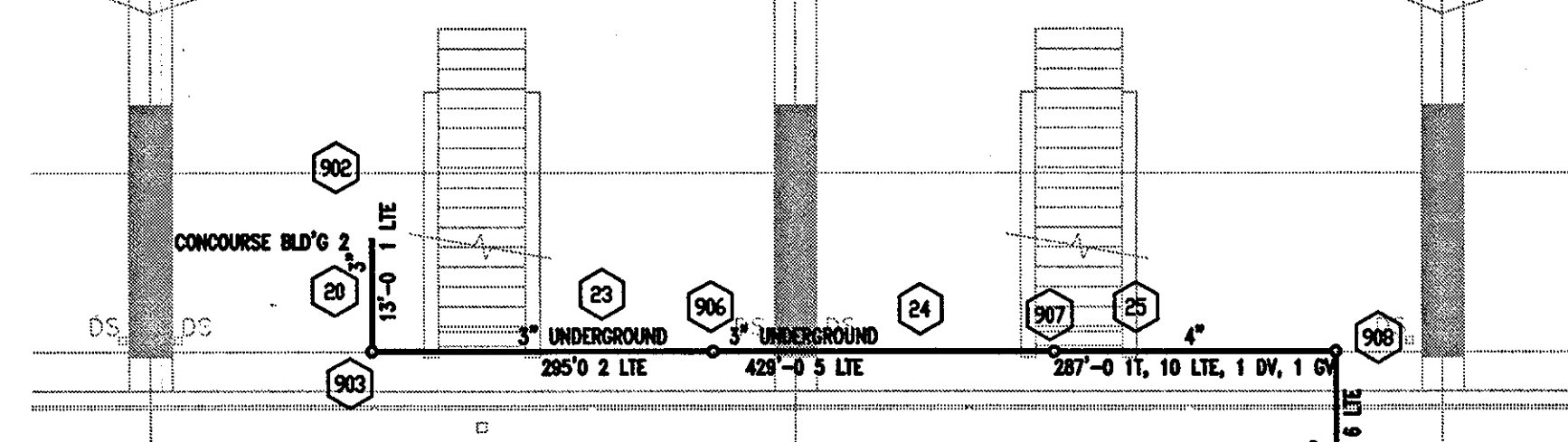
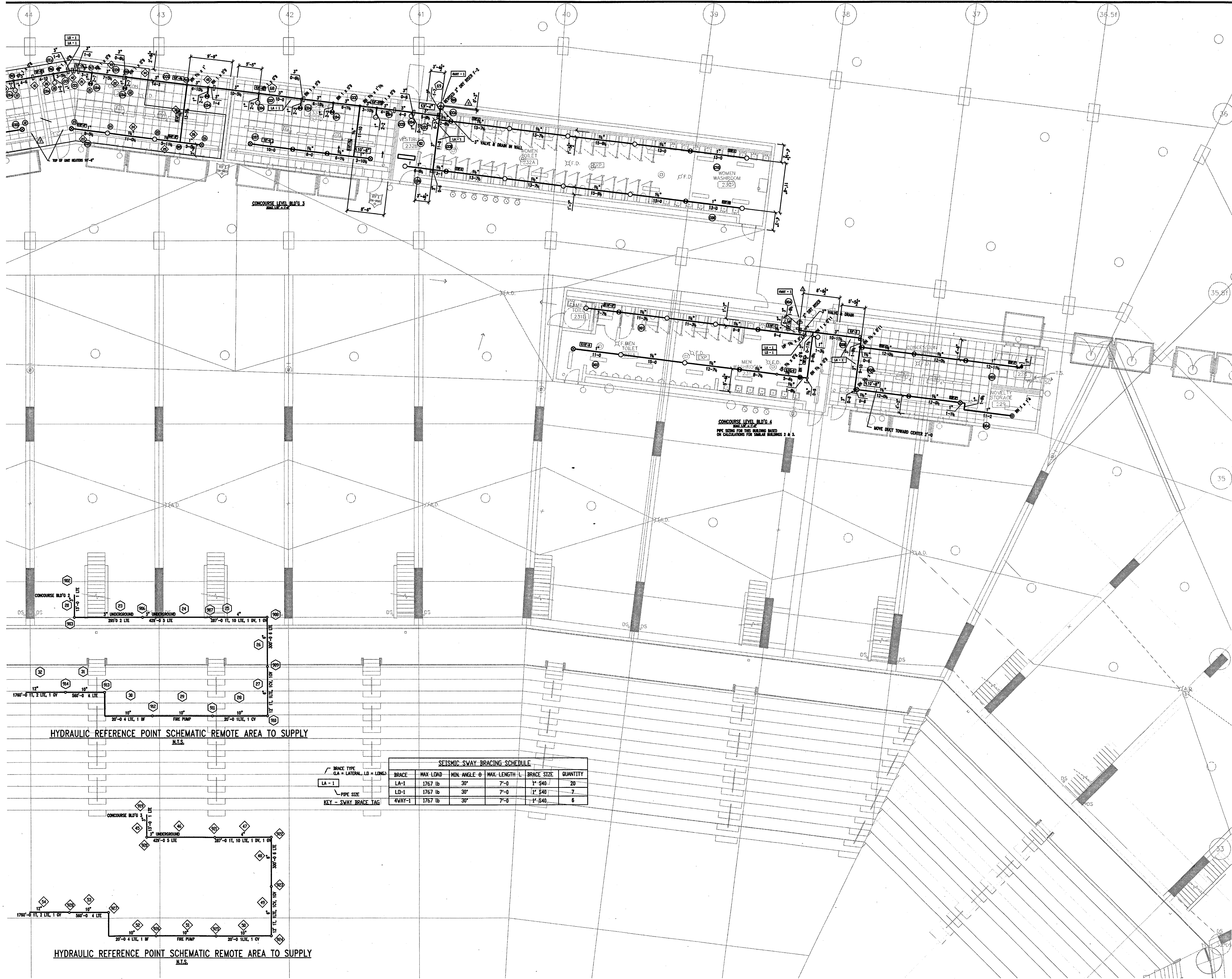
Ellerbe Becket, Inc.

© 2003 Ellerbe Becket

**CONCOURSE LEVEL, AREA F  
SPRINKLER PLAN  
ELEV. = 52'-0"  
Scale 1/8"=1'-0"**

Date 08.30.03 Comm. No. 1013.0002.00  
In Charge FSP RECORD DOCUMENTS  
Drawn By JAV  
Checked By LS

**F102F**



BRACE TYPE  
LA = LATERAL, LD = LONG

PIPE SIZE  
KEY - SWAY BRACE TAG

SEISMIC SWAY BRACING SCHEDULE					
BRACE	MAX. LOAD	MIN. ANGLE θ	MAX. LENGTH L	BRACE SIZE	QUANTITY
LA-1	1767 lb	30°	7'-0"	1" S40	20
LD-1	1767 lb	30°	7'-0"	1" S40	7
4WAY-1	1767 lb	30°	7'-0"	1" S40	6

**1 CONCOURSE LEVEL AREA F - FLOOR PLAN**  
1/8"=1'-0"  
W:\DOCS\ARCH\MASTER\AM02XRFA.DWG 0 2 4 8 16 24

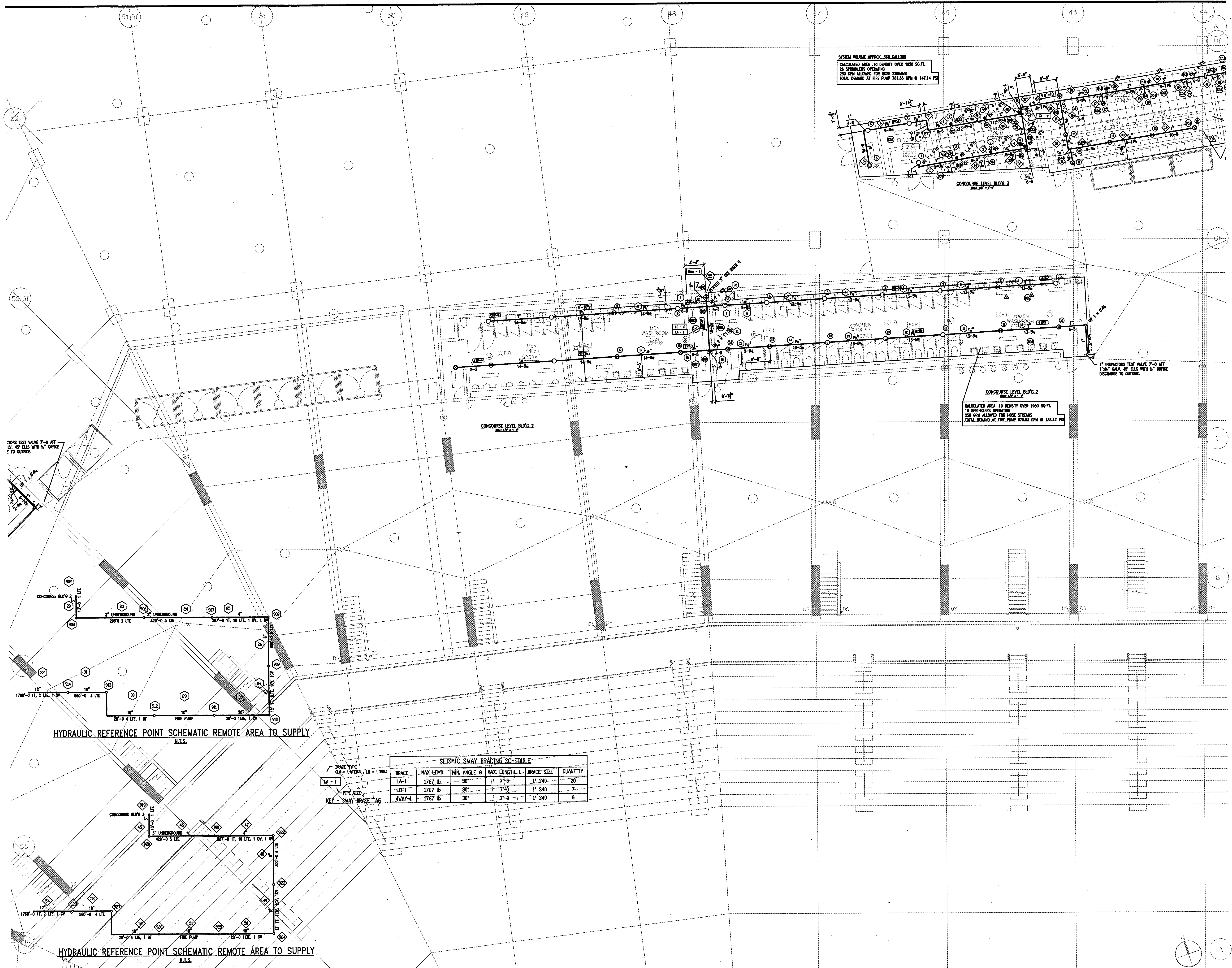
R:\DOCS\UT\ARCH\AS-BUILD\_20031119\DWG\F102F.dwg, Layout: (0), 1/22/2003 11:09:09 AM



Revision	Date	No.
3-4-02		REVISED FOR FABRICATION
4-15-02		REVISED CALC'S FOR BLD'G 8A
5-17-02		REVISED TEST HEADER & PUMPER CONN.

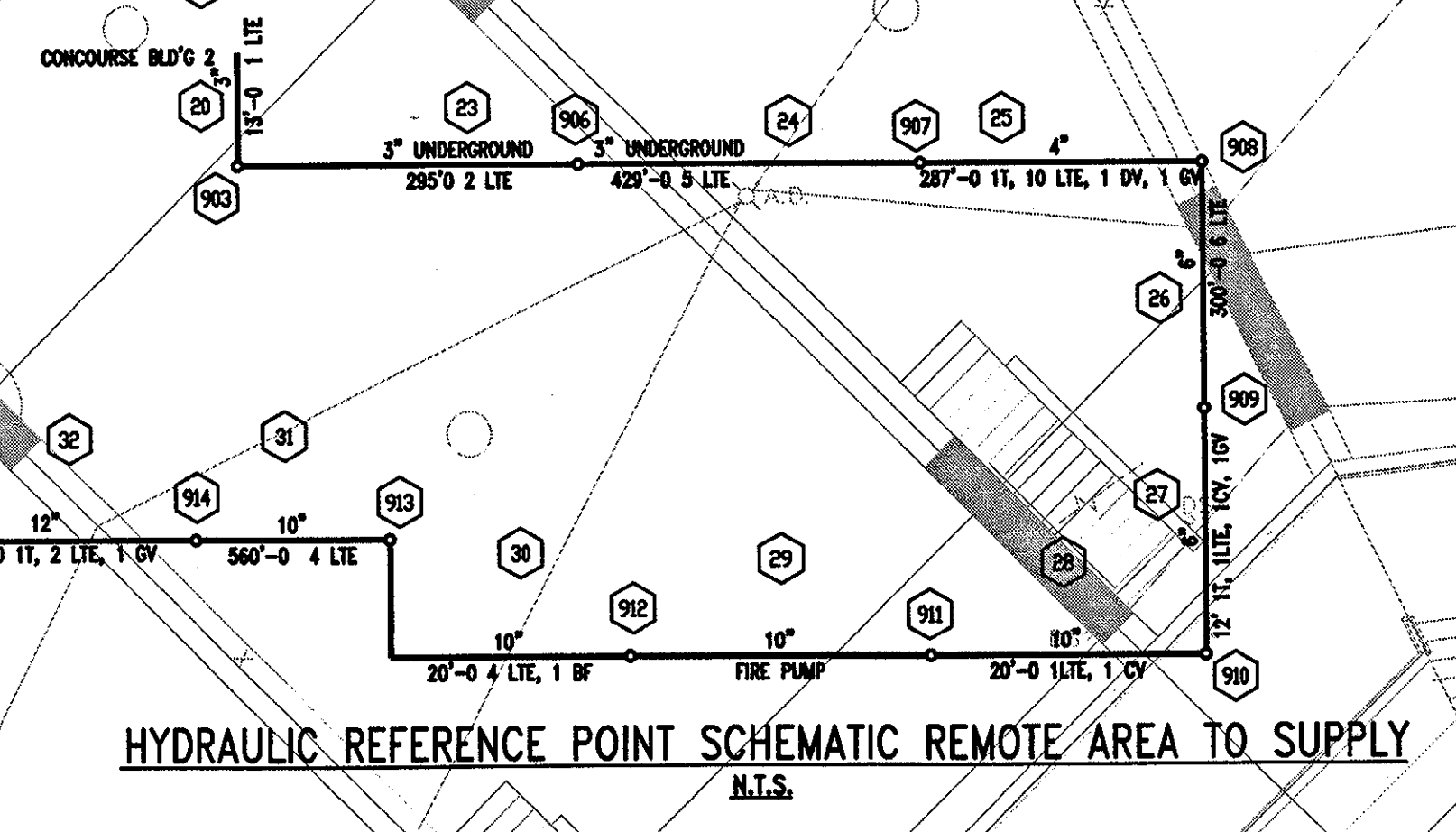
SYSTEM VOLUME APPROX. 500 GALLONS  
 CALCULATED AREA .10 DENSITY OVER 1950 SQ.FT.  
 22 SPRINKLERS OPERATING  
 250 GPM ALLOWED FOR HOSE STREAMS  
 TOTAL DEMAND AT FIRE PUMP 751.85 GPM @ 142.14 PSI

CONCOURSE LEVEL BLD'G 2  
 CALCULATED AREA .10 DENSITY OVER 1950 SQ.FT.  
 18 SPRINKLERS OPERATING  
 250 GPM ALLOWED FOR HOSE STREAMS  
 TOTAL DEMAND AT FIRE PUMP 876.85 GPM @ 138.42 PSI



TESTS TEST VALVE 7'-0" AFF  
 1/2" 45° ELB WITH 1/2" ORIFICE  
 TO OUTSIDE.

INSPECTORS TEST VALVE 7'-0" AFF  
 1/2" 45° ELB WITH 1/2" ORIFICE  
 DISCHARGE TO OUTSIDE.



SEISMIC SWAY BRACING SCHEDULE

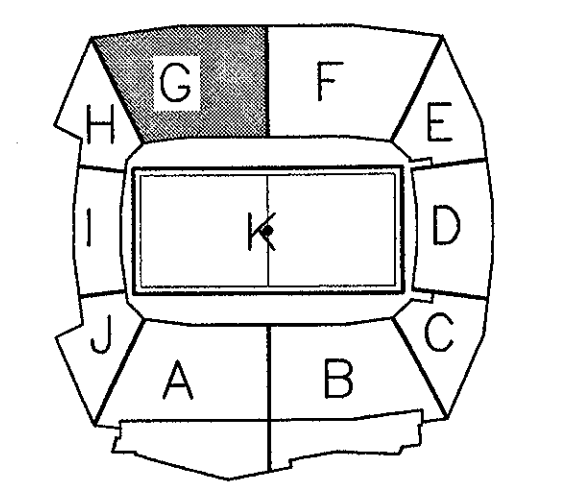
BRACE	MAX LOAD	MIN. ANGLE Θ	MAX. LENGTH L	BRACE SIZE	QUANTITY
LA-1	1767 lb	30°	7'-0"	1" S40	20
LD-1	1767 lb	30°	7'-0"	1" S40	7
4WAY-1	1767 lb	30°	7'-0"	1" S40	6

KEY - SWAY BRACE TAG

THE STADIUM AT  
RENTSCHLER FIELD

- Owner  
State of Connecticut
- Architecture  
Ellerbe Becket, Inc.  
405 West 10th Street, Suite 200  
Kansas City, MO 64112-1905  
Telephone: 816.561.4443  
Facsimile: 816.561.2883
- Structural Engineering  
BVH Integrated Services  
50 Griffin Road South  
Bloomfield, CT 06002  
Telephone: 860.286.9171  
Facsimile: 860.242.0236
- Mechanical/Electrical Engineering  
DTC  
556 Washington Ave  
North Haven, CT 06473  
Telephone: 203.239.4200  
Facsimile: 203.234.7316
- Civil Engineering/Traffic  
Fuss & O'Neill  
148 Hartford Road  
Middletown, CT 06455-9211  
Telephone: 860.646.2469  
Facsimile: 860.643.8313
- Code Analysis  
F P & C Consultants, Inc.  
933 West Belmont, Suite 205  
Kansas City, MO 64114  
Telephone: 816.523.3377  
Facsimile: 816.523.8266
- Audio/Visual  
Pelton Marsh Kinsella  
1420 W. McDougall Lane, Suite 400  
Dallas, TX 75247-4951  
Telephone: 214.688.7444  
Facsimile: 214.951.7408
- Landscape Design  
CR3  
571 Maplewood Street  
Shelbury, CT 06070  
Telephone: 860.658.1988  
Facsimile: 860.658.1217
- Food Service  
The Bigelow Companies  
1575 Universal Avenue, Suite 156  
Kansas City, MO 64120  
Telephone: 816.483.5553  
Facsimile: 816.483.5510
- Geotechnical  
GZA GeoEnvironmental  
27 Nash Road  
Vernon, CT 06066  
Telephone: 860.875.7655  
Facsimile: 860.875.2416
- Security  
Safesecure Network  
17 E. Back Rock Road  
New Britain, CT 06078  
Telephone: 860.554.7020  
Facsimile: 860.554.7020
- Vertical Circulation  
Syska & Hennessy  
One Broadview, 9th Floor  
Cambridge, MA 02142  
Telephone: 617.577.9900  
Facsimile: 617.577.9191
- Sports Turf  
MST  
1893 W. Kelle Avenue  
Littleton, CO 80120-4402  
Telephone: 303.730.1440  
Facsimile: 303.730.2627

THESE RECORD DOCUMENTS HAVE BEEN PREPARED BASED ON INFORMATION SUPPLIED TO THE ARCHITECT/ENGINEER BY OTHERS. THE ARCHITECT/ENGINEER HAS NOT INDEPENDENTLY VERIFIED THE INFORMATION AND DISCLAIMS RESPONSIBILITY FOR THE ACCURACY AND COMPLETENESS THEREOF. THESE DRAWINGS ARE FOR REFERENCE ONLY AND ARE NOT TO BE USED FOR CONSTRUCTION WITHOUT DRAWINGS AND CALCULATIONS SPECIFICALLY PREPARED FOR ANY INTENDED ADDITIONAL WORK.



ELLERBE BECKET

4600 Madison Avenue  
Suite 1000  
Kansas City, MO 64112  
816.561.4443

© 2003 Ellerbe Becket

CONCOURSE LEVEL, AREA G  
SPRINKLER PLAN  
ELEV. = 52'-0"

Scale: 1/8"=1'-0"

Date: 08.30.03 Comm. No. 1013.0002.00  
 In Charge: FSP RECORD DOCUMENTS  
 Drawn By: JAV  
 Checked By: LS







Revision	Date	No.
3-4-02	REVISED FOR FABRICATION	
4-15-02	REVISED CALC'S FOR BLD'G BA	
5-17-02	REVISED TEST HEADER & PUMPER CONN.	

**THE STADIUM AT RENTSCHLER FIELD**

Owner: State of Connecticut

Architecture: Ellerbe Becket, Inc.  
605 West 10th Street, Suite 200  
Kansas City, MO 64112-1905  
Telephone: 816.561.4443  
Facsimile: 816.561.2883

Landscaping Design: CR3  
5711 Greenwood Street  
Simsbury, CT 06070  
Telephone: 860.658.1988  
Facsimile: 860.658.1217

Structural Engineering: BVH Integrated Services  
50 Griffin Road South  
Bloomfield, CT 06022  
Telephone: 860.246.9171  
Facsimile: 860.242.0236

Food Service: The Bigelow Companies  
1575 Universal Avenue, Suite 156  
Kansas City, MO 64120  
Telephone: 816.483.5553  
Facsimile: 816.483.5510

Mechanical/Electrical Engineering: DTC  
556 Washington Ave  
North Haven, CT 06473  
Telephone: 203.229.6200  
Facsimile: 203.224.2705

Geotechnical: GZA GeoEnvironmental  
27 Nauck Road  
Vernon, CT 06066  
Telephone: 860.875.7655  
Facsimile: 860.872.2416

Civil Engineering/Traffic: Fuss & O'Neill  
146 Hartford Road  
Meriden, CT 06041  
Telephone: 860.646.2469  
Facsimile: 860.643.6113

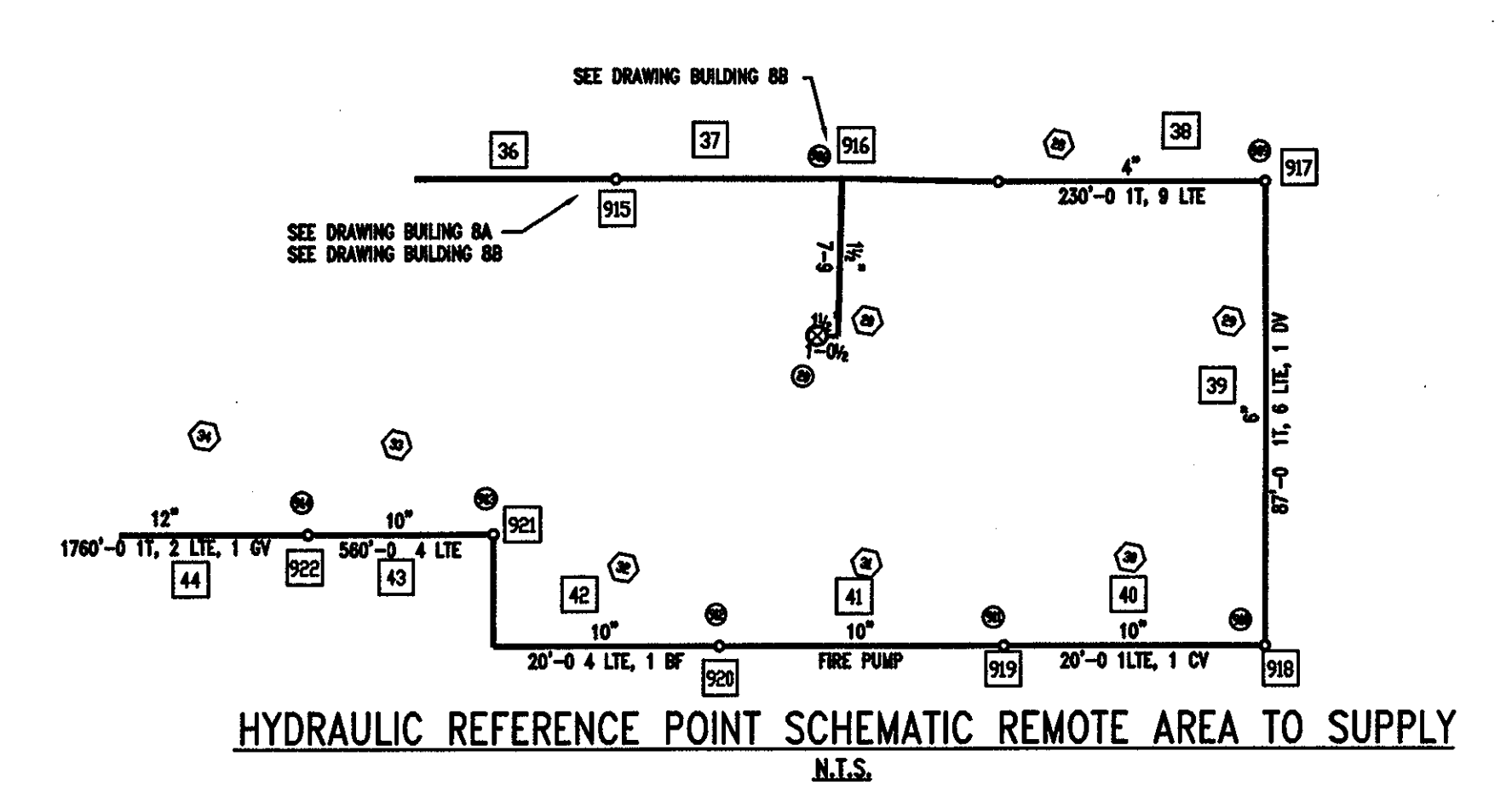
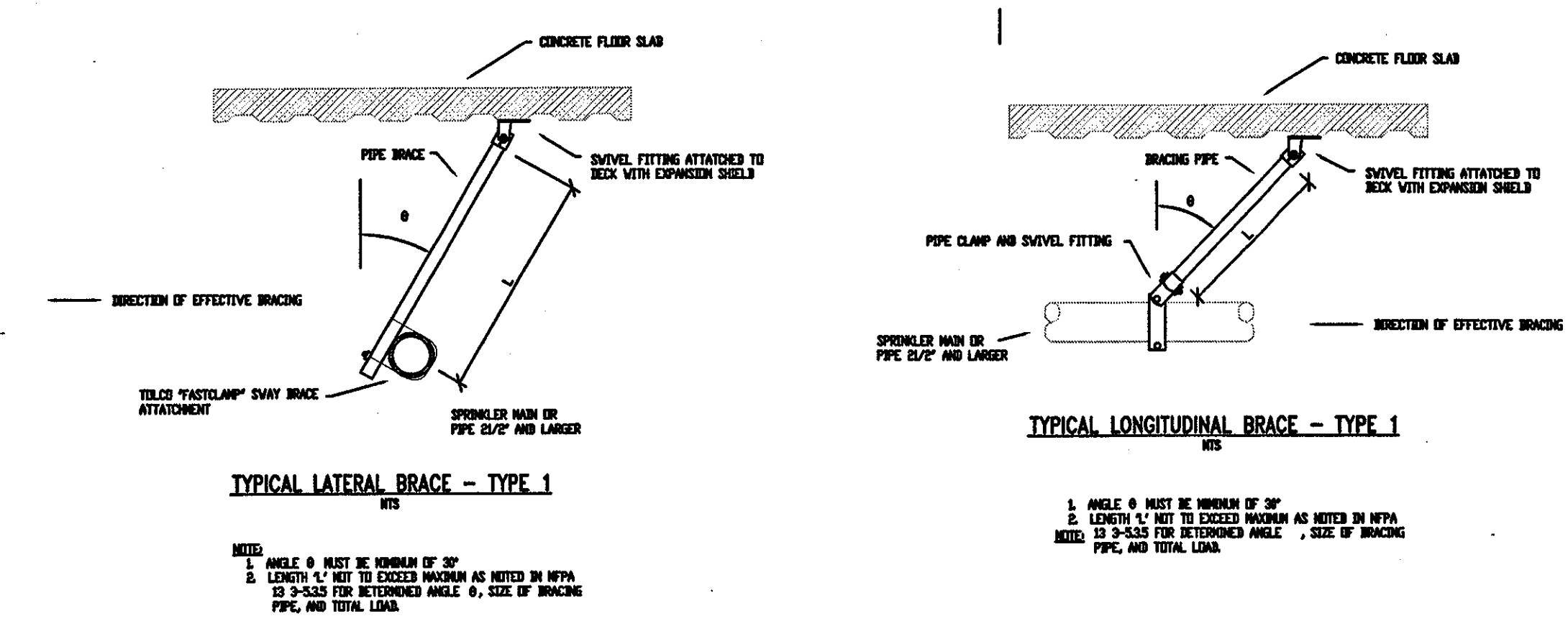
Security: Safesecure Network  
17 E. Back Road, 2nd Floor  
New Milford, CT 06775  
Telephone: 860.354.7020  
Facsimile: 860.354.7020

Cost Analyst: F & C Consultants, Inc.  
823 West Parkway, Suite 222  
Kansas City, MO 64114  
Telephone: 816.523.3577  
Facsimile: 816.523.8256

Vertical Circulation: Syska & Hennessy  
One Inverness, 9th Floor  
Cambridge, MA 02142  
Telephone: 617.577.9900  
Facsimile: 617.577.9919

Audio/Visual: Pelton Marsh Kinsella  
1420 W. Macdonald Lane, Suite 400  
Dallas, TX 75247-4551  
Telephone: 214.688.7444  
Facsimile: 214.951.7408

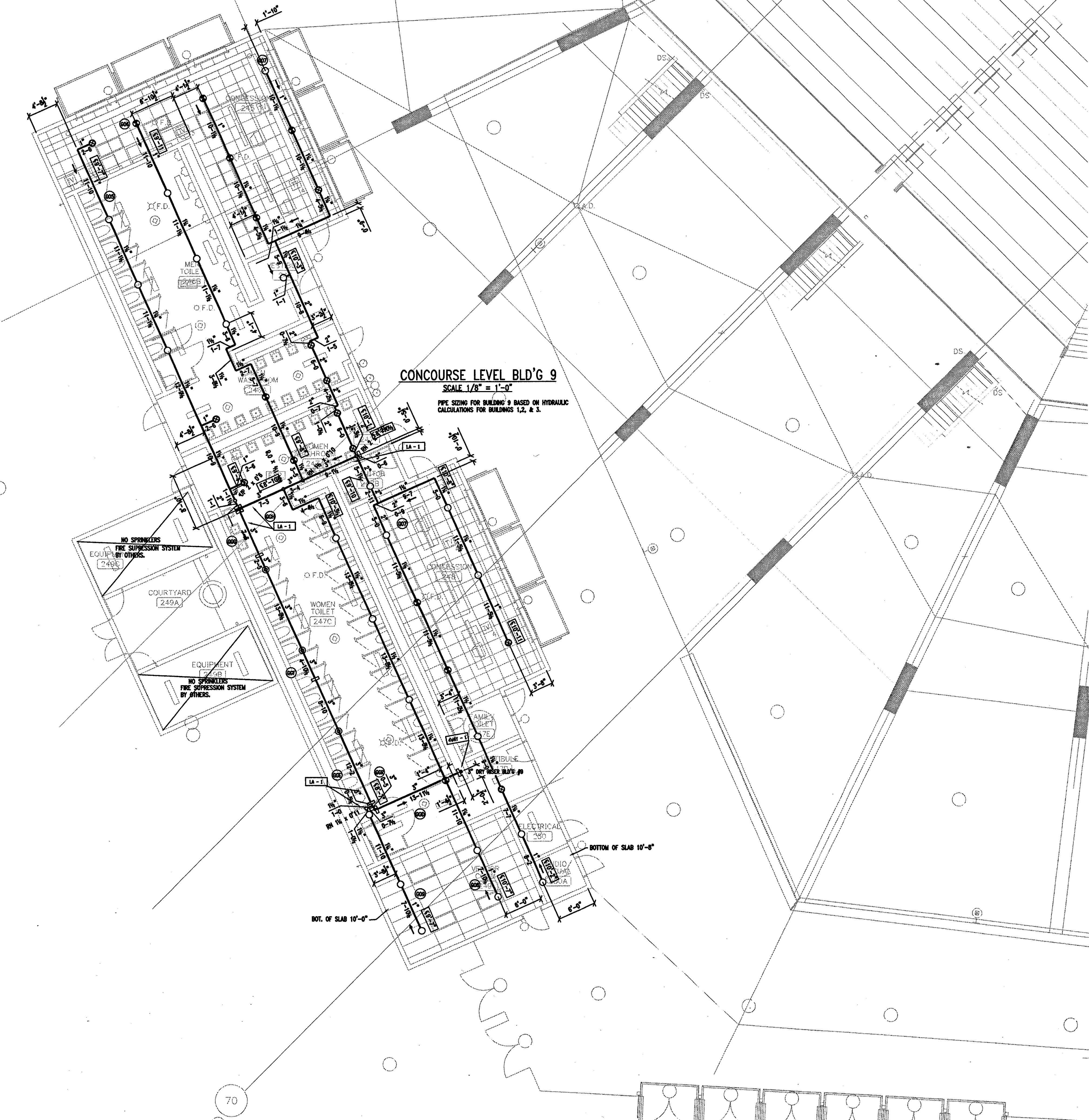
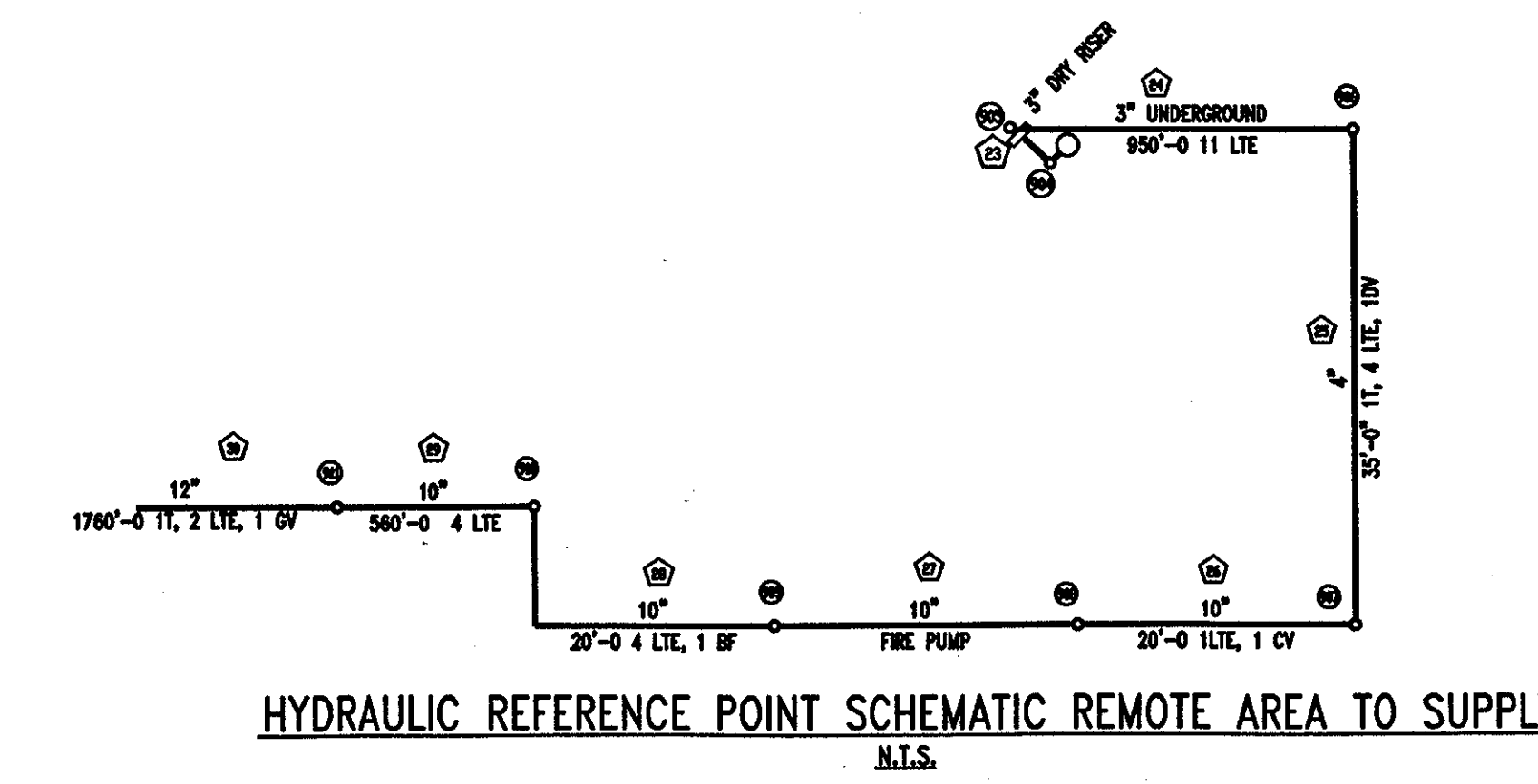
Sports Turf: MST  
1893 W. Kettle Avenue  
Litchton, CO 80126-0482  
Telephone: 303.793.1440  
Facsimile: 303.793.2827



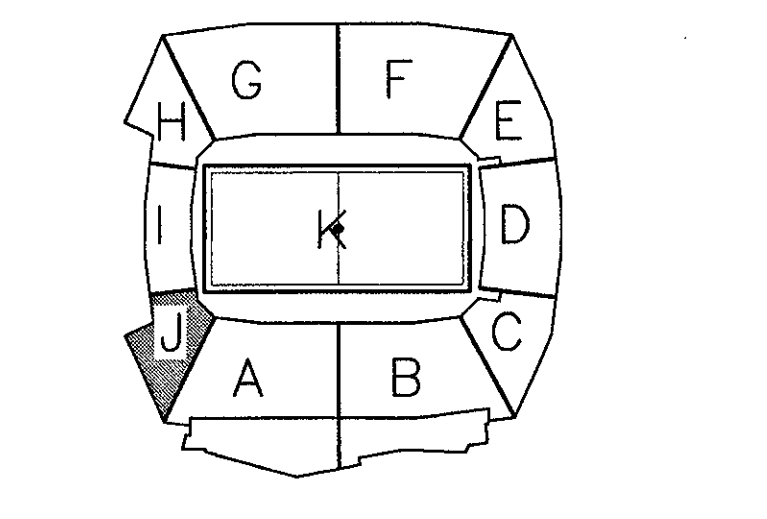
BRACE TYPE  
LA = LATERAL, LD = LINKS

PIPE SIZE  
KEY - SWAY BRACE TAG

SEISMIC SWAY BRACING SCHEDULE					
BRACE	MAX LOAD	MIN ANGLE θ	MAX. LENGTH L	BRACE SIZE	QUANTITY
LA-1	1767 lb	30°	7'-0"	1" S40	37
LD-1	1767 lb	30°	7'-0"	1" S40	4
4WAY-1	1767 lb	30°	7'-0"	1" S40	-



THESE RECORD DOCUMENTS HAVE BEEN PREPARED BASED ON INFORMATION SUPPLIED TO THE ARCHITECT/ENGINEER BY OTHERS. THE ARCHITECT/ENGINEER HAS NOT INDEPENDENTLY VERIFIED THE INFORMATION AND DISCLAIMS RESPONSIBILITY FOR THE ACCURACY AND COMPLETENESS THEREOF. THESE DRAWINGS ARE FOR REFERENCE ONLY AND ARE NOT TO BE USED FOR CONSTRUCTION WITHOUT DRAWINGS AND CALCULATIONS SPECIFICALLY PREPARED FOR ANY INTENDED ADDITIONAL WORK.



**ELLERBE BECKET**

4600 Madison Avenue  
Suite 1000  
Kansas City, MO 64112  
816.561.4443

Ellerbe Becket, Inc.

© 2003 Ellerbe Becket

**CONCOURSE LEVEL, AREA J  
SPRINKLER PLAN**  
ELEV. = 52'-0"  
Scale 1/8" = 1'-0"

Date 08.30.03 Comm. No. 1013.002.00  
In Charge FSP **RECORD DOCUMENTS**  
Drawn By JAV  
Checked By LS **F102J**

R:\DOSS\ARCH\PROJ\AS-BUILD\_20031110\TDC\1102.dwg, Layer1 - (0), 11/27/2003 11:16:08 AM









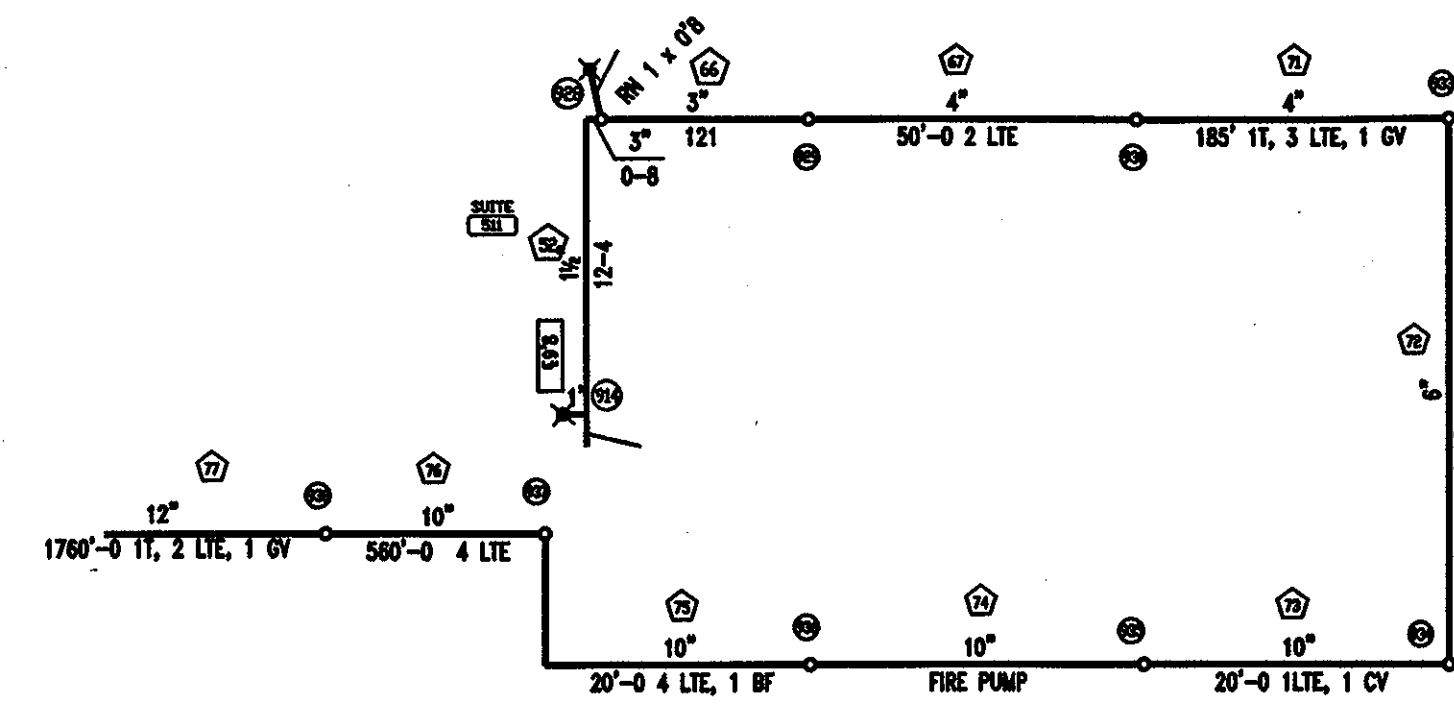




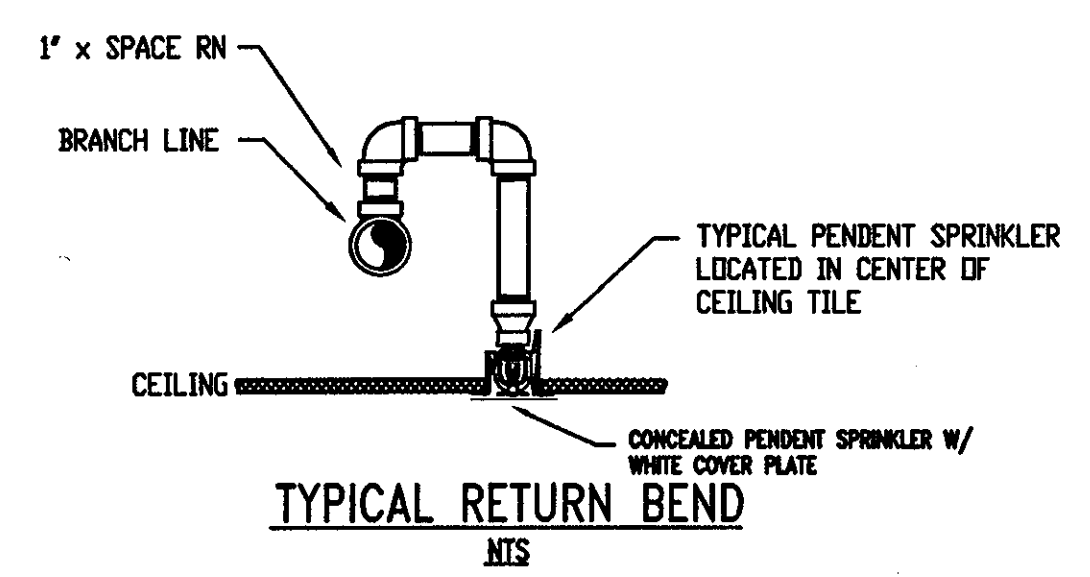








HYDRAULIC REFERENCE POINT SCHEMATIC REMOTE AREA TO SUPPLY  
N.I.S.



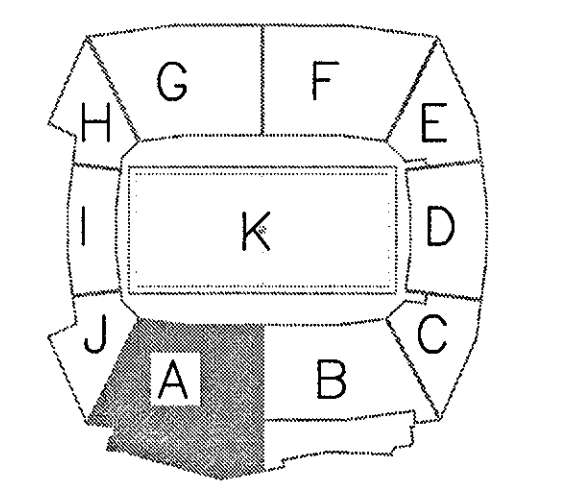
CALCULATED AREA No. 1, 10 DENSITY OVER 1000 SQ.FT.  
15 SPRINKLERS OPERATING  
2500 GPM ALLOWED FOR DELUGE SYSTEM & HOSE STREAM  
TOTAL DEMAND AT FIRE PUMP 2861.23 GPM @ 71.02 PSI

1 SUITE/PRESS LEVEL, AREA A - FLOOR PLAN  
1/8" = 1'-0"  
W:\DOCS\ARCH\MASTER\AM05XRFA.DWG 0 2 4 8 16 24

THE STADIUM AT  
RENTSCHLER FIELD

- Owner  
State of Connecticut
- Architecture  
Ellerbe Becket, Inc.  
905 West 7th Street, Suite 200  
Kansas City, MO 64112-1965  
Telephone: 816.561.4443  
Facsimile: 816.561.2883
- Structural Engineering  
BVH Integrated Services  
50 Griffin Road South  
Bloomfield, CT 06002  
Telephone: 860.286.9171  
Facsimile: 860.242.8236
- Mechanical/Electrical Engineering  
DTC  
556 Washington Ave.  
North Haven, CT 06473  
Telephone: 203.239.6200  
Facsimile: 203.234.7378
- Civil Engineering/Traffic  
Fuss & O'Neill  
140 Hartford Road  
Middletown, CT 06040-5021  
Telephone: 860.646.3469  
Facsimile: 860.643.6313
- Landscape Design  
CR3  
371 Highmeadow Street  
Simsbury, CT 06070  
Telephone: 860.638.1988  
Facsimile: 860.638.1217
- Food Service  
The Bigelow Companies  
1575 Universal Avenue, Suite 156  
Kansas City, MO 64226  
Telephone: 816.482.5553  
Facsimile: 816.483.5510
- Geotechnical  
GZA GeoEnvironmental  
27 Nash Road  
Vernon, CT 06066  
Telephone: 860.875.7655  
Facsimile: 860.872.2416
- Security  
Safesecure Network  
17 E Buck Rock Road  
New Britain, CT 06778  
Telephone: 860.354.7020  
Facsimile: 860.354.7020
- Vertical Circulation  
Syska & Hennessy  
One Broadview, 9th Floor  
Cambridge, MA 02142  
Telephone: 617.577.9900  
Facsimile: 617.577.9191
- Audio/Visual  
Pelton Marsh Kinsella  
1420 W. Montpelier Lane, Suite 400  
Dallas, TX 75247-4955  
Telephone: 214.688.7444  
Facsimile: 214.951.7408
- Sports Turf  
MST  
1893 W. 16th Avenue  
Littleton, CO 80120-4602  
Telephone: 303.730.1440  
Facsimile: 303.730.2627

THESE RECORD DOCUMENTS HAVE BEEN PREPARED BASED ON INFORMATION SUPPLIED TO THE ARCHITECT/ENGINEER BY OTHERS. THE ARCHITECT/ENGINEER HAS NOT INDEPENDENTLY VERIFIED THE INFORMATION AND DISCLAIMS RESPONSIBILITY FOR THE ACCURACY AND COMPLETENESS THEREOF. THESE DRAWINGS ARE FOR REFERENCE ONLY AND ARE NOT TO BE USED FOR CONSTRUCTION WITHOUT DRAWINGS AND CALCULATIONS SPECIFICALLY PREPARED FOR ANY INTENDED ADDITIONAL WORK.



ELLERBE BECKET



4600 Madison Avenue  
Suite 1000  
Kansas City, MO 64112  
816.561.4443

© 2003 Ellerbe Becket

SUITE/PRESS LEVEL, AREA A  
SPRINKLER PLAN  
ELEV. = 128'-9"  
Scale 1/8" = 1'-0"

Date 08.30.03 Comm. No. 1013.0902.00  
In Charge FSP RECORD DOCUMENTS  
Drawn By JAV  
Checked By LS

F106A











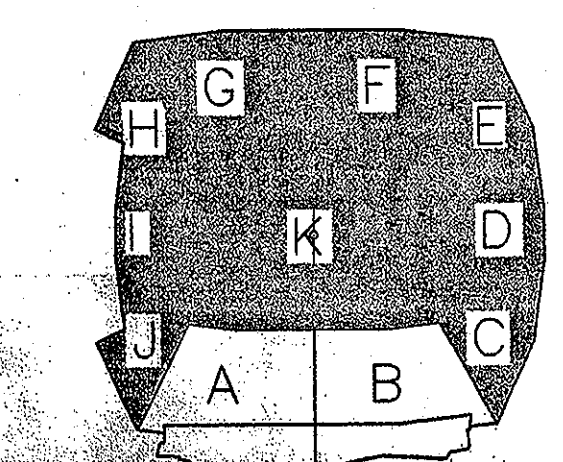





Revision	Date	No.
1	POLICE HOLDING ROOM	8.9.01
2	CCD 184	10.2.02

**THE STADIUM AT  
RENTSCHLER FIELD**

- Owner  
State of Connecticut
- Architecture  
**Ellerbe Becket, Inc.**  
805 West 47th Street, Suite 200  
Kansas City, MO 64112-1905  
Telephone: 816.581.4443  
Facsimile: 816.581.6263
- Structural Engineering  
**BVM Integrated Services**  
221 Griffin Road, Suite 300  
Bloomfield, CT 06007  
Telephone: 860.296.9177  
Facsimile: 860.292.9238
- Mechanical/Electrical Engineering  
**Diversified Technology Consultants**  
656 Washington Ave.  
North Haven, CT 06473  
Telephone: 203.239.4200  
Facsimile: 203.234.7576
- Civil Engineering/Traffic  
**Fuss & O'Neill**  
148 Hartford Road  
Middletown, CT 06040-0921  
Telephone: 860.846.1409  
Facsimile: 860.843.8913
- Landscape Design  
**CR3**  
571 Main Street  
Stamford, CT 06907  
Telephone: 860.868.1880  
Facsimile: 860.868.1217
- Code Analysis  
**F. P. & C. Consultants, Inc.**  
5333 West Frerum, Suite 225  
St. Louis, MO 63114  
Telephone: 816.523.3377  
Facsimile: 816.523.3254
- Food Service  
**The Pigeon Companies**  
1575 Oakwood Avenue, Suite 100  
Plymouth, MD 21088  
Telephone: 410.483.5533  
Facsimile: 410.483.5700
- Audio/Visual  
**Pelton Marsh Kinsella**  
1425 W. Washington Lane, Suite 400  
Dallas, TX 75241-4851  
Telephone: 214.828.3444  
Facsimile: 214.821.4521
- Geotechnical  
**GZA GeoEnvironmental**  
27 Main Street  
Hartford, CT 06106  
Telephone: 860.873.7616  
Facsimile: 860.872.2510
- Sports Turf  
**Millennium Sports Technologies**  
1854 W. North Avenue  
Littleton, CO 80120-4492  
Telephone: 303.753.1400  
Facsimile: 303.750.8227
- Vertical Construction  
**Syska & Hennessy**  
One Broadway, 18th Fl.  
Longbridge, MA 02145  
Telephone: 617.577.9662  
Facsimile: 617.577.3961
- Security  
**Sofesecura Network**  
17 E. Deerfield Street  
New Britain, CT 06102  
Telephone: 860.274.7050  
Facsimile: 860.354.1816



**ELLERBE BECKET**



805 West 47th Street, Ellerbe Becket, Inc.  
Kansas City, MO 64112-1905  
816.581.4443

© 2001 Ellerbe Becket  
SERVICE LEVEL  
SECURITY, SURVEILLANCE  
WITH OPTIONAL FIRE  
Scale  
Date: 3.16.01  
Drawn by: JS  
Checked by: SWT  
Approved by: RCT  
E:\Projects\1013.0002.00  
CONSTRUCTION DOCUMENTS  
EM01XSF

SEE  
SUBCONTRACTOR  
AS BUILTS  
12/31/03









Revision	Date	No.

**THE STADIUM AT  
RENTSCHLER FIELD**

Owner  
**State of Connecticut**

Architects  
**Ellerbe Becket, Inc.**  
605 West 47th Street, Suite 200  
Kansas City, MO 64112-1905  
Telephone: 816.561.4443  
Facsimile: 816.561.2583

Structural Engineering  
**BVH Integrated Services**  
50 Griffin Road South  
Bloomfield, CT 06002  
Telephone: 860.286.9171  
Facsimile: 860.242.0235

Mechanical/Electrical Engineering  
**Diversified Technology Consultants**  
556 Washington Ave  
North Haven, CT 06473  
Telephone: 203.239.4200  
Facsimile: 203.234.7378

Civil Engineering/Traffic  
**Fuss & O'Neill**  
146 Hartford Road  
Manchester, CT 06040-5921  
Telephone: 860.846.2469  
Facsimile: 860.643.6313

Landscape Design  
**CR3**  
571 Hopmeadow Street  
Shelton, CT 06470  
Telephone: 860.658.1998  
Facsimile: 860.658.1217

Code Analysis  
**F P & C Consultants, Inc.**  
2333 Ward Parkway, Suite 225  
Kansas City, MO 64114  
Telephone: 816.523.3377  
Facsimile: 816.523.6256

Food Service  
**The Bigelow Companies**  
1575 Universal Avenue, Suite 156  
Kansas City, MO 64120  
Telephone: 816.483.5543  
Facsimile: 816.483.5510

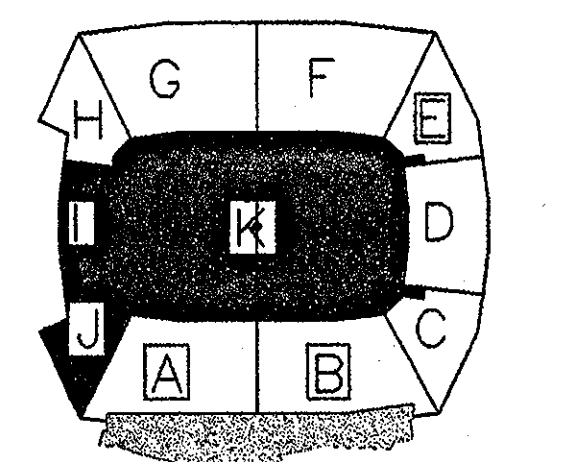
Audio/Visual  
**Pelton Marsh Kinsella**  
1420 W. Washington Lane, Suite 400  
Dallas, TX 75247-4951  
Telephone: 214.888.7444  
Facsimile: 214.851.7418

Geotechnical  
**GZA GeoEnvironmental**  
27 Main Road  
Meriden, CT 06066  
Telephone: 860.875.7655  
Facsimile: 860.872.2418

Sports Turf  
**Millenium Sports Technologies**  
1893 W. Kettle Avenue  
Littleton, CO 80120-4422  
Telephone: 303.730.1440  
Facsimile: 303.730.9827

Vertical Circulation  
**Syska & Hennessy**  
One Broadway, 9th Floor  
Cambridge, MA 02142  
Telephone: 617.577.9900  
Facsimile: 617.577.9991

Security  
**Safesecure Network**  
17 E. Bark Rock Road  
New Britain, CT 06176  
Telephone: 860.354.7020  
Facsimile: 860.354.7020



**ELLERBE BECKET**

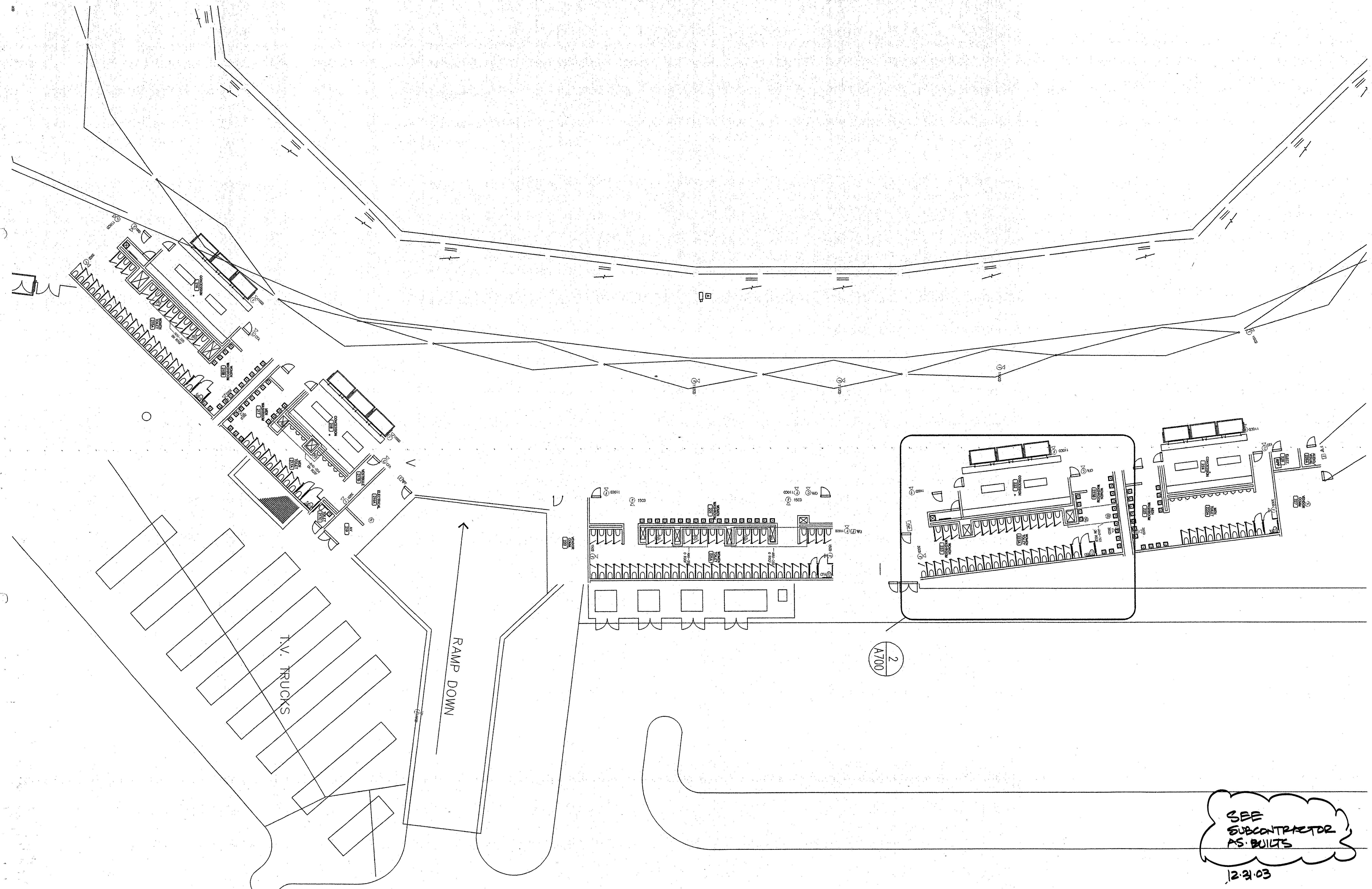



605 West 47th Street  
Kansas City, MO 64112-1905  
816 561 4443

© 2001 Ellerbe Becket

**CONCOURSE LEVEL C-E**

Scale  
Date 03.16.01 Comm. No1013.0002.00  
In Charge JS CONSTRUCTION DOCUMENTS  
Drawn By SWT  
Checked By RCT **EM02XRSF**



SEE  
SUBCONTRACTOR  
AS BUILTS  
12.21.03



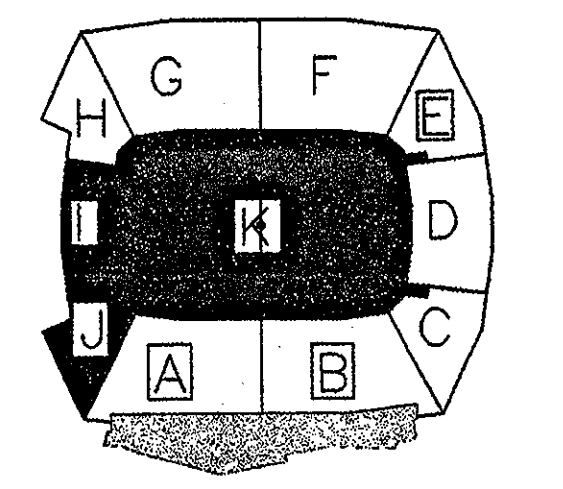
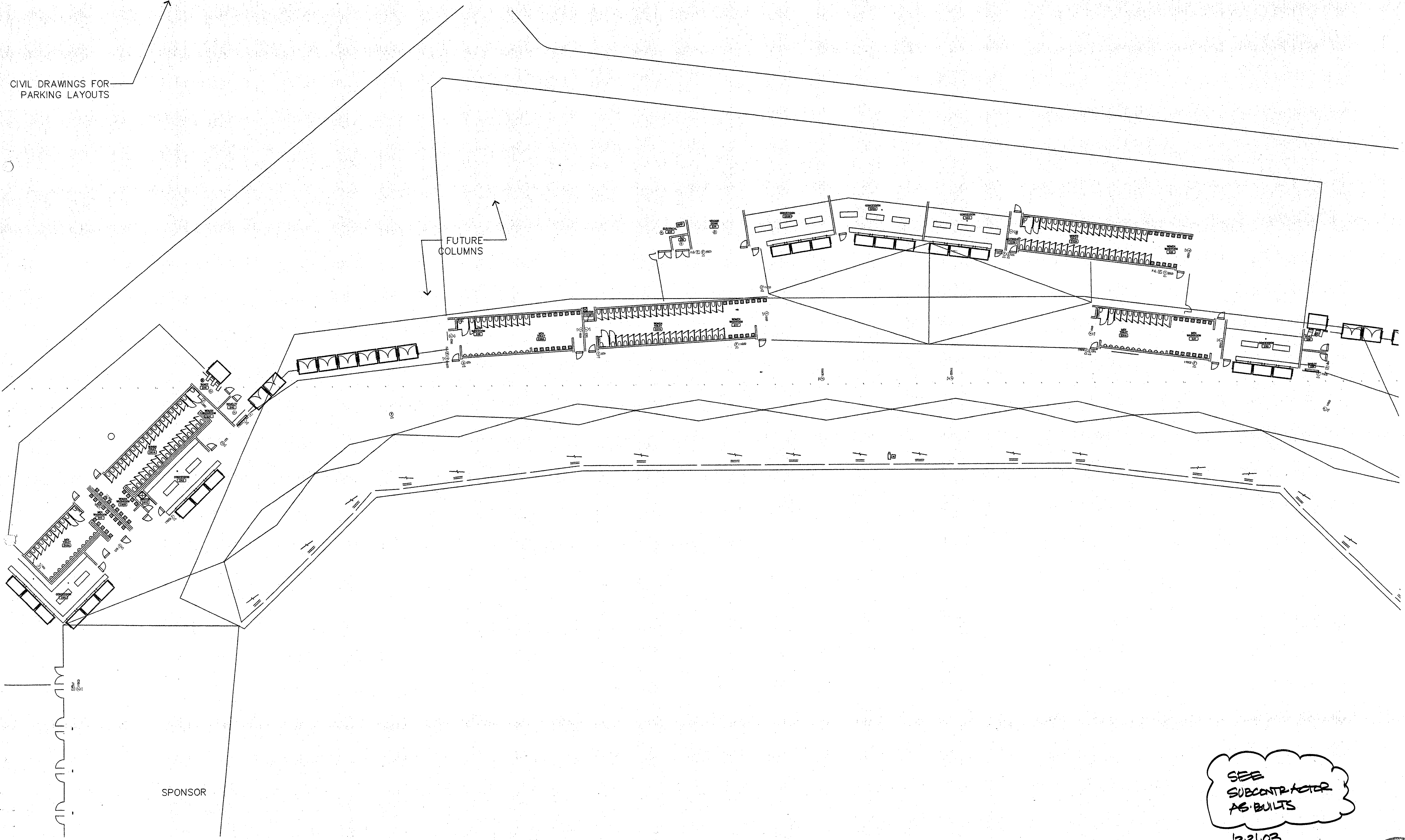
Revision	Date	No.

**THE STADIUM AT RENTSCHLER FIELD**

- Owner  
State of Connecticut
- Architects  
Ellerbe Becket, Inc.  
605 West 47th Street, Suite 200  
Kansas City, MO 64112-1905  
Telephone: 816.561.4443  
Facsimile: 816.561.2883
- Structural Engineering  
BWH Integrated Services  
50 Griffin Road South  
Bloomfield, CT 06002  
Telephone: 860.286.9171  
Facsimile: 860.242.0236
- Mechanical/Electrical Engineering  
Diversified Technology Consultants  
558 Washington Ave  
North Haven, CT 06472  
Telephone: 203.239.4200  
Facsimile: 203.234.7376
- Civil Engineering/Traffic  
Fuss & O'Neill  
148 Hartford Road  
Middletown, CT 06040-5921  
Telephone: 860.846.2489  
Facsimile: 860.643.6313
- Landscape Design  
CR3  
571 Hopmeadow Street  
Simsbury, CT 06070  
Telephone: 860.658.1968  
Facsimile: 860.658.1217
- Code Analysis  
F P & C Consultants, Inc.  
9233 Ward Parkway, Suite 225  
Kansas City, MO 64114  
Telephone: 816.523.3377  
Facsimile: 816.523.8256
- Food Service  
The Bigelow Companies  
1575 Universal Avenue, Suite 158  
Kansas City, MO 64120  
Telephone: 816.483.5553  
Facsimile: 816.483.5510
- Audio/Visual  
Pelton Marsh Kinsella  
1420 N. Meadway Lane, Suite 400  
Dallas, TX 75247-4951  
Telephone: 214.688.7444  
Facsimile: 214.951.7408
- Geotechnical  
GZA GeoEnvironmental  
27 Nash Road  
Vernon, CT 06066  
Telephone: 860.875.7655  
Facsimile: 860.872.2416
- Sports Turf  
Millenium Sports Technologies  
1881 N. Wetlands Avenue  
Littleton, CO 80120-4402  
Telephone: 303.730.1440  
Facsimile: 303.730.2527
- Vertical Circulation  
Syska & Hennessy  
One Broadway, 9th Floor  
Cambridge, MA 02142  
Telephone: 617.577.9900  
Facsimile: 617.577.9191
- Security  
SafeSecure Network  
17 E. Buck Rock Road  
New Milford, CT 06076  
Telephone: 860.354.7020  
Facsimile: 860.354.7020

CIVIL DRAWINGS FOR PARKING LAYOUTS

FUTURE COLUMNS



**ELLERBE BECKET**



605 West 47th Street Ellerbe Becket, Inc.  
Kansas City, MO 64112-1905  
816 561 4443


SEE SUBCONTRACTOR AS-BUILTS  
12-31-03

© 2001 Ellerbe Becket

**CONCOURSE LEVEL F-H**

Scale

Date	03.16.01	Comm. No. 013.0002.00
In Charge	JS	CONSTRUCTION DOCUMENTS
Drawn By	SWT	
Checked By	RCT	EMO2XRSF





Revision	Date	No.

**THE STADIUM AT  
RENTSCHLER FIELD**

Owner  
State of Connecticut  
Architecture  
Ellerbe Becket, Inc.  
605 West 47th Street, Suite 200  
Kansas City, MO 64112-1905  
Telephone: 816.561.4443  
Facsimile: 816.561.2863

Structural Engineering  
BVH Integrated Services  
50 Griffin Road South  
Bloomfield, CT 06002  
Telephone: 860.298.9171  
Facsimile: 860.242.0336

Mechanical/Electrical Engineering  
Diversified Technology Consultants  
505 Washington Ave  
North Haven, CT 06473  
Telephone: 203.239.4200  
Facsimile: 203.334.7376

Civil Engineering/Traffic  
Fuss & O'Neill  
146 Hartford Road  
Manchester, CT 06040-5221  
Telephone: 860.646.2469  
Facsimile: 860.643.6313

Landscape Design  
CR3  
571 Homestead Street  
Simsbury, CT 06070  
Telephone: 860.658.1988  
Facsimile: 860.658.1217

Code Analysis  
F.P. & C Consultants, Inc.  
9233 Ward Parkway, Suite 225  
Kansas City, MO 64114  
Telephone: 816.523.3377  
Facsimile: 816.523.6255

Food Service  
The Bigelow Companies  
1570 Universal Avenue, Suite 156  
Kansas City, MO 64120  
Telephone: 816.483.5553  
Facsimile: 816.483.5510

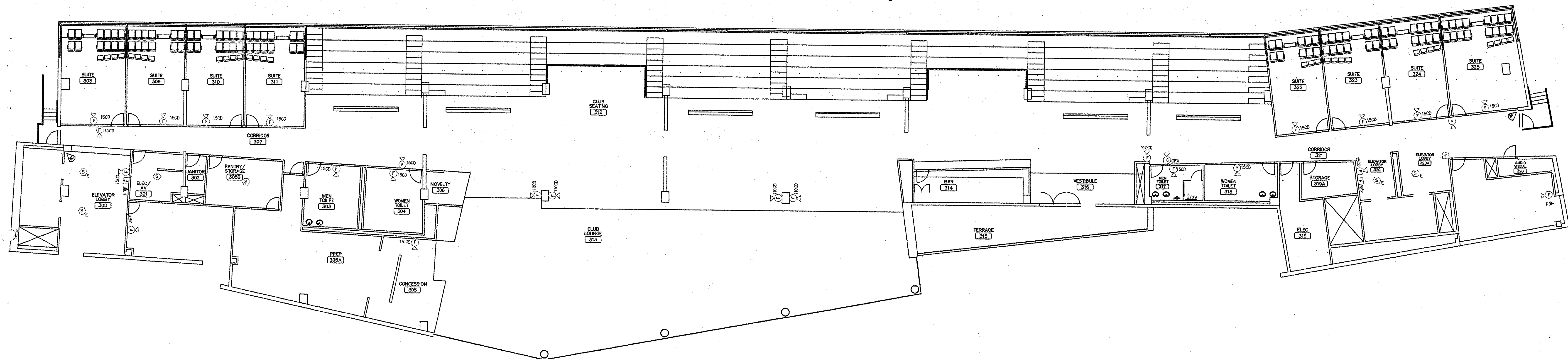
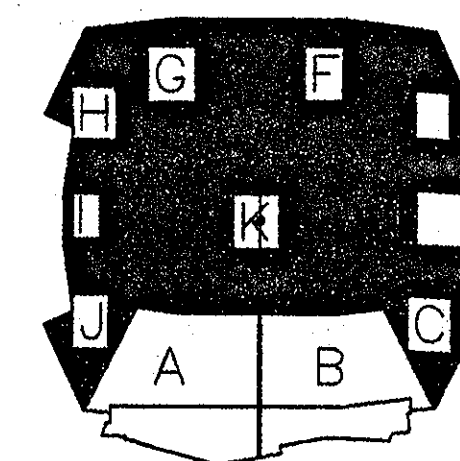
Auditorium  
Pelton Marsh Kinsella  
1420 W. Midway Lane, Suite 400  
Dallas, TX 75247-4951  
Telephone: 214.888.7444  
Facsimile: 214.951.7428

Geotechnical  
GZA GeoEnvironmental  
27 Bank Road  
Wentz, CT 06098  
Telephone: 860.875.7855  
Facsimile: 860.672.2416

Sports Turf  
Millenium Sports Technologies  
1883 W. Kettle Avenue  
Littleton, CO 80120-4402  
Telephone: 303.730.1440  
Facsimile: 303.730.2827

Vertical Circulation  
Syska & Hennessy  
One Broadway, 9th Floor  
Cambridge, MA 02142  
Telephone: 617.273.2800  
Facsimile: 617.279.9191

Security  
Safesecure Network  
17 E. South Road Road  
New Milford, CT 06778  
Telephone: 860.354.7020  
Facsimile: 860.354.7020




SEE  
SUBCONTRACTOR  
AS BUILTS  
12.31.03

605 West 47th Street Ellerbe Becket, Inc.  
Kansas City, MO 64112-1905  
816.561.4443

© Ellerbe Becket

**CLUB LEVEL**

Date	Comm. No.
In Charge JS	CONSTRUCTION DOCUMENTS
Drawn By SWT	
Checked By RCT	EM03XRFS





**THE STADIUM AT  
RENTSCHLER FIELD**

Owner  
State of Connecticut

Architecture  
**Ellerbe Becket, Inc.**  
605 West 47th Street, Suite 200  
Kansas City, MO 64112-1905  
Telephone: 816.561.4443  
Facsimile: 816.561.2863

Structural Engineering  
**BVH Integrated Services**  
30 Griffin Road South  
Bloomfield, CT 06002  
Telephone: 860.298.9171  
Facsimile: 860.242.0238

Mechanical/Electrical Engineering  
**Diversified Technology Consultants**  
306 Washington Ave  
North Haven, CT 06473  
Telephone: 203.230.4200  
Facsimile: 203.234.7376

Civil Engineering/Traffic  
**Fuss & O'Neill**  
140 Hartford Road  
Manchester, CT 06040-5921  
Telephone: 860.846.2489  
Facsimile: 860.843.6313

Landscape Design  
**CR3**  
571 Hopmeadow Street  
Simsbury, CT 06070  
Telephone: 860.658.1888  
Facsimile: 860.658.1277

Code Analysis  
**F P & C Consultants, Inc.**  
3233 West Parkway, Suite 225  
Kansas City, MO 64114  
Telephone: 816.523.3377  
Facsimile: 816.523.8256

Food Service  
**The Bigelow Companies**  
1575 Universal Avenue, Suite 156  
Kansas City, MO 64120  
Telephone: 816.483.5653  
Facsimile: 816.483.5010

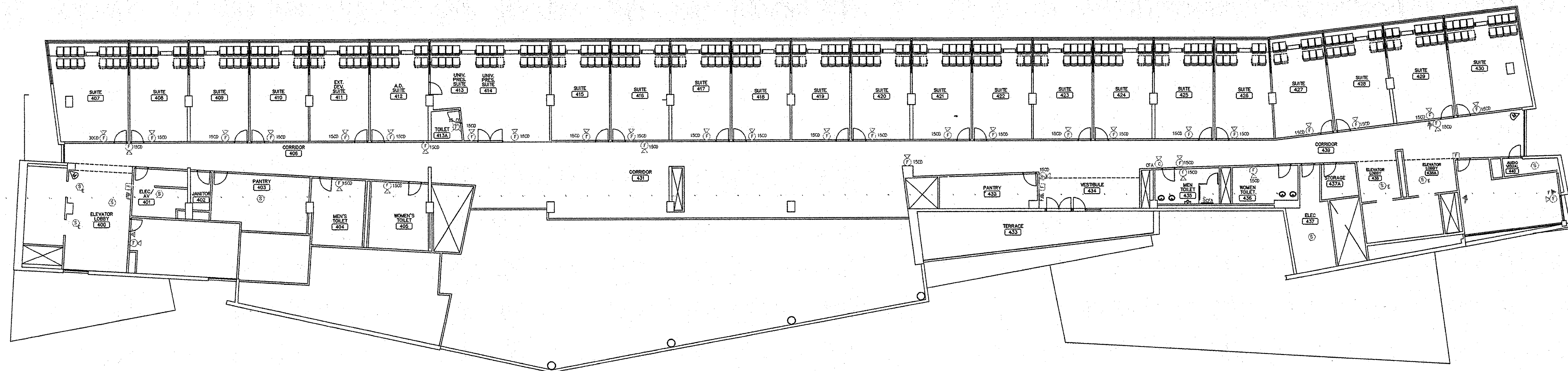
Audio/Visual  
**Pelton Marsh Kinsella**  
1420 W. McLaughlin Lane, Suite 400  
Dallas, TX 75247-4951  
Telephone: 214.688.7444  
Facsimile: 214.591.7408

Geotechnical  
**GZA GeoEnvironmental**  
27 Wack Road  
Vernon, CT 06066  
Telephone: 860.875.7655  
Facsimile: 860.872.2416

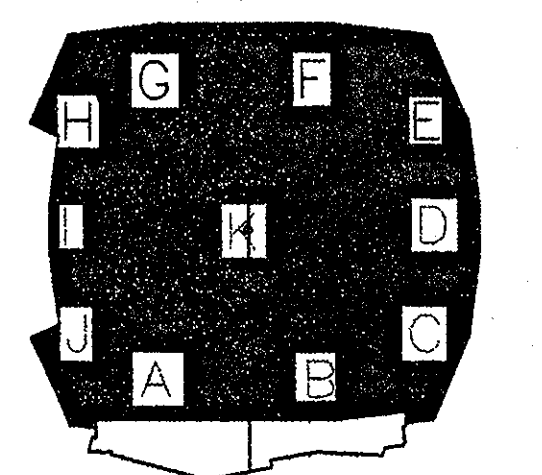

Sports turf  
**Millenium Sports Technologies**  
1853 E. Kettle Avenue  
Littleton, CO 80120-4402  
Telephone: 303.730.1440  
Facsimile: 303.730.2827

Vertical Circulation  
**Syska & Hennessy**  
One Broadway, 9th floor  
Cambridge, MA 02142  
Telephone: 617.577.9900  
Facsimile: 617.577.9191

Security  
**Safesecure Network**  
17 E. Buck Road  
New Milford, CT 06776  
Telephone: 860.354.7020  
Facsimile: 860.354.7020



SEE  
SUBCONTRACTOR  
AS BUILTS  
12.31.03



**ELLERBE BECKET**



605 West 47th Street Ellerbe Becket, Inc.  
Kansas City, MO 64112-1905  
816 561 4443

© 2001 Ellerbe Becket

**SUITES LEVEL**

Scale \_\_\_\_\_

Date 03.16.01 Comm. No. 013.0002.00  
In Charge JC CONSTRUCTION DOCUMENTS  
Drawn By SWT  
Checked By RCT EMO4XRSF



Revision	Date	No.

**THE STADIUM AT RENTSCHLER FIELD**

State of Connecticut  
 Architect:  
**Ellerbe Becket, Inc.**  
 605 West 47th Street, Suite 200  
 Kansas City, MO 64112-1905  
 Telephone: 816.561.4443  
 Facsimile: 816.561.2863

Structural Engineering  
**BWH Integrated Services**  
 50 Water Street  
 Bristol, CT 06033  
 Telephone: 860.286.9171  
 Facsimile: 860.242.0259

Mechanical/Electrical Engineering  
**Diversified Technology Consultants**  
 255 Washington Ave  
 North Haven, CT 06473  
 Telephone: 333.238.0200  
 Facsimile: 333.234.7176

Civil Engineering/Traffic  
**Fuss & O'Neill**  
 146 Bedford Road  
 Meriden, CT 06460-3021  
 Telephone: 860.662.2889  
 Facsimile: 860.662.8913

Landscape Design  
**CR3**  
 271 Hedgesville Street  
 Shelton, CT 06489  
 Telephone: 860.351.7900  
 Facsimile: 860.351.1217

Code Analysis  
**F P & C Consultants, Inc.**  
 9233 West Parkway, Suite 225  
 Kansas City, MO 64114  
 Telephone: 816.523.3377  
 Facsimile: 816.523.8229

Auto/Visual  
**The Bigelow Companies**  
 1378 Belmont Avenue, Suite 156  
 Kansas City, MO 64120  
 Telephone: 816.483.0353  
 Facsimile: 816.483.9310

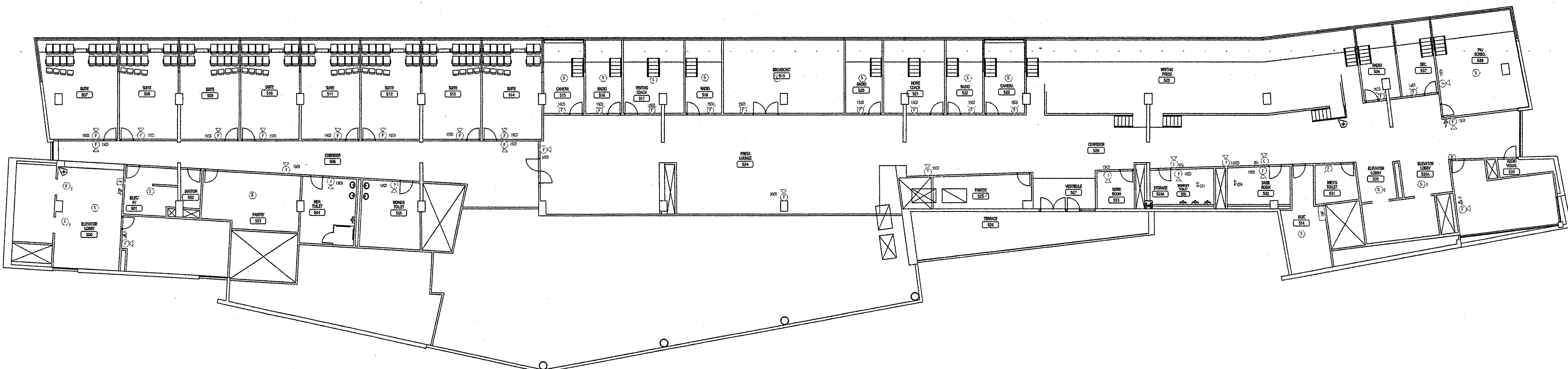
Auto/Visual  
**Pelton Marsh Kinsella**  
 1401 N. Washington Lane, Suite 400  
 Shawnee, MO 64151-1055  
 Telephone: 214.686.7444  
 Facsimile: 214.951.7965

Geotechnical  
**GZA GeoEnvironmental**  
 27 Park Road  
 Waterbury, CT 06705  
 Telephone: 860.252.7965  
 Facsimile: 860.252.2416

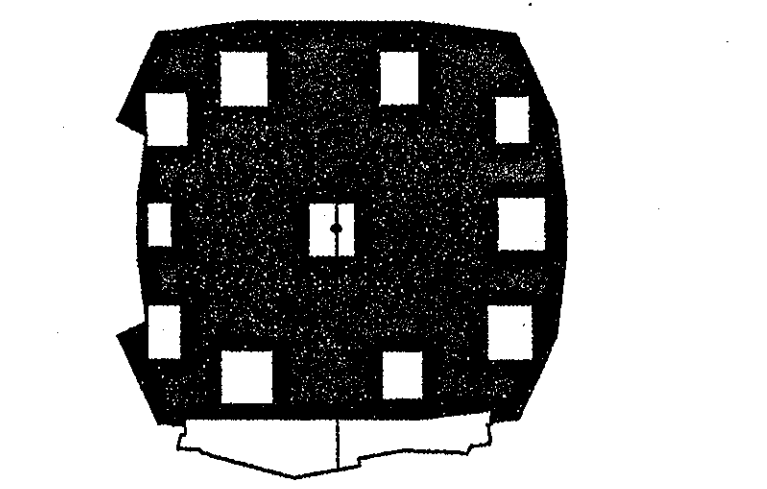

Specialty  
**Milennium Sports Technologies**  
 1801 N. 140th Avenue  
 Lilburn, GA 30247-4002  
 Telephone: 865.706.1440  
 Facsimile: 865.706.2627

Vertical Circulation  
**Syska & Hennessy**  
 One Broadway, 5th Floor  
 Cambridge, MA 02142  
 Telephone: 617.277.9900  
 Facsimile: 617.277.9181

Security  
**Safesecure Network**  
 17 E. Main Street  
 New Haven, CT 06510  
 Telephone: 866.854.7020  
 Facsimile: 866.254.7920



SPE  
 SUBCONTRACTOR  
 AS-BUILTS  
 12.31.03



**ELLERBE BECKET**

605 West 47th Street  
 Kansas City, MO 64112-1905  
 816.561.4443

© 2001 Ellerbe Becket

**PRESS LEVEL**

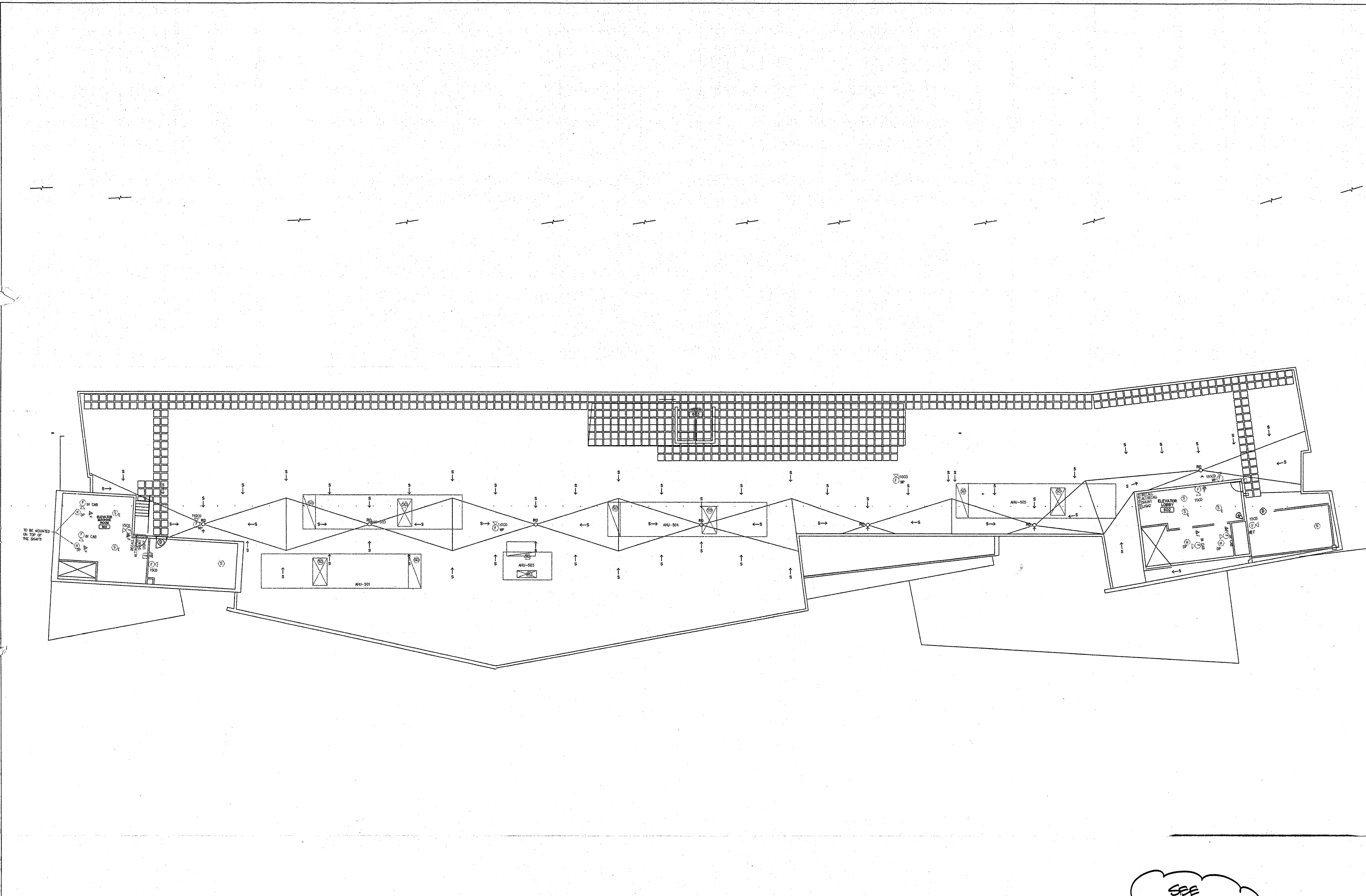
Scale	Date	Comm. No.
	03.16.01	1013.0002.00
In Charge	JS	CONSTRUCTION DOCUMENTS
Drawn By	SWT	
Checked By	RCT	EM05XRFS



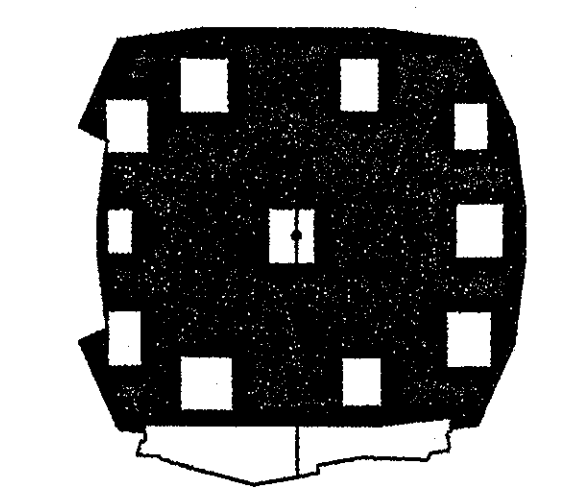
Revision	Date	No.

**THE STADIUM AT  
RENTSCHLER FIELD**

- Owner  
State of Connecticut
- Architecture  
Ellerbe Becket, Inc.  
605 West 47th Street, Suite 200  
Kansas City, MO 64112-1905  
Telephone: 816.561.4443  
Facsimile: 816.561.2883
- Structural Engineering  
BVH Integrated Services  
50 Griffin Road South  
Bloomfield, CT 06002  
Telephone: 860.286.9171  
Facsimile: 860.242.0206
- Mechanical/Electrical Engineering  
Diversified Technology Consultants  
526 Washington Ave  
North Haven, CT 06473  
Telephone: 203.239.4200  
Facsimile: 203.334.1376
- Civil Engineering/Traffic  
Fuss & O'Neill  
146 Hartford Road  
Manchester, CT 06040-5921  
Telephone: 860.646.2469  
Facsimile: 860.643.6313
- Landscape Design  
CR3  
571 Highmeadow Street  
Simsbury, CT 06070  
Telephone: 860.658.1988  
Facsimile: 860.658.1217
- Code Analysis  
F.P. & C. Consultants, Inc.  
9233 Ward Parkway, Suite 225  
Kansas City, MO 64114  
Telephone: 816.533.3377  
Facsimile: 816.533.8288
- Food Service  
The Bigelow Companies  
1575 Universal Avenue, Suite 158  
Kansas City, MO 64120  
Telephone: 816.483.5553  
Facsimile: 816.483.9510
- Audio/Visual  
Pelton Marsh Kinsella  
1420 W. Mockingbird Lane, Suite 400  
Dallas, TX 75247-4991  
Telephone: 214.688.7444  
Facsimile: 214.951.7408
- Geotechnical  
GZA GeoEnvironmental  
27 Main Road  
Vernon, CT 06066  
Telephone: 860.873.7655  
Facsimile: 860.872.2416
- Sports Turf  
Millenium Sports Technologies  
Lilleston, CO 80120-4402  
Telephone: 303.730.1440  
Facsimile: 303.730.2827
- Vertical Circulation  
Syska & Hennessy  
One Brewery, 9th Floor  
Cambridge, MA 02142  
Telephone: 617.577.9900  
Facsimile: 617.577.9191
- Security  
Safesecure Network  
17 E Back Rock Road  
New Britain, CT 06778  
Telephone: 860.354.7020  
Facsimile: 860.354.7020



SEE  
SUBCONTRACTOR  
PS. BUILTS  
12-31-03



**ELLERBE BECKET**




605 West 47th Street Ellerbe Becket, Inc.  
Kansas City, MO 64112-1905  
816 561 4443

© 2001 Ellerbe Becket

PHOTO LEVEL

Scale

Date 03.16.01 Comm. No. 013.0002.00  
In Charge JC CONSTRUCTION DOCUMENTS  
Drawn By SWT  
Checked By RCT EM06XRSF





PHOTO

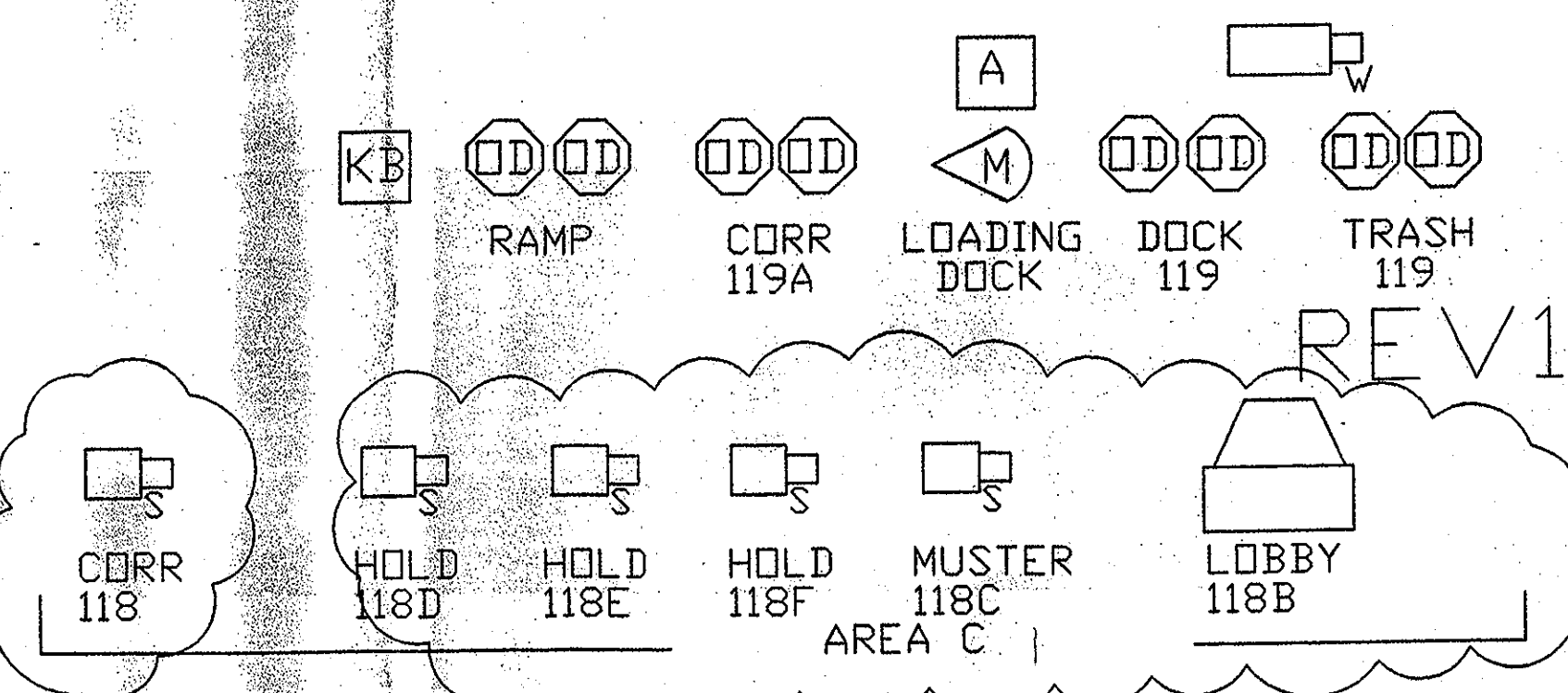
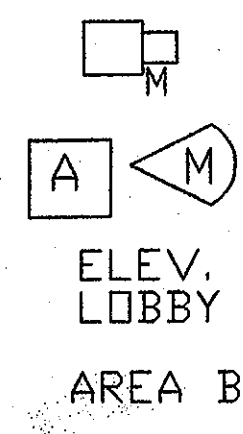
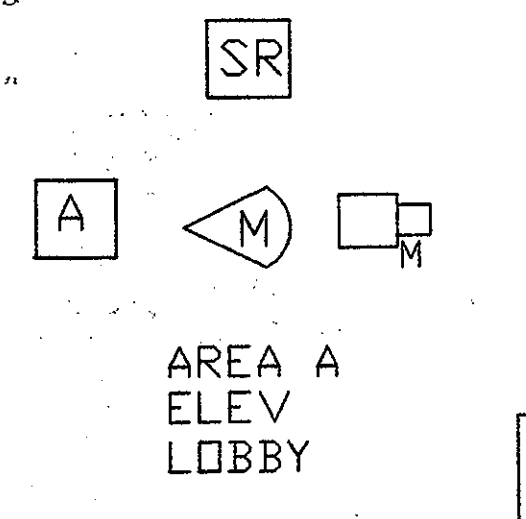

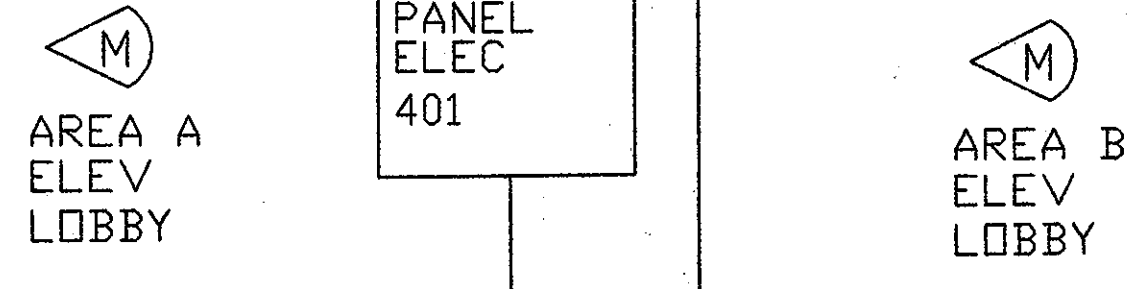
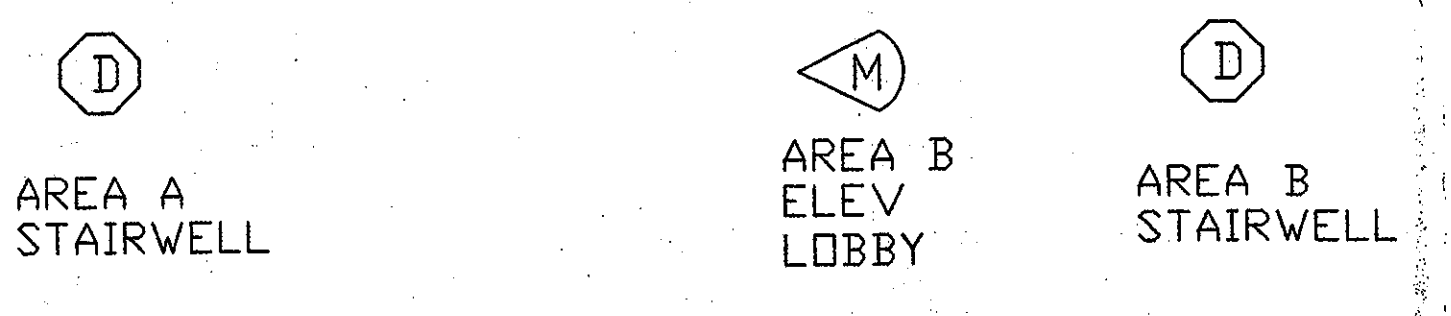
PRESS

SUITES

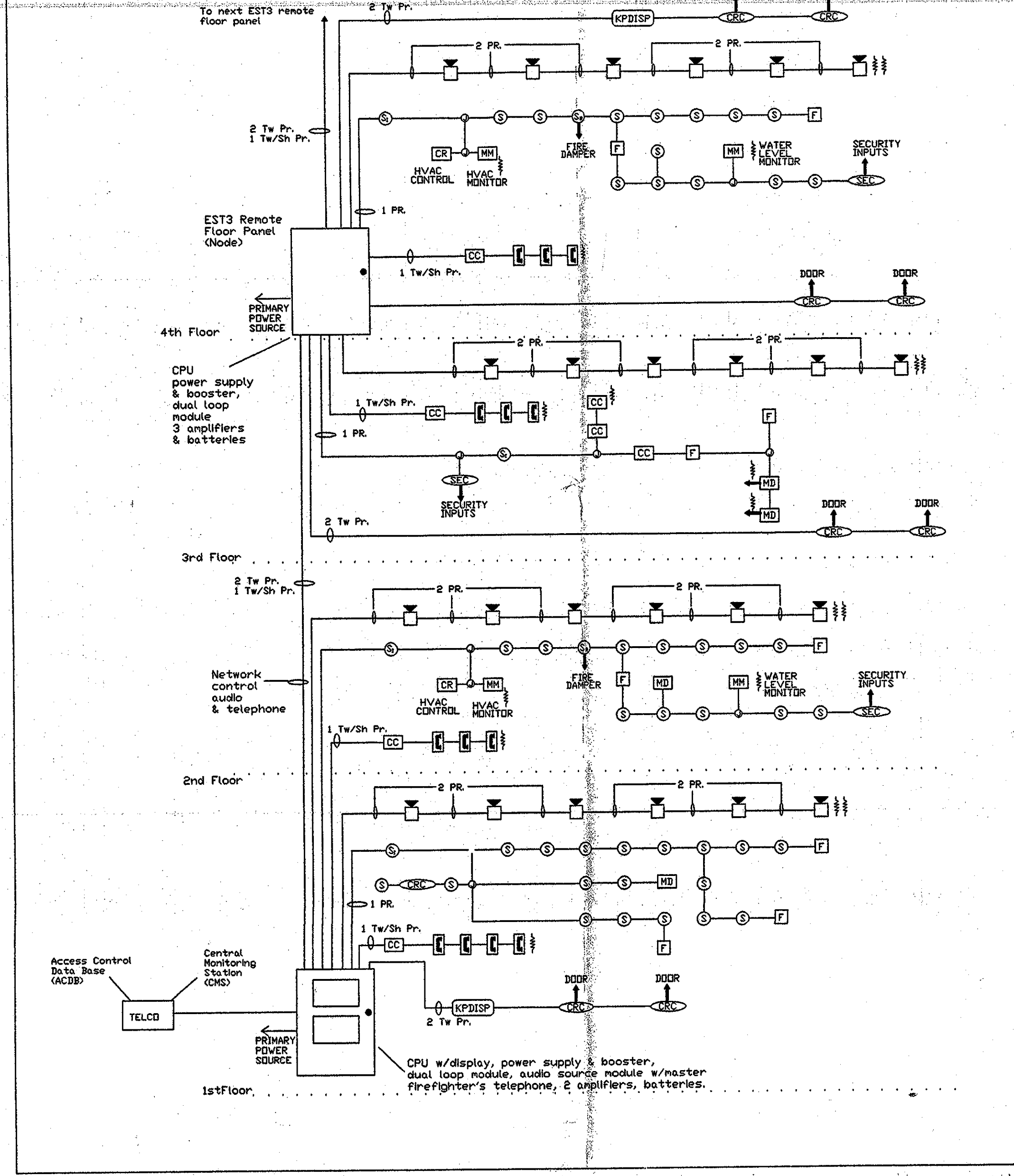
UB

INSOURSE

SERVICE



### Typical Risor Diagram Illustrative Proposes Only



### Fire Alarm Integration Value Engineering Option Fire Detection Alarm Devices Only From Div. 16

Incorporate all fire alarm initiation, notification, monitor and control devices included in Div. 16 specified FA System into this Integrated Life Safety and Security System.  
Delete all Div. 16 FA Command Station Remote Annunciators Digital Communicator Remote Panels, Power Supplies

Delete all wire runs with substitution of wire types and runs compatible with this Integrated System i.e:

The Number of addressable loops will be reduced.  
The addressable loops will now be "non-shielded".  
The addressable loops for the fire detection, devices, addressable monitor and control modules, pull stations will also serve the intrusion alarm door contacts, motion sensors, PE beam and panic buttons

### NOTES

This option should significantly reduce the labor, and materials that would be required by not exercising this integration.

The security devices and integrated head end controls and recording/printing units may be installed by low voltage specialty security and data company with the on site electrical contractor responsible for all remaining work to include but not limited to security wiring, all conduit and back boxes, all fire alarm devices (detectors, control-monitor-supervisory modules ect.)

See "Typical Risor Diagram" that more clearly describes integration option.

### DEVICE SCHEDULE

- ④ DUAL TECHNOLOGY MOTION DETECTOR
- ⑥ OVER HEAD DOOR CONTACT
- ① DOOR CONTACT
- CAMERA - CEILING MOUNT
- CAMERA WITH WIDE ANGLE LENSE
- CAMERA CORNER MOUNT
- ⊖ CAMERA WITH PAN TILT UNIT
- Ⓐ AUDIO SENSOR
- Ⓢ HOLD UP BUTTON
- Ⓚ SECURITY KEY PAD
- ☁ SECURITY CAMERA MONITOR WITH CAMERA MULTIPLEXER
- ☐ CEILING MOUNTED CAMERA

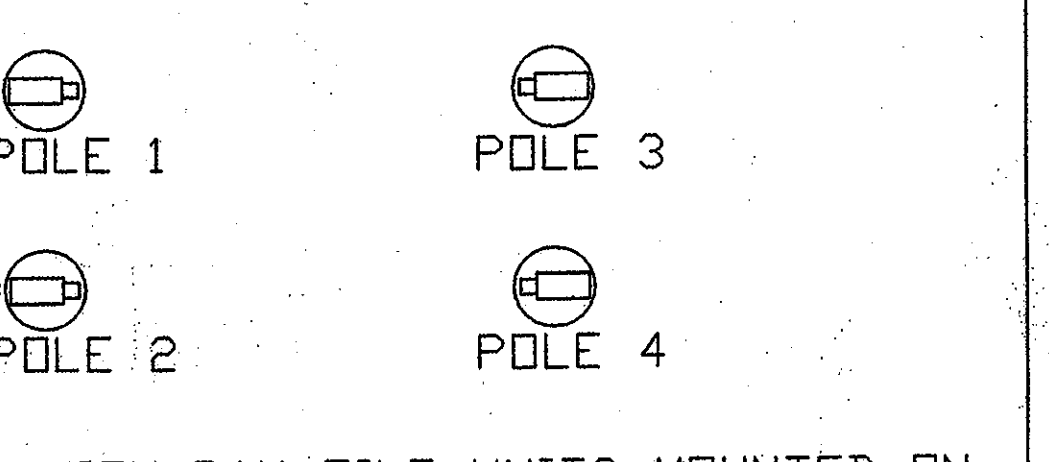
### SECURITY OPTION 1

- Ⓡ RPP REMOTE POWER PANEL
- Ⓢ SR SECURITY CARD READER
- Ⓜ MG SECURITY MAGNETIC DOOR LOCK
- Ⓡ RE SECURITY REQUEST TO EXIT BUTTON

### SECURITY OPTION 2


- ☒ INTERCOM STATION
- Ⓚ KB KNOX BOX (MAIN GATE ONLY)

### FIELD AREA



CAMERAS WITH PAN TILT UNITS MOUNTED ON LIGHTING POLES

### MAIN GATE



Revision	Date	No.
1	POLICE HOLDING RM	8.9.01
2	CCD 184	10.3.02

**THE STADIUM AT RENTSCHLER FIELD**

State of Connecticut  
 Architecture: **Ellerbe Becket, Inc.**  
 895 West 8th Street, Suite 200  
 Kansas City, MO 64119-1905  
 Telephone: 816.564.4443  
 Facsimile: 816.561.2563

Structural Engineering: **BVH Integrated Services**  
 50 Griffin Road South  
 Bloomfield, CT 06022  
 Telephone: 860.288.8171  
 Facsimile: 860.242.9338

Specialized Electrical Engineering: **Diversified Technology Consultants**  
 300 Washington Ave  
 North Haven, CT 06473  
 Telephone: 203.238.4300  
 Facsimile: 203.234.3378

CIVIL Engineering/Interior: **Fuss & O'Neill**  
 148 Hartford Blvd  
 Manchester, CT 06106-0701  
 Telephone: 860.648.3446  
 Facsimile: 860.643.6313

Landscaping Design: **CR3**  
 637 Main Street  
 Shelton, CT 06487  
 Telephone: 860.528.1489  
 Facsimile: 860.576.1317

Cost Estimating: **F P & C Consultants, Inc.**  
 1033 West Parkway, Suite 207  
 Kansas City, MO 64116  
 Telephone: 816.521.1317  
 Facsimile: 816.513.8256

Field Service: **The Bigelow Companies**  
 1975 Lehigh Avenue, Suite 150  
 Kansas City, MO 64120  
 Telephone: 816.453.5503  
 Facsimile: 816.463.2600


Audio/Visual: **Pelton-Mush Kinsella**  
 1400 W. Northland Lane, Suite 610  
 Dallas, TX 75247-4831  
 Telephone: 214.682.7441  
 Facsimile: 214.681.7408

Geotechnical: **GZA Geoenvironmental**  
 27 Nash Road  
 Vernon, CT 06066  
 Telephone: 860.873.7056  
 Facsimile: 860.872.2448

Specialty Turf: **Milennium Sports Technologies**  
 1883 S. Kastle Avenue  
 Lawrence, CO 80502-4402  
 Telephone: 303.726.1449  
 Facsimile: 303.720.1582

Vertical Construction: **Sycka & Hennessey**  
 One Woodway, 30th Floor  
 Cambridge, MA 02142  
 Telephone: 617.527.5404  
 Facsimile: 617.517.1791

Security: **Secure Network**  
 11 E. South Street  
 New Britain, CT 06106  
 Telephone: 860.794.7020  
 Facsimile: 860.794.7020



**ELLERBE BECKET**



895 West 47th Street - Ellerbe Becket, Inc.  
 Kansas City, MO 64112-1905  
 816.561.4443

© 2001 Ellerbe Becket

**RISER SECURITY, SURVEILLANCE WITH OPTIONAL FIRE**

Drawn: 03.14.01  
 Design: SF00  
 Checked: SF00

SEE SUBCONTRACTOR AS BUILTS  
 12.31.03