

Addendum 4

Dated: May 22, 2025

Rentschler Field Roof Replacement

CRDA Project #25-024

This Addendum forms a part of the Contract Documents and modifies the original Bidding Documents issued for this project. **All bidders must acknowledge receipt of this Addendum in their bid submission. Failure to do so may result in disqualification.**

The following changes to the Drawings and Project Specifications shall become a part of the Drawings and Project Specifications; superseding previously issued Drawings and Project Specifications to the extent modified by Addendum #4.

General Information:

- The deadline for RFIs is Friday, May 23, 2025.
- See attached RFI log. (1)
- See attached Pre-Bid Sign in Sheet
- See attached Certificat of Compliance form (listed on page 22 of ITB)

Changes to the Drawings:

- The following ARCHITECTURAL drawings have been deleted in their entirety, and new drawings have been added and are attached as part of this addendum.* (9) (Per RFI #006)

- o A001 OVERALL STADIUM PLAN
- o A002 TOWER ROOF DEMOLITION PLAN
- o A003 CONCOURSE ROOF DEMOLITION PLANS
- o A004 CONCOURSE ROOF DEMOLITION PLANS
- o A005 CONCOURSE ROOF DEMOLITION PLANS
- o A100 TOWER ROOF PLAN
- o A101 CONCOURSE ROOF PLANS
- o A102 CONCOURSE ROOF PLANS
- o A103 CONCOURSE ROOF PLANS

The bid date remains Thursday, June 5, 2025 at 1:00PM by this addendum.

The addendum consists of five (5) pages of 8½" x 11" text and nine (9) 30" x 42" drawings*.

End of Addendum #4



SILVER PETRUCCELLI + ASSOCIATES
3190 Whitney Avenue | Hamden CT 06518
311 State Street | New London CT 06320

BID RFI LOG

Project: **Rentschler Field Tower Roof Replacement**
State Project/Bid #:
S/P+A Project #: **24.236**

RFI Deadline: **05/23/25**
Bids Due: **06/05/25**

RFI #	QUESTION	DATE RECEIVED	RESPONSE	ADDENDUM # ISSUED
001	Page 3 of the invitation to bid under scope of work #2 states metal ladders to be removed and replaced. Page A002 of the drawings under demolition note #7 states to remove and retain for reinstallation. Please confirm which is correct.	05/01/25	Note #7 refers to the metal stairs that are part of the platform on Roof A-2 (to the west of Roof C) and the stairs to the machine room on Roof A-1 (to the north of Roof D). These stairs are to be removed and reinstalled with appropriate adjustments as needed.	2
002	Regarding something on the overall roof plan (A100). Littered throughout the roof are the abbreviations "PP" which according to the symbol legend stand for pitch box. I have attached a copy of A100 where I have circled a bunch of these abbreviations but not all. We would like to know if there truly needs to be this number of pitch boxes spread throughout each roof section or if this is a mistake. This seems like an excessive amount of pitch boxes and not typically normal to see this number of them on a roof.	05/02/25	There are upwards of 100 pitch pockets (PP), and all are required. Contractor to verify exact number and location in field.	2
003	Please confirm the DAS Contractor Prequalification classification of work required to bid on this project.	05/07/25	"Roofing."	3
004	At the pre-bid meeting it was said that buildings 1 & 9 were maintenance only. The plans from addendum 3 show buildings 1,3,&9 to be maintenance only. Please confirm 1,3,&9 are maintenance only.	05/19/25	Buildings 1,3 & 9 are confirmed as maintenance only.	4
005	Many of the penetrations on roofs A-1 & A-2 are shown as pitch pockets. When attending the pre-bid meeting many of these penetrations will end up needing to be field wrapped. Can we please have these penetrations added to the plans rather than only showing a PP abbreviation.	05/19/25	If a contractor prefers to substitute field wrapping some penetrations in lieu of pitch pockets that is acceptable, pending Architect's approval as part of the shop drawing review. SP+A will not update their drawings.	4
006	The predominant edge detail of roofs 2-8 according to the plans show detail #1 on A201. When referring to this detail it shows an expansion joint detail. Please confirm that this is or is not the intention for the roof edges.	05/19/25	The intention for the edge detail was for it to be detail 2/A201. Drawings A101-103 have been revised to reflect this.	4
007	After speaking with our tapered designer from our manufacturer we found that it is a bit unclear what calls for a tapered system and what does not. We interpret this as roof A-1 and A-2 are structurally sloped and roofs 2-8 are not structurally sloped. Please confirm which roofs call for a full tapered system and what roof are structurally sloped.	05/21/25	All the roofs are sloped decks, the Tower Roofs are all sloped metal decks, Roofs 2-8 are sloped concrete plank decks.	4

Rentschler Field – Tower Roof Replacement
615 Silver Lane, East Hartford, CT
CRDA Project # 25-024

May 19, 2025

Sign In Sheet:

Name:

Company:

Email:

1. John Ciarrilli

New England Masonry & Roofing

John@mcmasonry.com

2. Steve Orsato

Premier Building Associates

sosrta@pbassoc.com

3. Ed Miller

Concrete & Roofing

concrete&roofing.com

4. Gene Fisher

ERT

epi@epiroofing.com

Name:

Company:

Email:

5. Michael Kistner Alpha Omega Capital michael@AOCBI.co

6. Aaron Stubbs Macri Roofing Aaron.Stubbs@macri.roofing.com

7. Chase Soulagret Greenwood Industries, Inc csoulagret@greenwood-industries.com

8. Youna Soltys Young Developers LLC estimating@ydrroofing.com

9. _____

10. _____

11. _____

12. _____

13. _____

14. Ryan Arnold Silkbum Roofing Ryan@SilkbumRoofing.com

15. Alex Kourtis AlphaOmega Construction michael1@aocg1.com

16. _____

17. _____

18. _____

19. _____

20. _____

STATE OF CONNECTICUT
Certificate of Compliance with
Connecticut General Statute Section 31 - 57b

I hereby certify that all of the statements herein contained below have been examined by me, and to the best of my knowledge and belief are true and correct.

The _____ **HAS / HAS NOT**
Company Name (Cross out Non-applicable)

been cited for three (3) or more willful or serious or serious violations of any Occupational Safety and Health Act (OSHA) or of any standard, order or regulation promulgated pursuant to such act, during the three year period preceding the bid, provided such violations were cited in accordance with the provisions of any State Occupational Safety and Health Act of 1970, and not abated within the time fixed by the citation and such citation has not been set aside following appeal to the appropriate agency of court having jurisdiction or **HAS / HAS NOT** (Cross out Non-applicable) received one or more criminal convictions related to the injury or death of any employee in the three-year period preceding the bid.

The list of violations (if applicable) is attached.

(Name of Firm, Organization or Corporation)

Signed:

Written Signature:

Name Typed: (Corporation Seal)

Title:

(Title of Above Person, typed)

Dated:

State of _____)

County of _____) *ss:* *A.D., 20* _____

)

Sworn to and personally appeared before me for the above, _____,
(Name of Firm, Organization, Corporation)

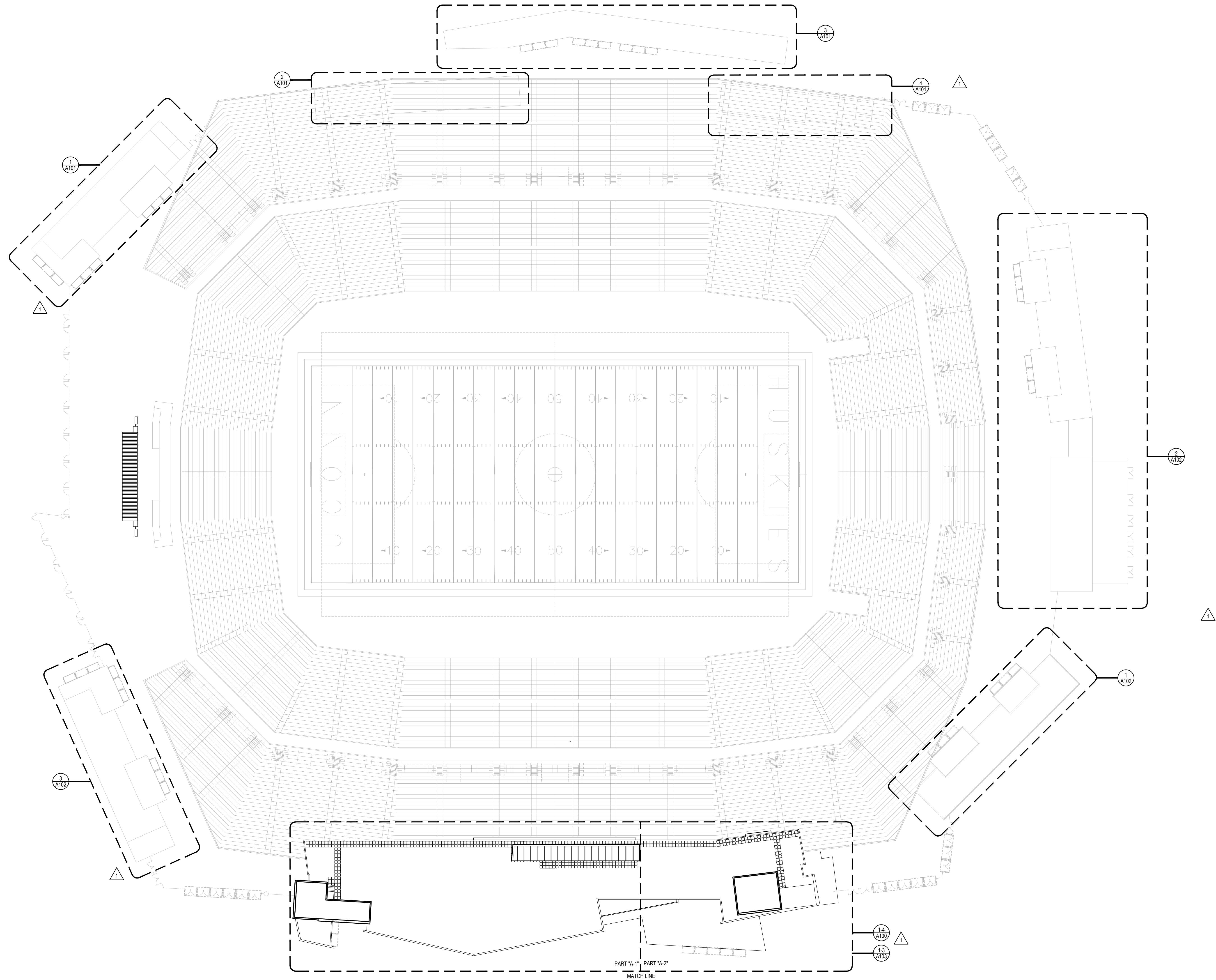
Signer and Sealer of the foregoing instrument of and acknowledged the same to be the free act and deed of

_____, and his/her free act and deed as
(Name of Person appearing in front of Notary or Clerk)

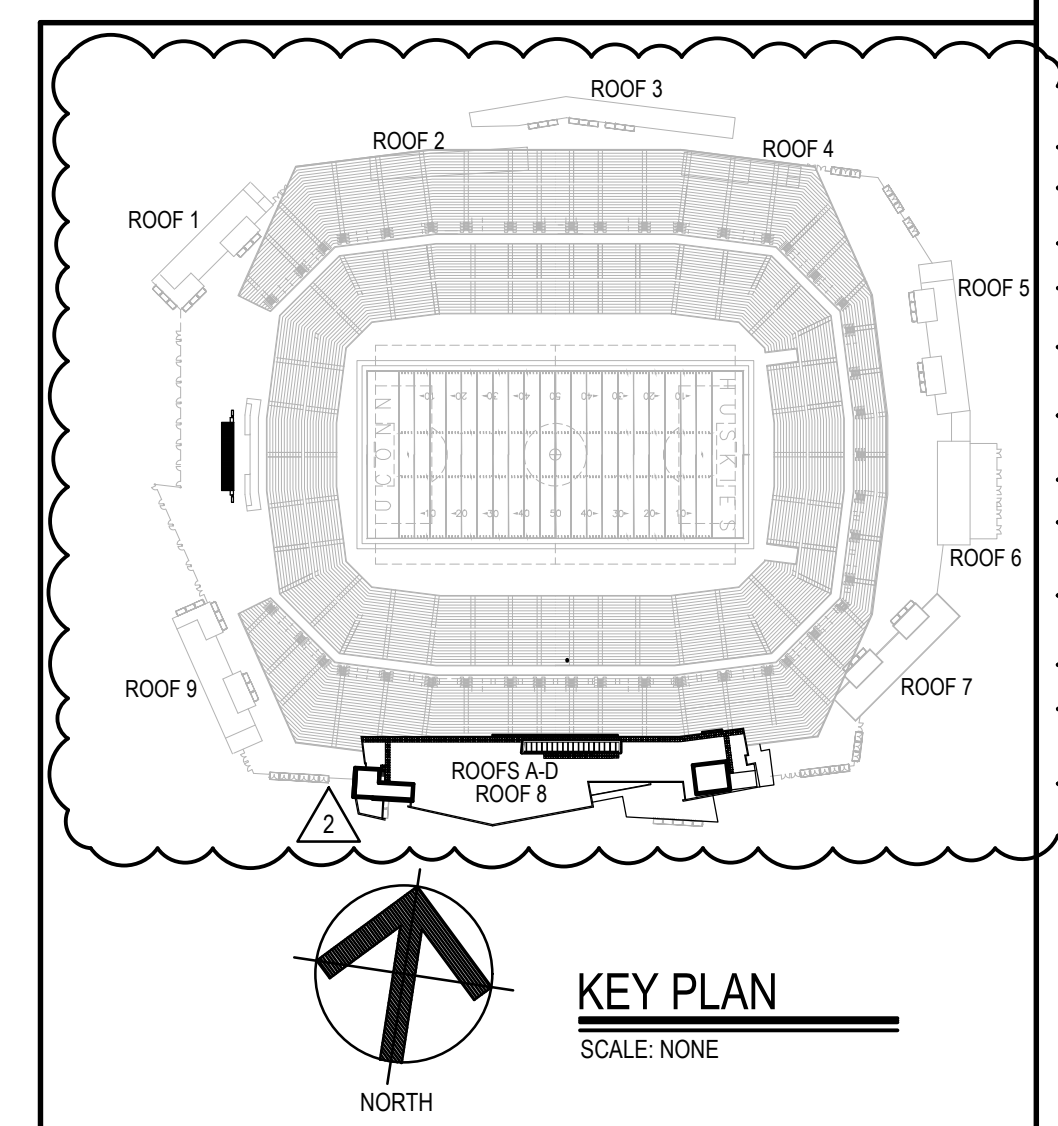
(Title of Person appearing in front of Notary or Clerk)

My Commission Expires:

(Notary Public) (Seal)



1 OVERALL ROOF PLAN
1/32"=1'-0"



Project Title:
ROOF REPLACEMENT AT:
RENTSCHLER FIELD TOWER ROOF
615 SILVER LANE
EAST HARTFORD, CONNECTICUT 06118



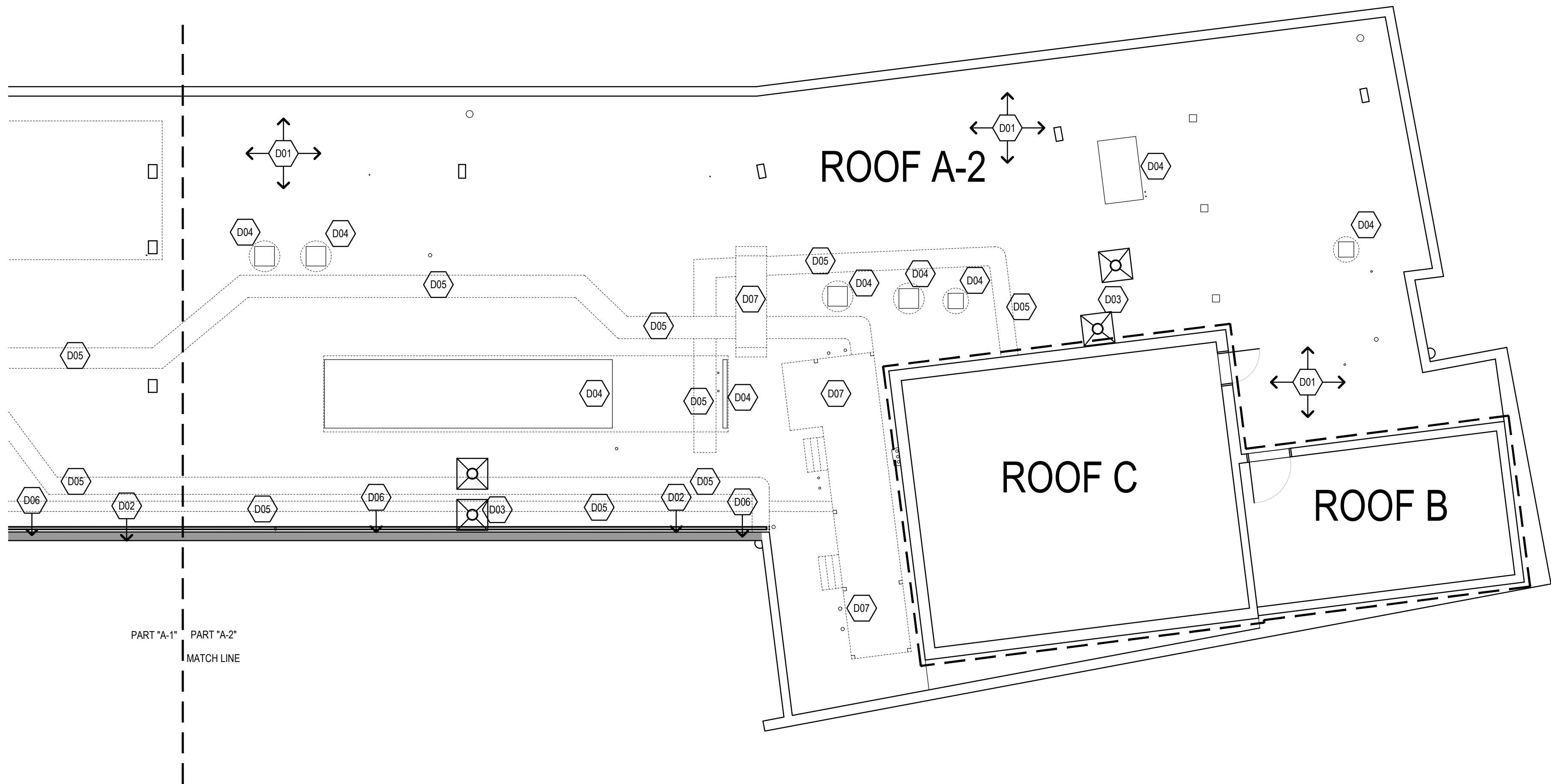
SILVER PETRUCELLI + ASSOCIATES
3190 WHITNEY AVENUE HAMDEN CT 06518
311 STATE STREET NEW LONDON CT 06320
203 230 9007 silverpetrucelli.com

Revision	Description	Date	Revised By
1	ADDENDUM #3	05/16/2025	MCM
2	ADDENDUM #4	05/22/2025	MCM

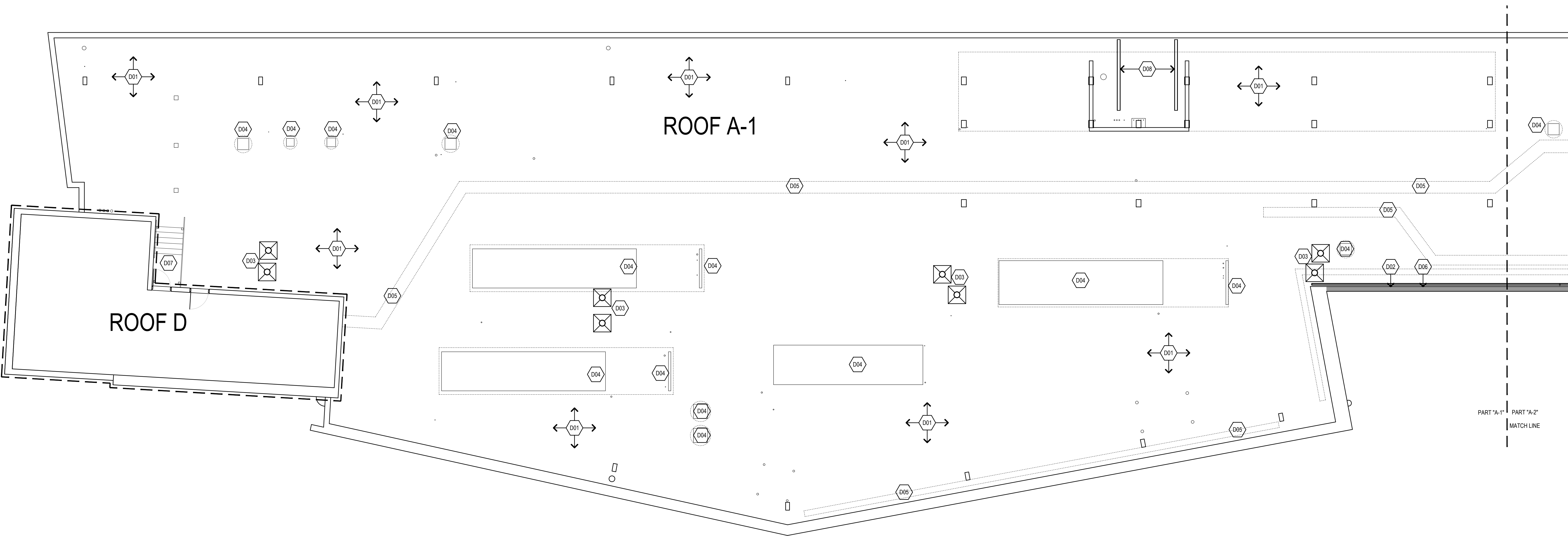
Drawing Title:
OVERALL STADIUM PLAN

Date:
04/28/2025
Scale:
AS NOTED
Drawn By:
MCM
Project Number:
24-236

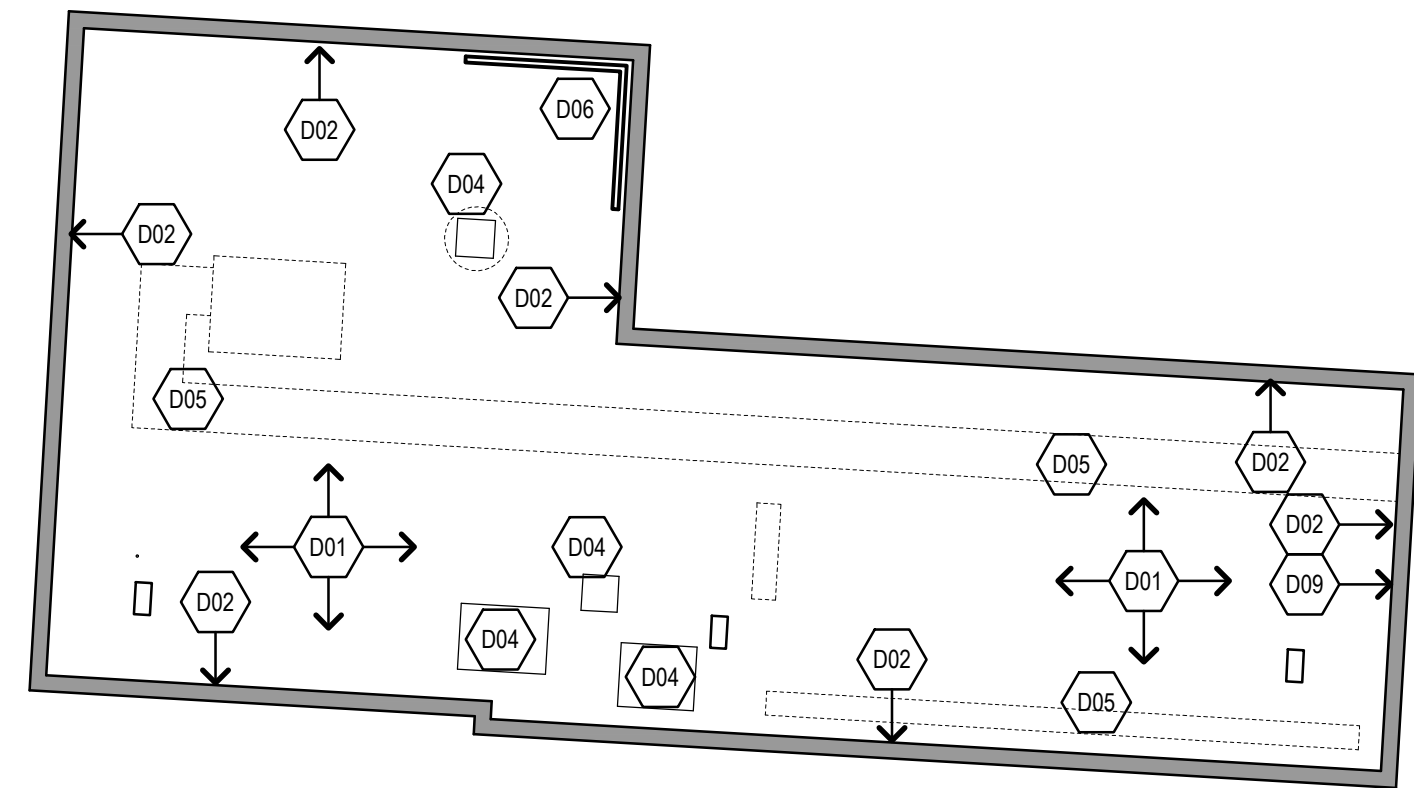
Drawing Number:
A001



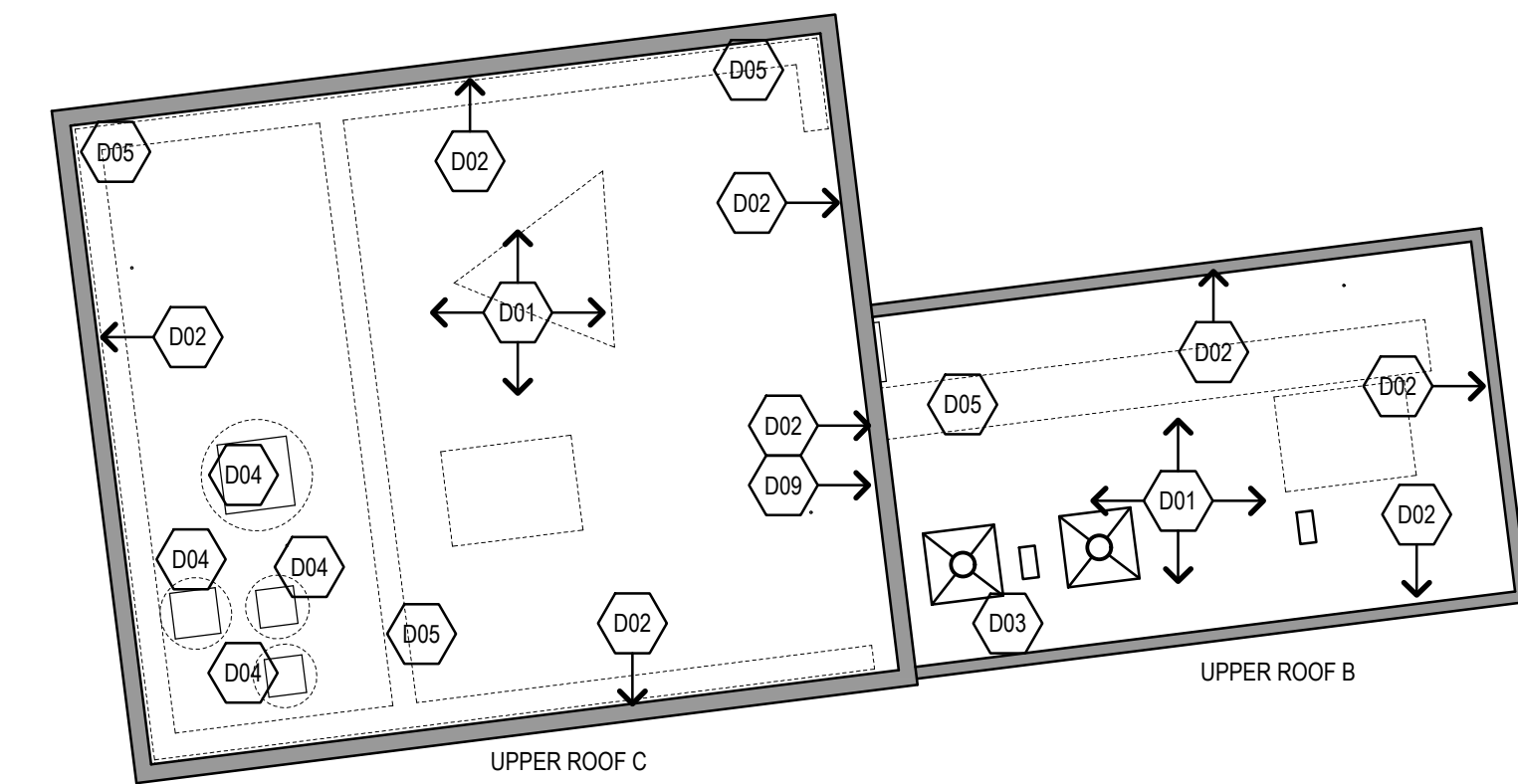
2 TOWER ROOF DEMOLITION PLAN - PART "A-2"
1/8"=1'-0"



1 TOWER ROOF DEMOLITION PLAN - PART "A-1"
1/8"=1'-0"



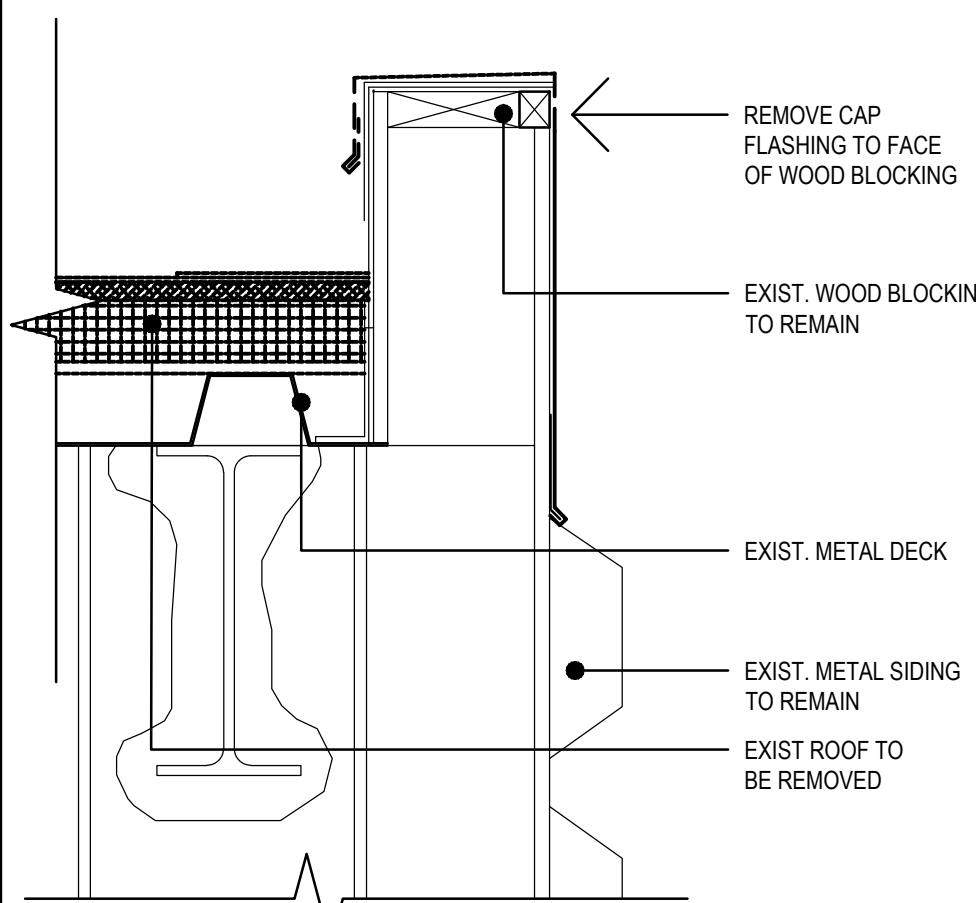
4 TOWER ROOF DEMOLITION PLAN - UPPER ROOF "D"
1/8"=1'-0"




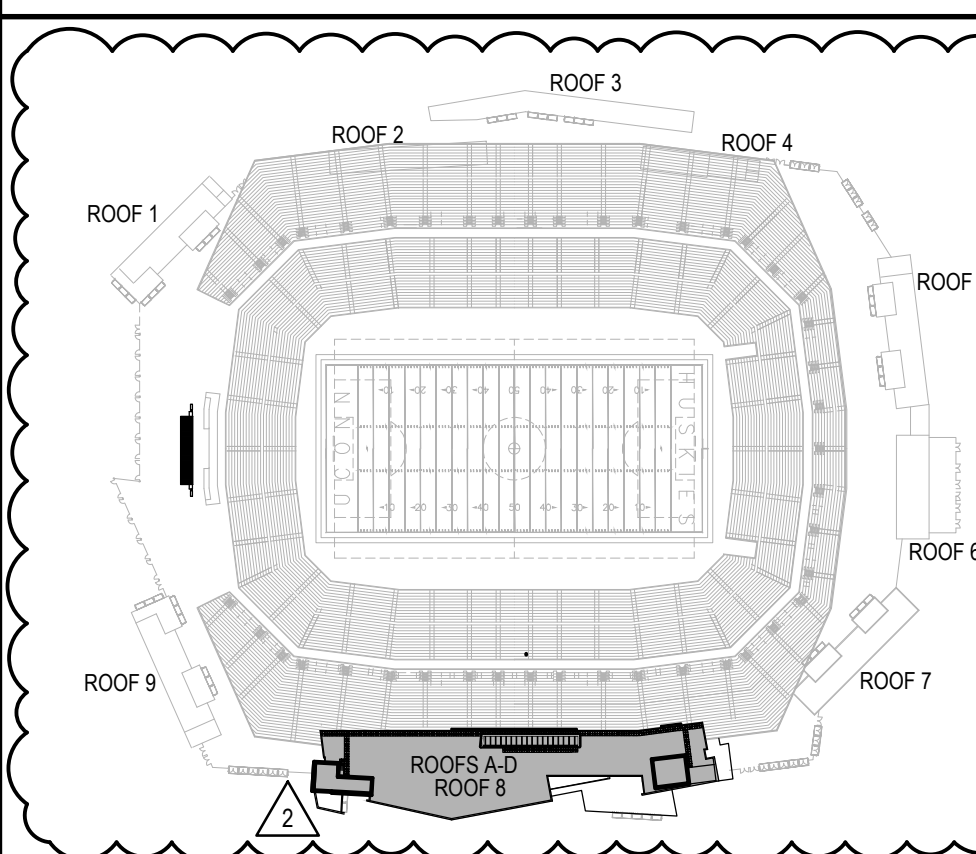
3 TOWER ROOF DEMOLITION PLAN - UPPER ROOFS "B" & "C"
1/8"=1'-0"

DEMOLITION NOTES

1. REMOVE ALL EXISTING ROOFING SYSTEM (MEMBRANE, INSULATION, COVERBOARD, GYPSUM BOARD & PENETRATION FLASHING).
2. REMOVE ALL PERIMETER METAL FLASHING OF LOW ROOFS WITHIN SCOPE OF WORK, SHOWN SHADED. REFER TO 5/A001.
3. REMOVE EXISTING ROOF DRAINS & SUMP.
4. REMOVE ALL MECHANICAL UNIT FLASHING.
5. COORDINATE REMOVAL OF EXISTING CABLE TRAYS WITH THIRD PARTY VENDOR. RETAIN FOR REINSTALLATION.
6. REMOVE EXISTING GUARD FENCE. RETAIN FOR REINSTALLATION.
7. REMOVE EXISTING METAL STAIRS & PLATFORM. RETAIN FOR REINSTALLATION.
8. REMOVE EXISTING P.T. 2X PLATE & METAL SKID. ~~RETAIN METAL SKID FOR REINSTALLATION~~
9. REMOVE EXISTING ROOF SCUPPER & ASSOCIATED MATERIALS.
10. REMOVE EXISTING SPLASH BOX & DOWNSPOUT.



5 CAP FLASHING DEMO DETAIL
1.1/2"=1'-0"



KEY PLAN

SCALE: NONE

Project Title:
ROOF REPLACEMENT AT:
RENTSCHLER FIELD TOWER ROOF
615 SILVER LANE
EAST HARTFORD, CONNECTICUT 06118



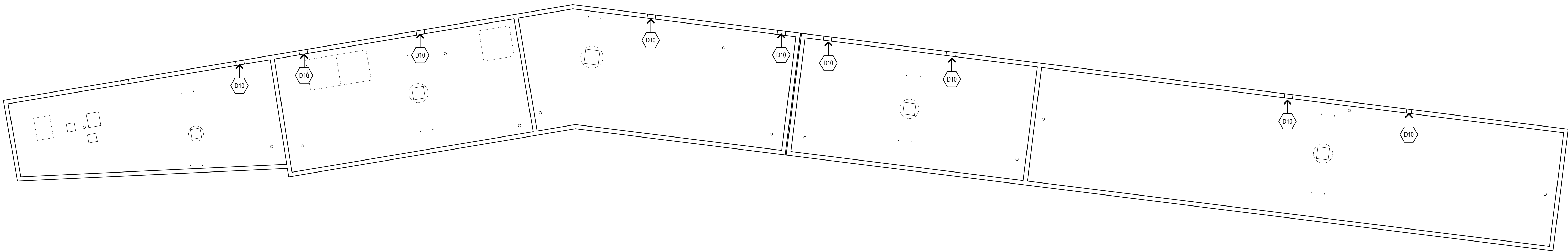
SILVER PETRUCELLI + ASSOCIATES
3190 WHITNEY AVENUE HAMDEN CT 06518
311 STATE STREET NEW LONDON CT 06320
203 230 9007 silverpetrucelli.com

Revision	Description	Date	Revised By
1	ADDENDUM #2	05/06/2025	MCM
2	ADDENDUM #4	05/22/2025	MCM

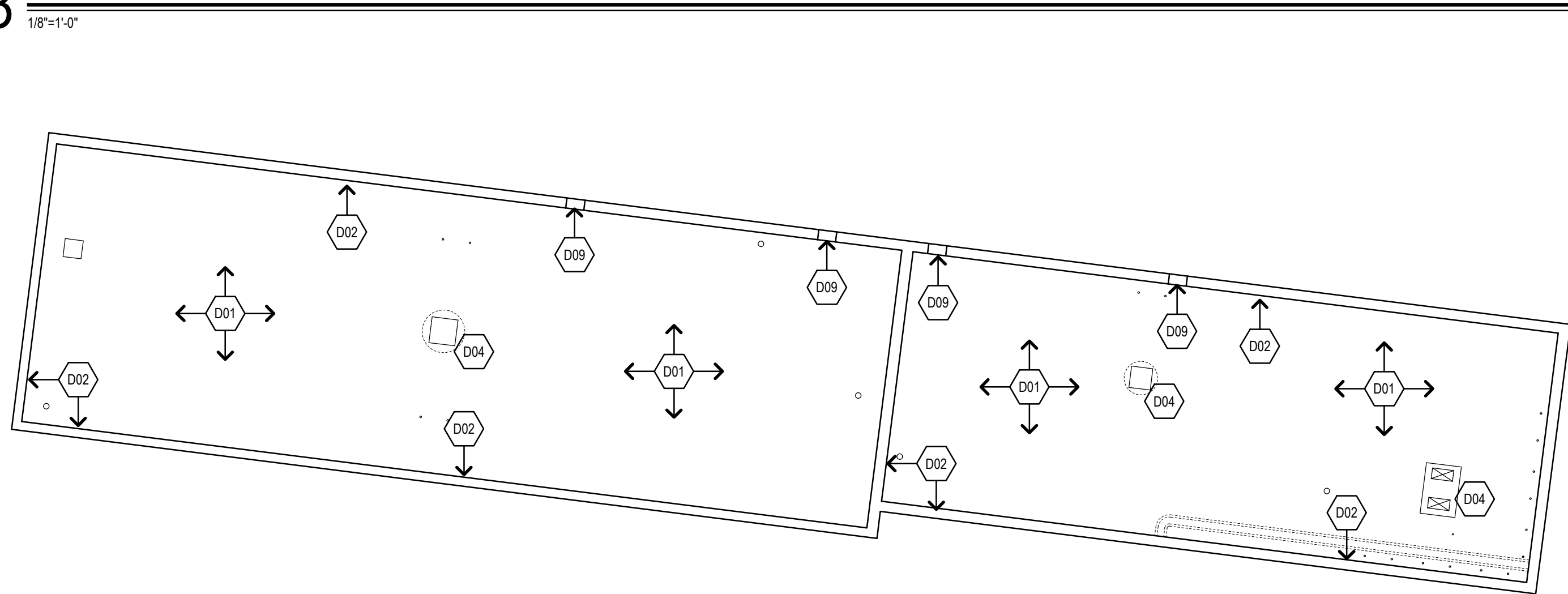
Drawing Title:
TOWER ROOF DEMOLITION PLAN

Date:
04/28/2025
Scale:
AS NOTED
Drawn By:
MCM
Project Number:
24-236

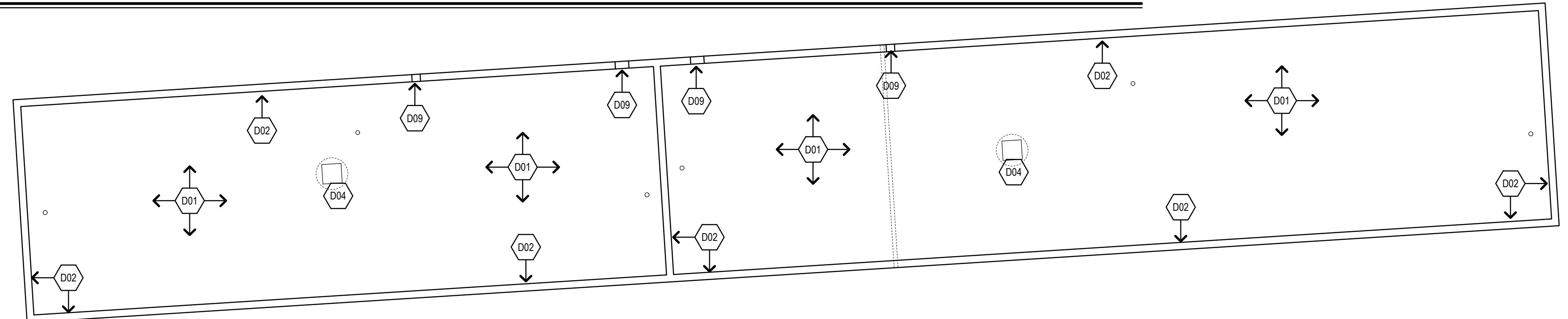
A002



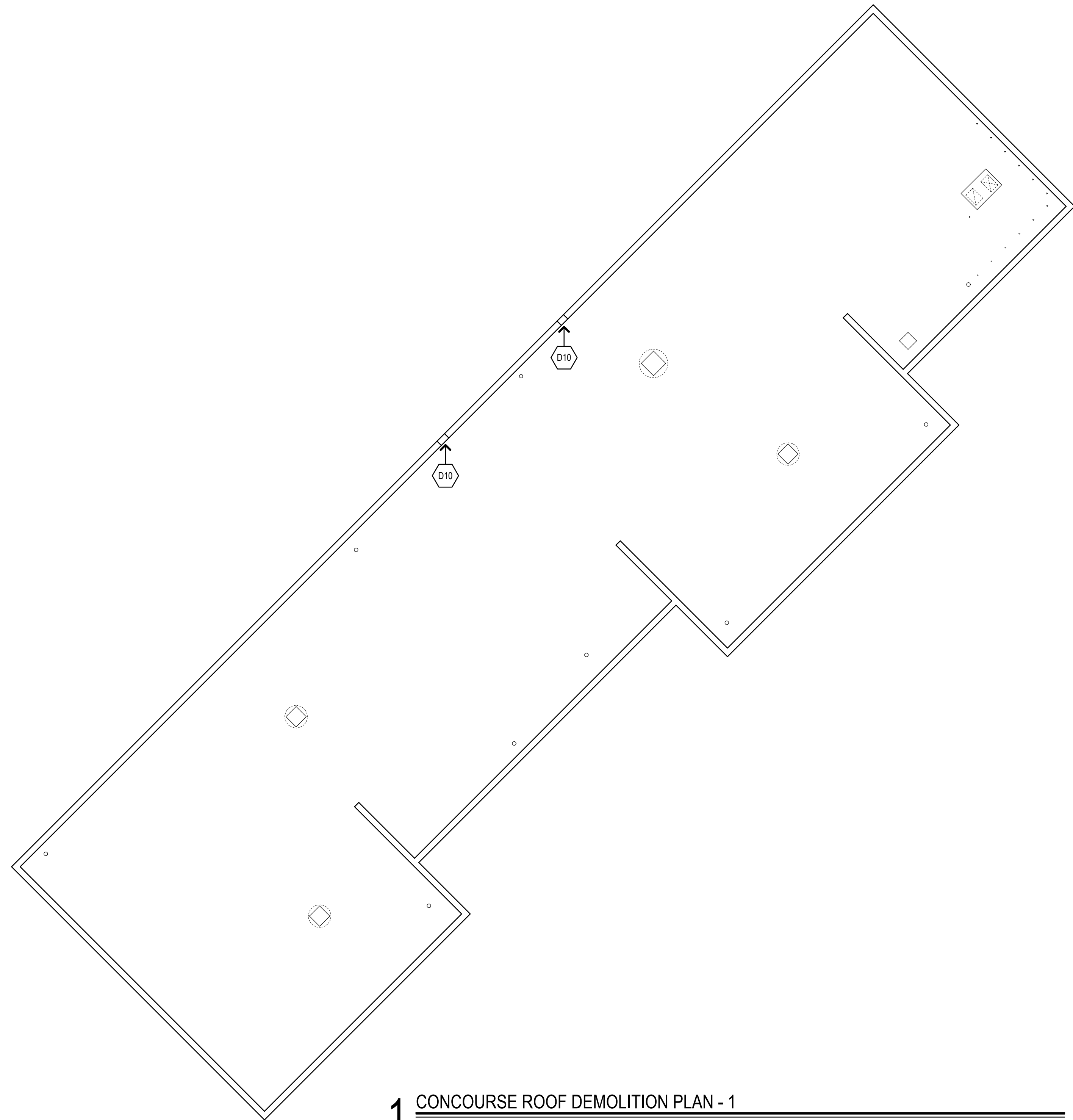
3 CONOURSE ROOF DEMOLITION PLAN - 3
1/8"=1'-0"



4 CONOURSE ROOF DEMOLITION PLAN - 4
1/8"=1'-0"

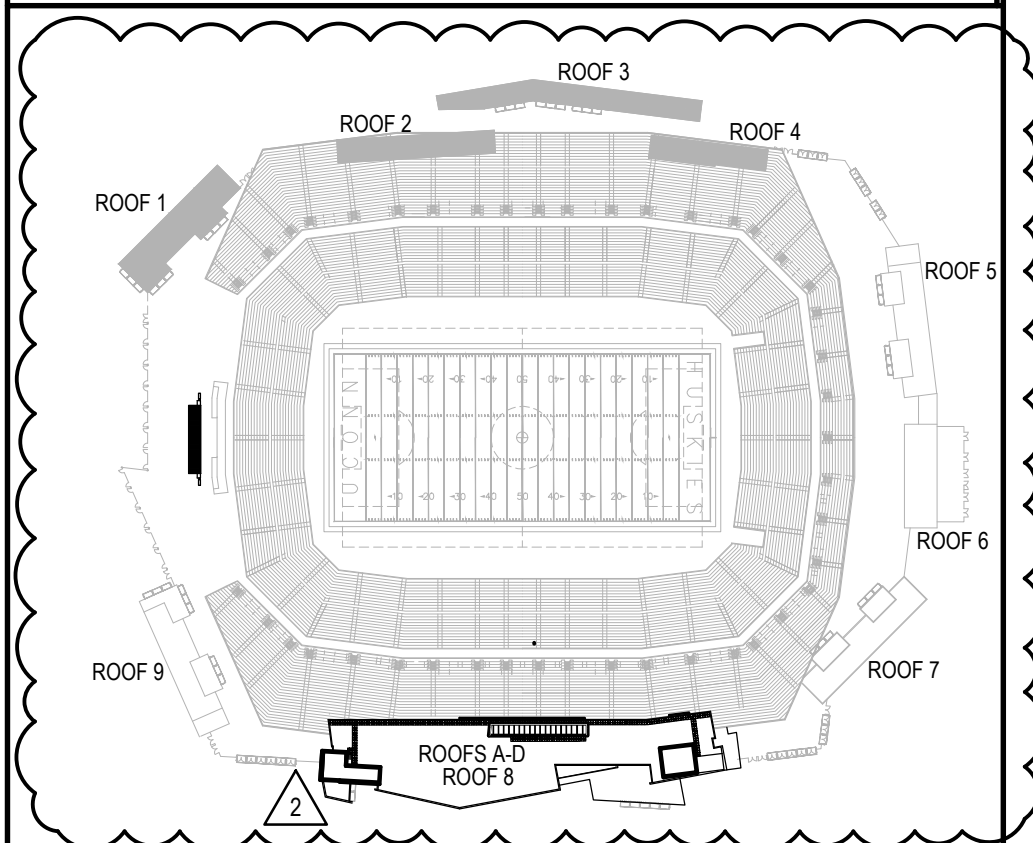


2 CONOURSE ROOF DEMOLITION PLAN - 2
1/8"=1'-0"



1 CONOURSE ROOF DEMOLITION PLAN - 1
1/8"=1'-0"

- DEMOLITION NOTES**
- REMOVE ALL EXISTING ROOFING SYSTEM (MEMBRANE, INSULATION, COVERBOARD, GYPSUM BOARD & PENETRATION FLASHING).
 - REMOVE ALL PERIMETER METAL FLASHING OF LOW ROOFS WITHIN SCOPE OF WORK. SHOWN SHADED. REFER TO SIA001.
 - REMOVE EXISTING ROOF DRAINS & SUMP.
 - REMOVE ALL MECHANICAL UNIT FLASHING.
 - COORDINATE REMOVAL OF EXISTING CABLE TRAYS WITH THIRD PARTY VENDOR. RETAIN FOR REINSTALLATION.
 - REMOVE EXISTING GUARD FENCE. RETAIN FOR REINSTALLATION.
 - REMOVE EXISTING METAL STAIRS & PLATFORM. RETAIN FOR REINSTALLATION.
 - REMOVE EXISTING P.T. 2X PLATE & METAL SKID. ~~RETAIN METAL SKID FOR REINSTALLATION.~~
 - REMOVE EXISTING ROOF SCUPPER & ASSOCIATED MATERIALS.
 - REMOVE EXISTING SPLASH BOX & DOWNSPOUT.



KEY PLAN
SCALE: NONE

Project Title:
ROOF REPLACEMENT AT:
RENTSCHLER FIELD TOWER ROOF
615 SILVER LANE
EAST HARTFORD, CONNECTICUT 06118



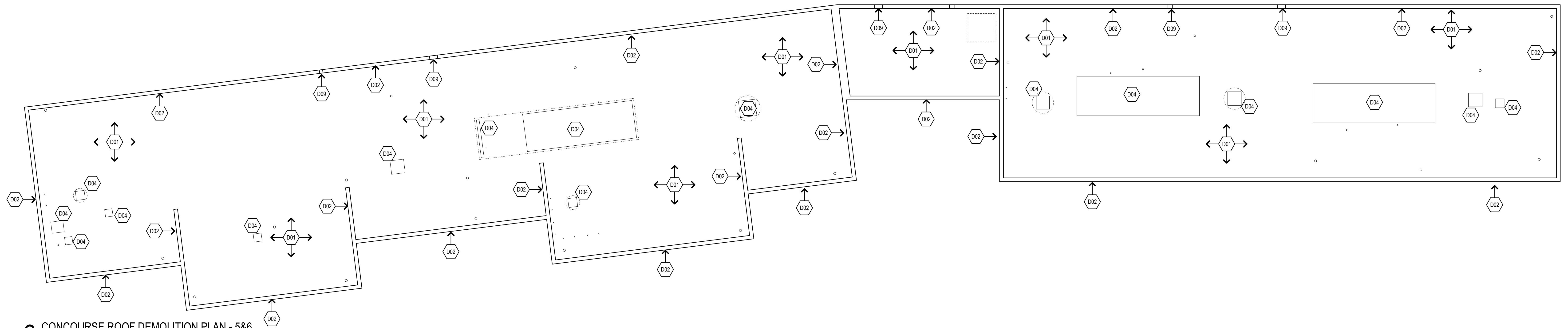
SILVER PETRUCCELLI + ASSOCIATES
3190 WHITNEY AVENUE HAMDEN CT 06518
311 STATE STREET NEW LONDON CT 06320
203 230 9007 silverpetrucelli.com

Revision	Description	Date	Revised By
1	ADDENDUM #3	05/16/2025	MCM
2	ADDENDUM #4	05/22/2025	MCM

Drawing Title:
CONCOURSE ROOF DEMOLITION PLANS

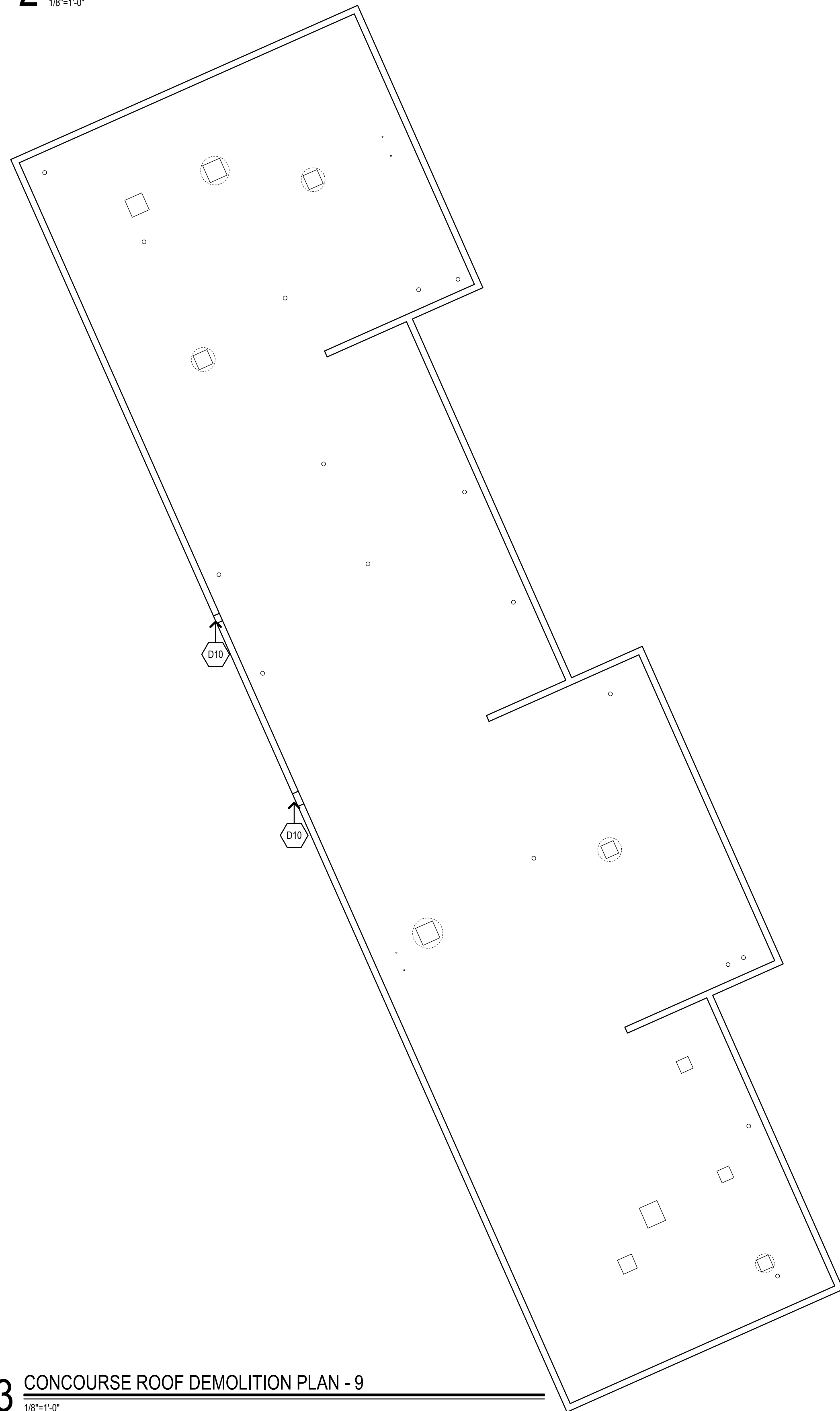
Date:
04/28/2025
Scale:
1/8" = 1'-0"
Drawn By:
MCM
Project Number:
24-236

A003



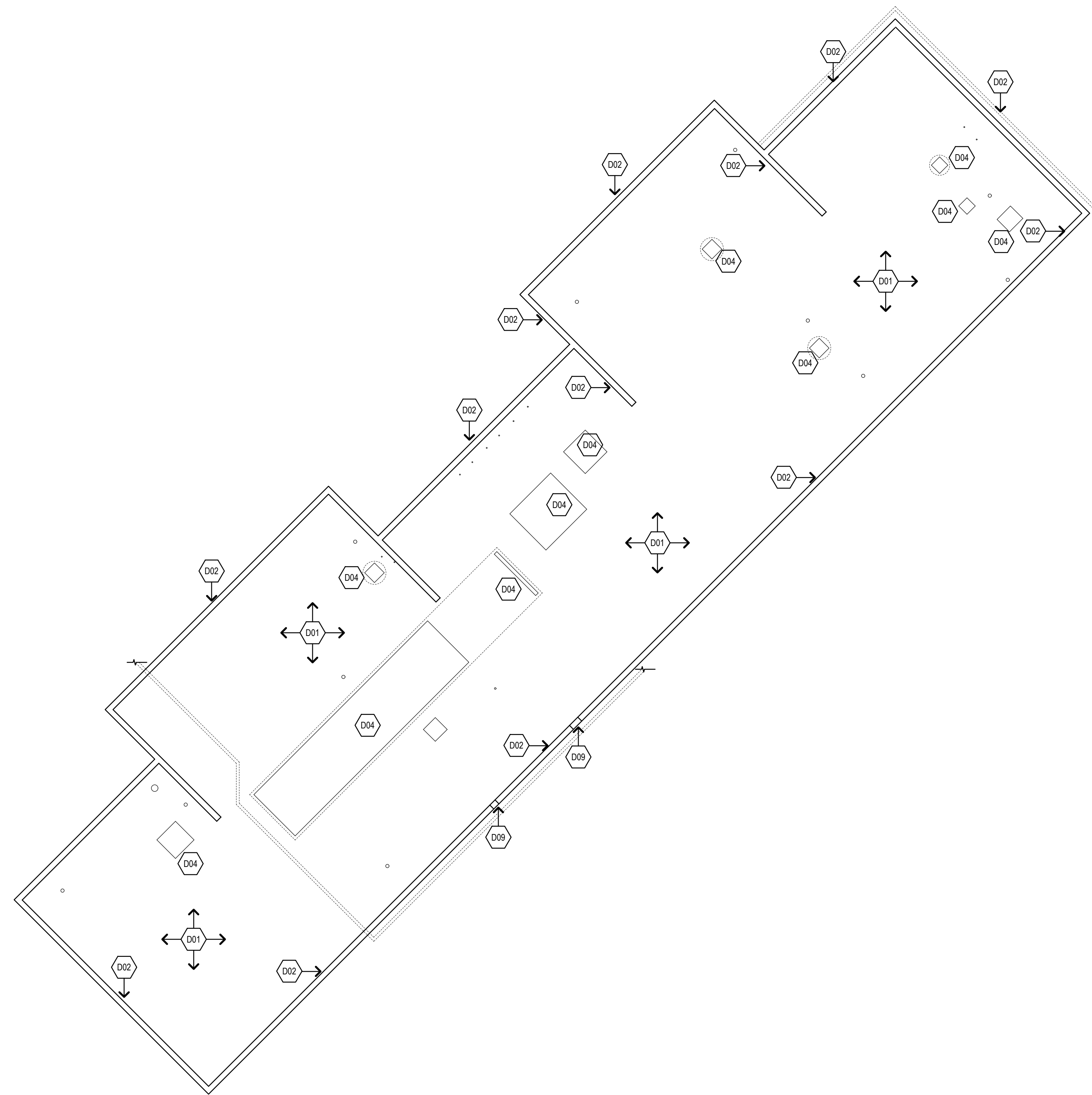
2 CONCOURSE ROOF DEMOLITION PLAN - 5&6

1/8"=1'-0"



3 CONCOURSE ROOF DEMOLITION PLAN - 9

1/8"=1'-0"

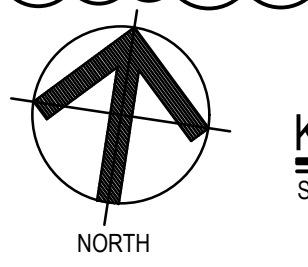
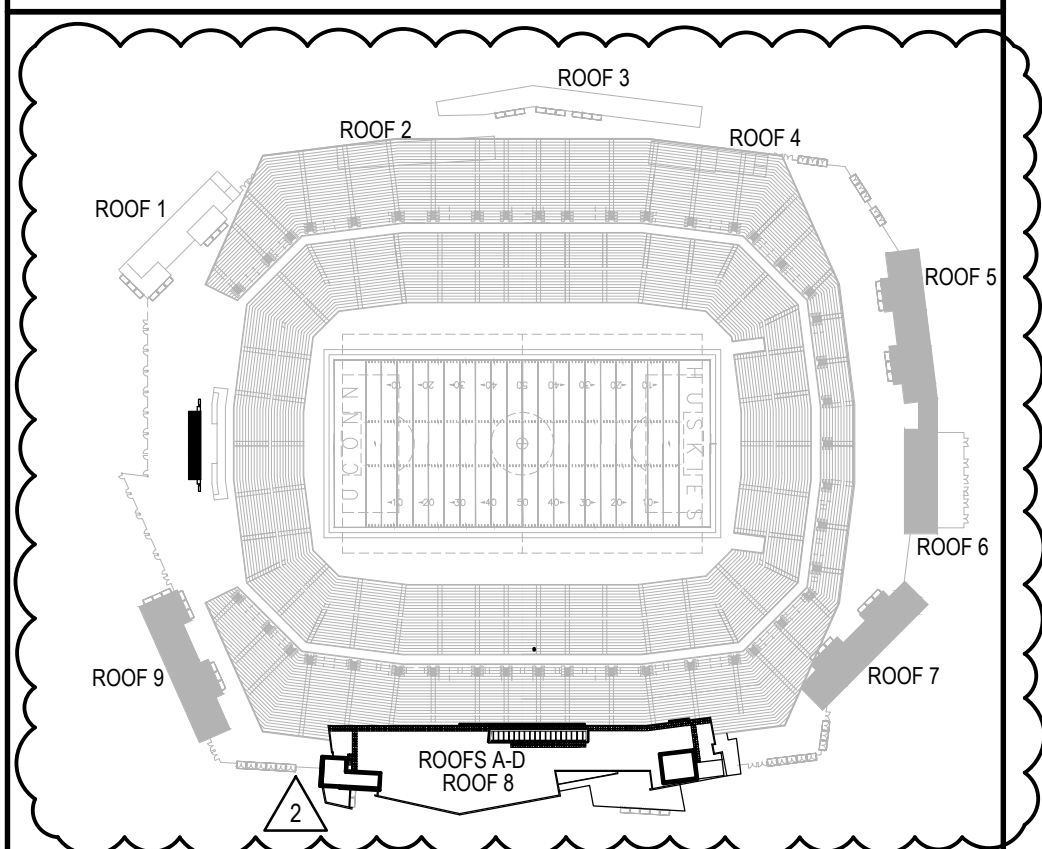


1 CONCOURSE ROOF DEMOLITION PLAN - 7

1/8"=1'-0"

DEMOLITION NOTES

1. REMOVE ALL EXISTING ROOFING SYSTEM (MEMBRANE, INSULATION, COVERBOARD, GYPSUM BOARD & PENETRATION FLASHING).
2. REMOVE ALL PERIMETER METAL FLASHING OF LOW ROOFS WITHIN SCOPE OF WORK, SHOWN SHADED. REFER TO 5/4001.
3. REMOVE EXISTING ROOF DRAINS & SUMP.
4. REMOVE ALL MECHANICAL UNIT FLASHING.
5. COORDINATE REMOVAL OF EXISTING CABLE TRAYS WITH THIRD PARTY VENDOR. RETAIN FOR REINSTALLATION.
6. REMOVE EXISTING GUARD FENCE. RETAIN FOR REINSTALLATION.
7. REMOVE EXISTING METAL STAIRS & PLATFORM. RETAIN FOR REINSTALLATION.
8. REMOVE EXISTING P.T. 2X PLATE & METAL SKID. ~~RETAIN METAL SKID FOR REINSTALLATION.~~
9. REMOVE EXISTING ROOF SCUPPER & ASSOCIATED MATERIALS.
10. REMOVE EXISTING SPLASH BOX & DOWNSPOUT.



KEY PLAN
SCALE: NONE

Project Title:

ROOF REPLACEMENT AT:
RENTSCHLER FIELD TOWER ROOF
615 SILVER LANE
EAST HARTFORD, CONNECTICUT 06118



SILVER PETRUCCELLI + ASSOCIATES

3190 WHITNEY AVENUE HAMDEN CT 06518
311 STATE STREET NEW LONDON CT 06320
203 230 9007 silverpetrucelli.com

Revision: Description: Date: Revised By:

1	ADDENDUM #3	05/16/2025	MCM
2	ADDENDUM #4	05/22/2025	MCM

Drawing Title:

CONCOURSE ROOF DEMOLITION PLANS

Date: 04/28/2025

Scale:

1/8" = 1'-0"

Drawn By:

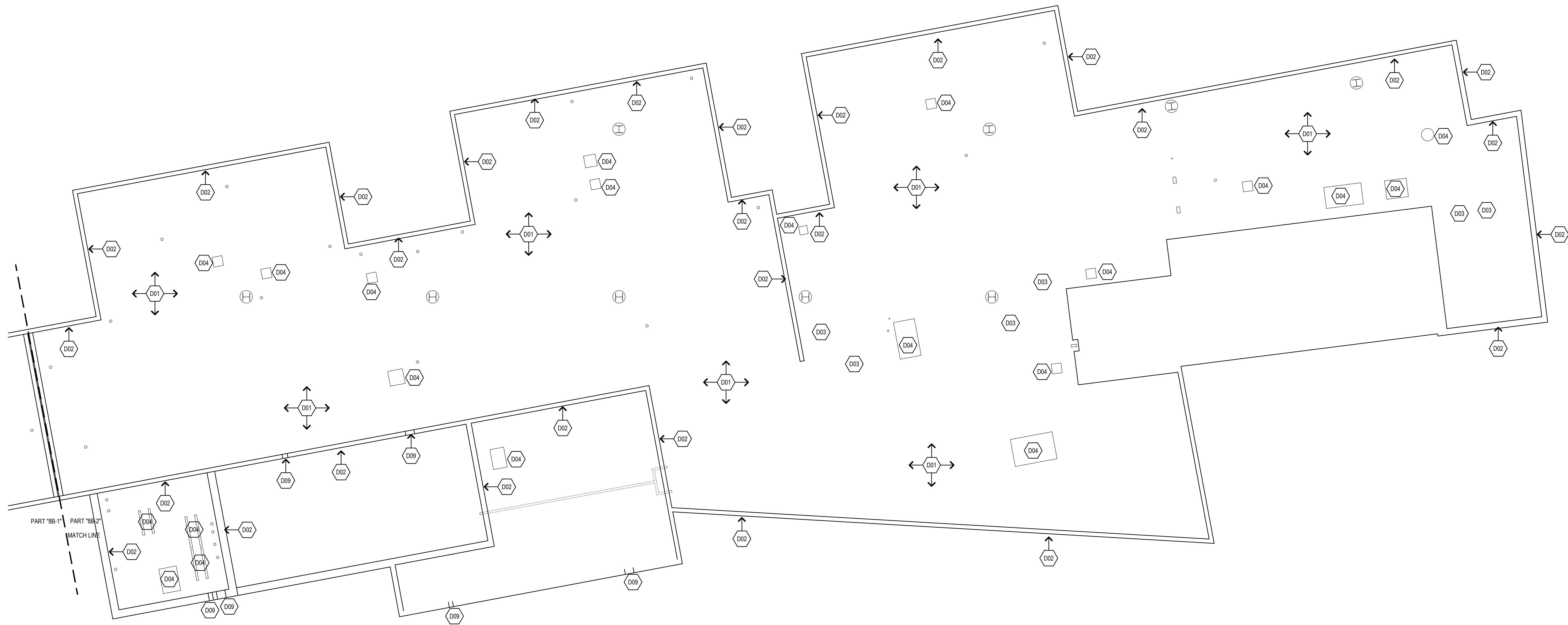
MCM

Project Number:

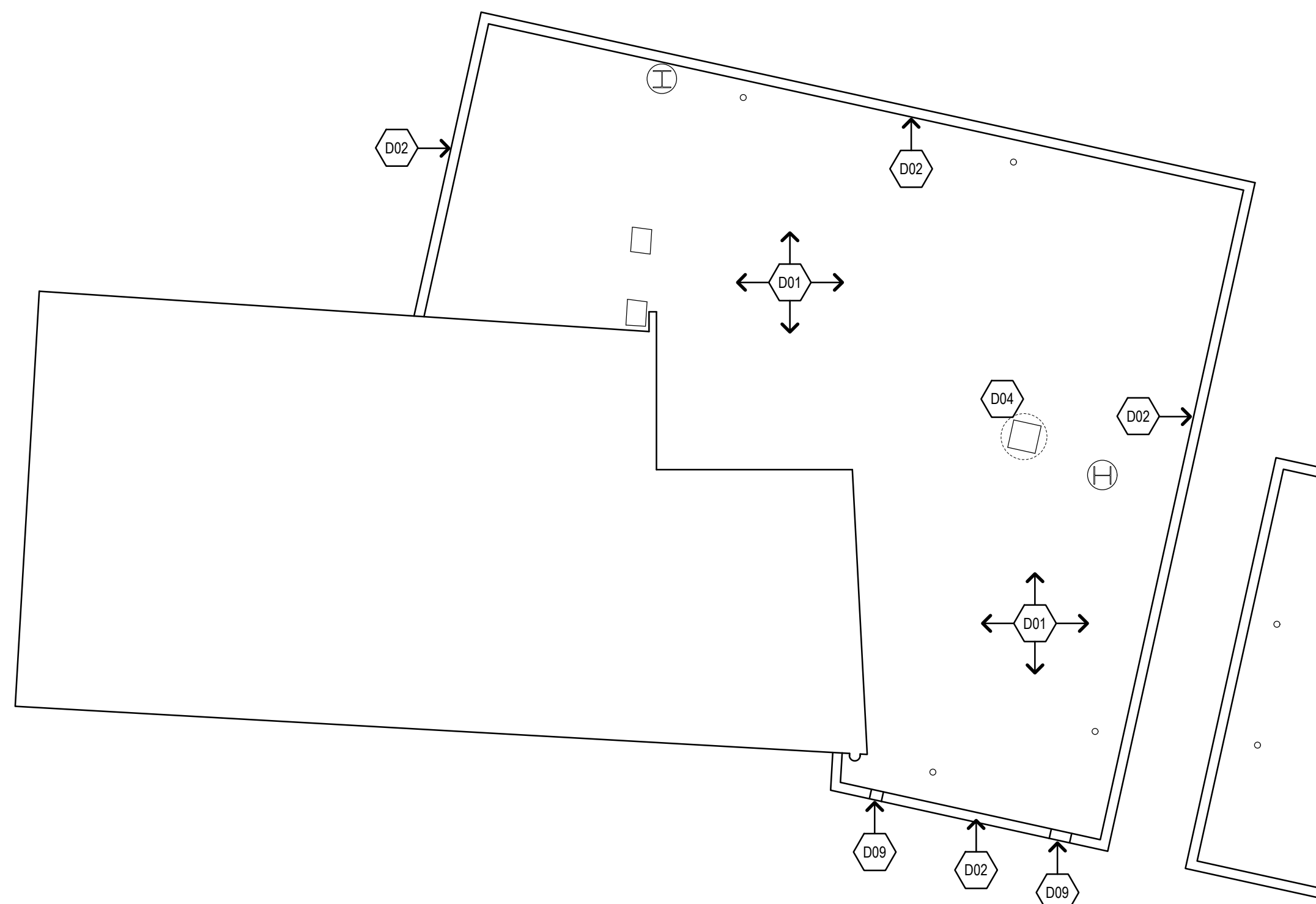
24-236

Drawing Number:

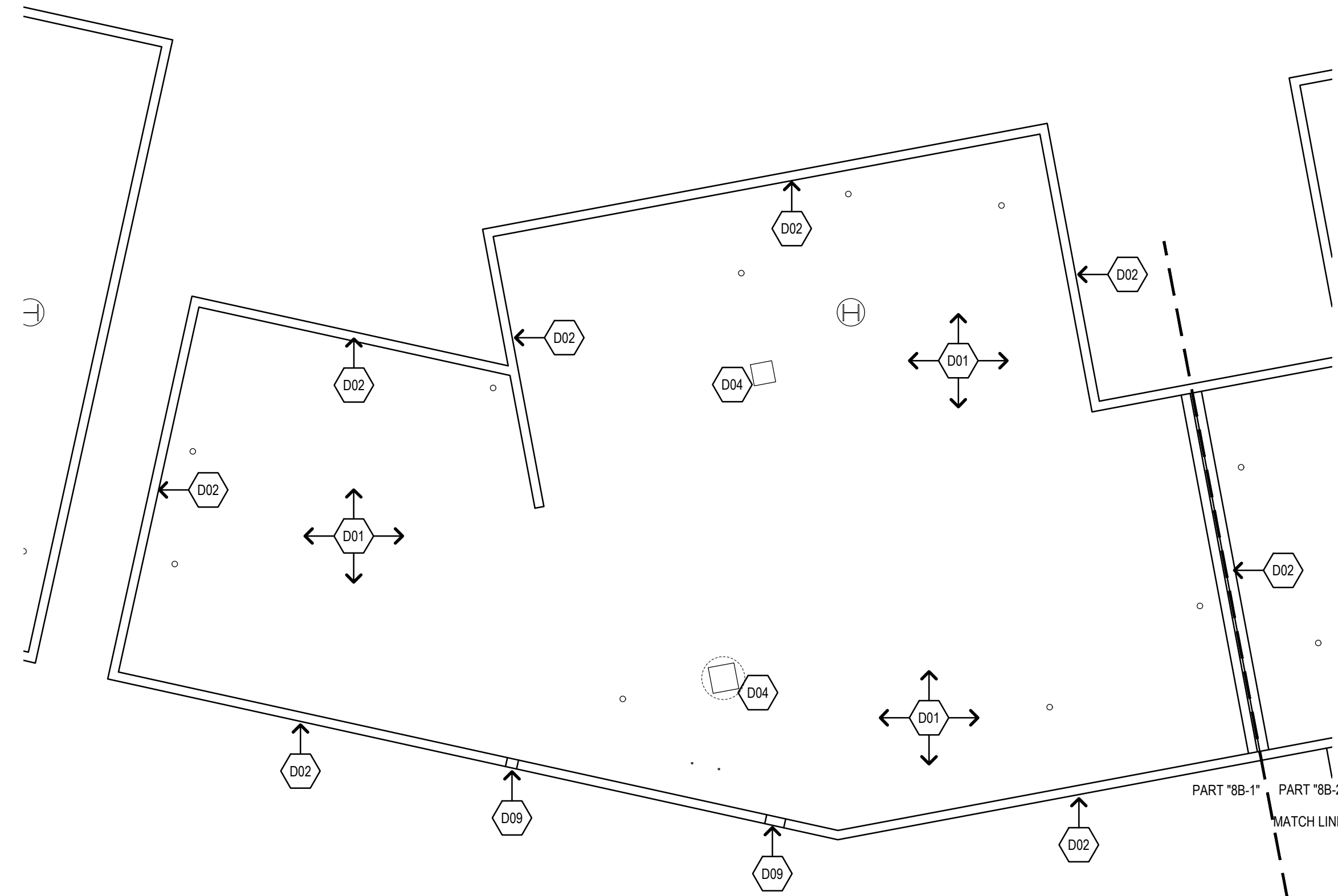
A004



1 CONCONCOURSE ROOF DEMOLITION PLAN - 8B-2
1/8"=1'-0"




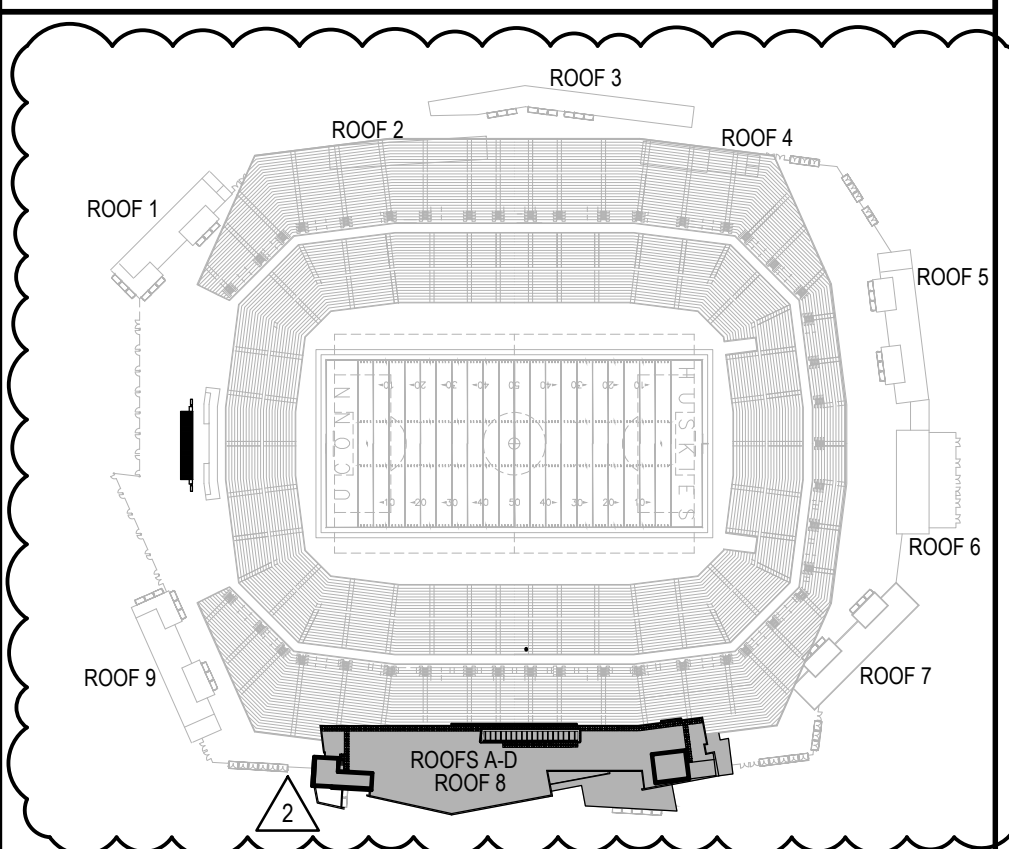
1 CONCONCOURSE ROOF DEMOLITION PLAN - 8A
1/8"=1'-0"



1 CONCONCOURSE ROOF DEMOLITION PLAN - 8B-1
1/8"=1'-0"

DEMOLITION NOTES

1. REMOVE ALL EXISTING ROOFING SYSTEM (MEMBRANE, INSULATION, COVERBOARD, GYPSUM BOARD & PENETRATION FLASHING).
2. REMOVE ALL PERIMETER METAL FLASHING OF LOW ROOFS WITHIN SCOPE OF WORK, SHOWN SHADED. REFER TO 5/0001.
3. REMOVE EXISTING ROOF DRAINS & SUMP.
4. REMOVE ALL MECHANICAL UNIT FLASHING.
5. COORDINATE REMOVAL OF EXISTING CABLE TRAYS WITH THIRD PARTY VENDOR. RETAIN FOR REINSTALLATION.
6. REMOVE EXISTING GUARD FENCE. RETAIN FOR REINSTALLATION.
7. REMOVE EXISTING METAL STAIRS & PLATFORM. RETAIN FOR REINSTALLATION.
8. REMOVE EXISTING P.T. 2X PLATE & METAL SKID. ~~RETAIN METAL SKID FOR REINSTALLATION.~~
9. REMOVE EXISTING ROOF SCUPPER & ASSOCIATED MATERIALS.
10. REMOVE EXISTING SPLASH BOX & DOWNSPOUT.



KEY PLAN
SCALE: NONE

Project Title:

ROOF REPLACEMENT AT:
RENTSCHLER FIELD TOWER ROOF
615 SILVER LANE
EAST HARTFORD, CONNECTICUT 06118



SILVER PETRUCCELLI + ASSOCIATES

3190 WHITNEY AVENUE HAMDEN CT 06518
311 STATE STREET NEW LONDON CT 06320
203 230 9007 silverpetrucci.com

Revision:

Description:

Date:

Revised By:

1

ADDENDUM #3

05/16/2025

MCM

2

ADDENDUM #4

05/22/2025

MCM

Drawing Title:

CONCONCOURSE ROOF DEMOLITION PLANS

Date:

04/28/2025

Scale:

1/8" = 1'-0"

Drawn By:

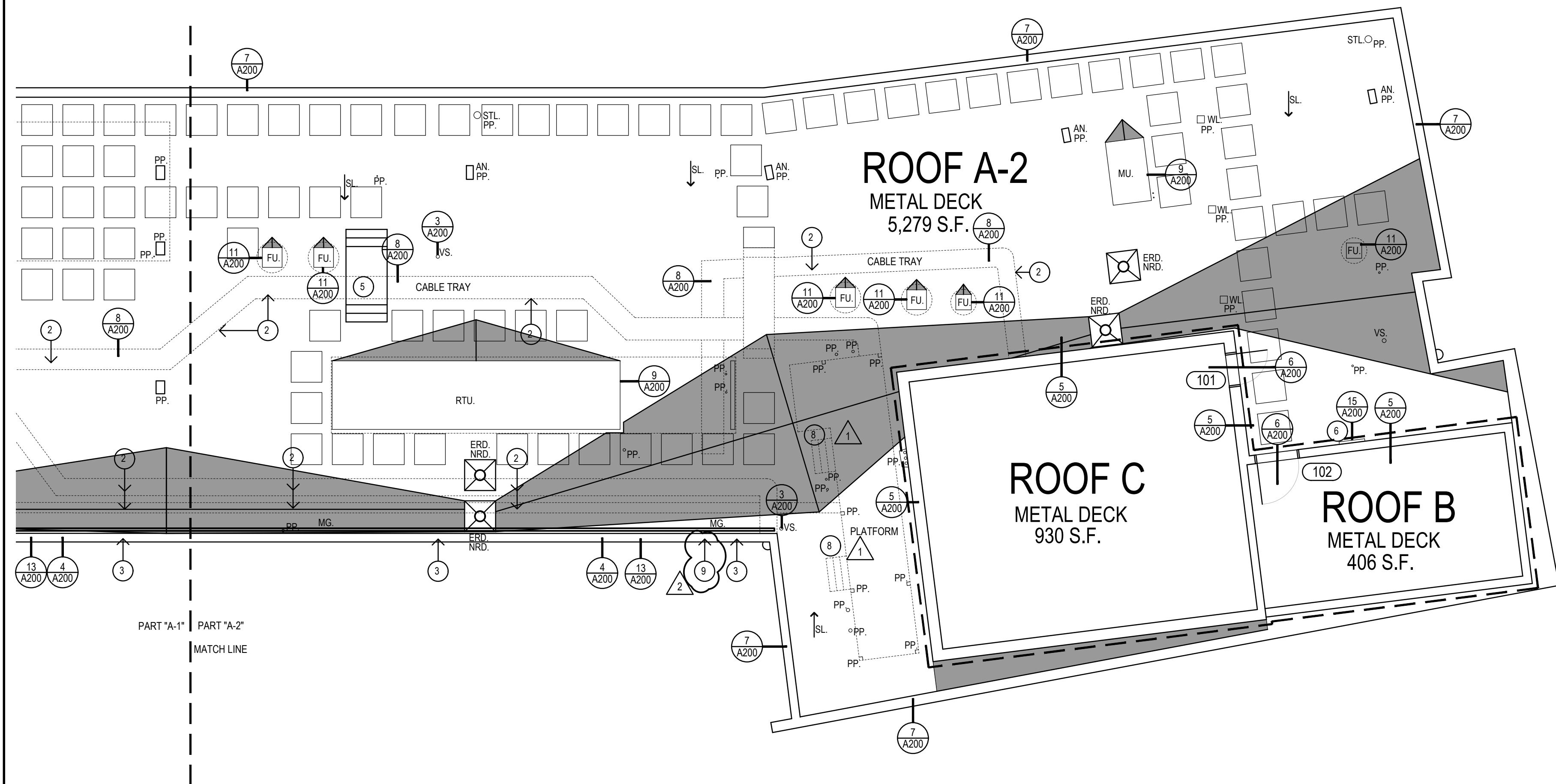
MCM

Project Number:

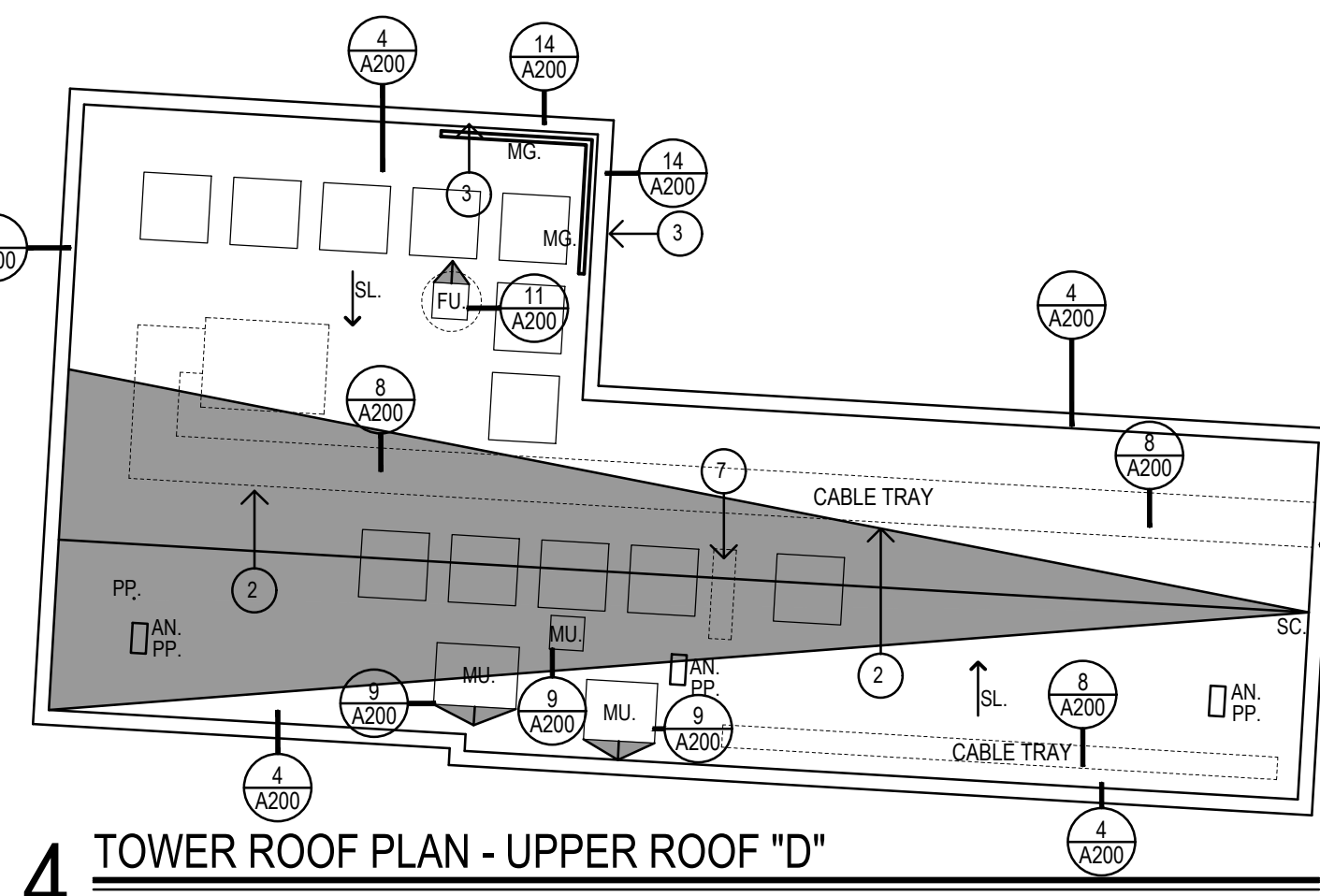
24-236

Drawing Number:

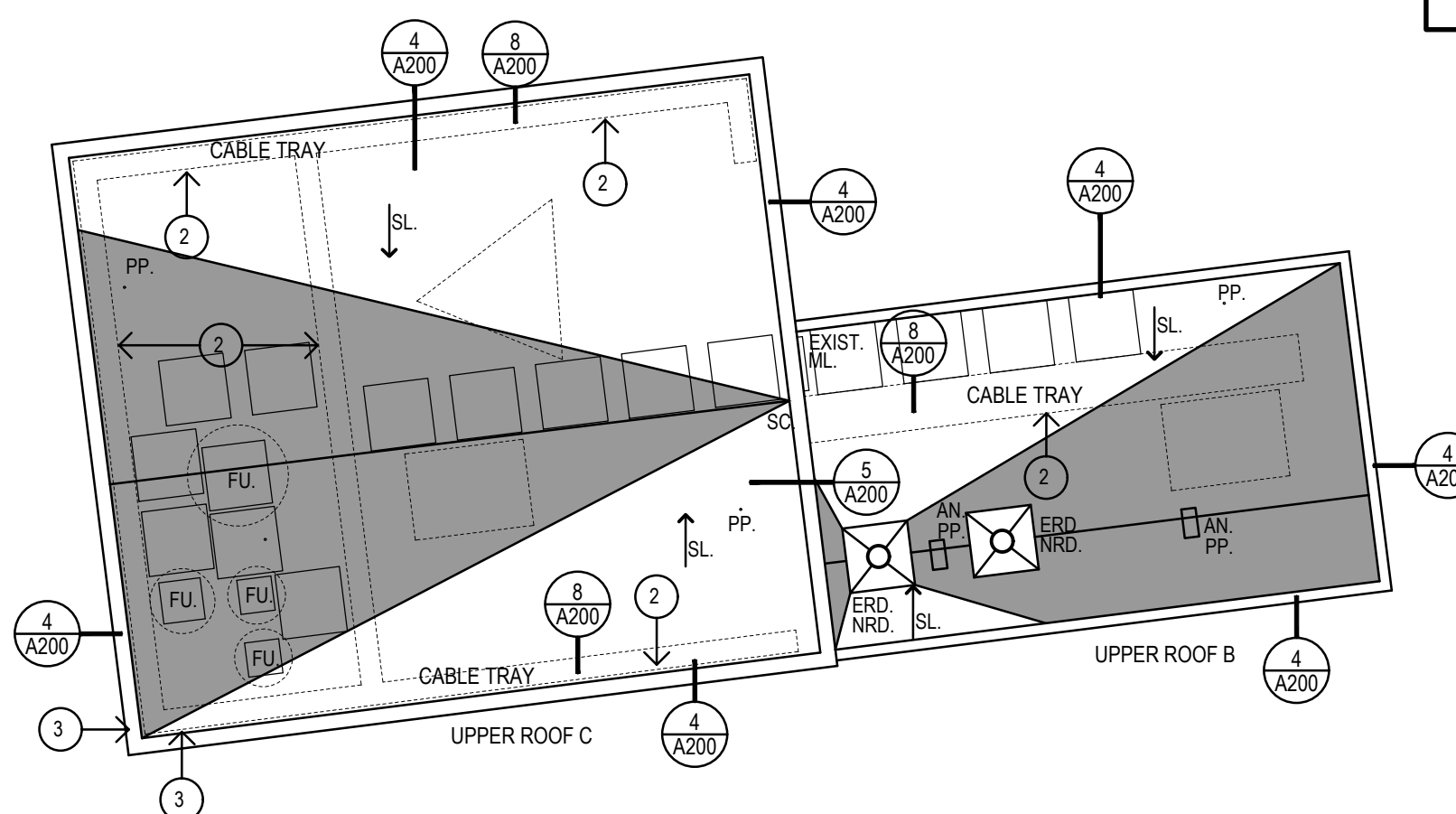
A005



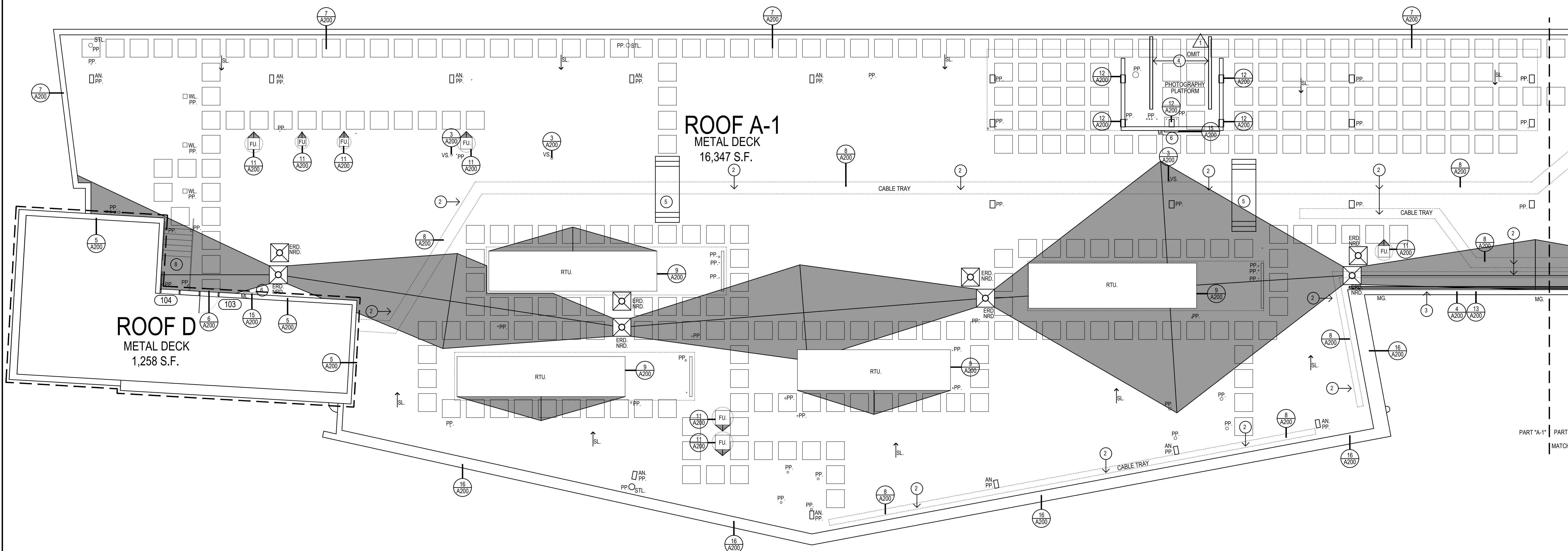
2 TOWER ROOF PLAN - PART "A-2"
1/8"=1'-0"



4 TOWER ROOF PLAN - UPPER ROOF "D"
1/8"=1'-0"



3 TOWER ROOF PLAN - UPPER ROOFS "B" & "C"
1/8"=1'-0"



1 TOWER ROOF PLAN - PART "A-1"
1/8"=1'-0"

GENERAL NOTES

- ALL FLAT ROOFS TO RECEIVE 5" RIGID INSULATION BASE LAYER (MIN R-30).
- FIELD VERIFY ALL DIMENSIONS & PERFORM TEST CUTS AT EACH ROOF PRIOR TO THE BID.
- ALL MATERIALS ARE NEW UNLESS OTHERWISE NOTED "EXISTING".
- ALL WOOD BLOCKING, PLYWOOD & NAILERS TO BE PRESSURE TREATED. (P.T.)
- ALL WOOD BLOCKING INDICATED IN DETAILS ARE TO BE ANCHORED TO THE EXISTING STRUCTURE.
- ALL MEMBRANE FLASHING INDICATED IS TO EXTEND A MINIMUM OF 8" (VERTICAL OR HORIZONTAL).
- CONTRACTOR IS TO SURVEY THE EXISTING ROOF DECKS W/LEVEL (AFTER DEMOLITION) TO VERIFY THE SLOPES INDICATED ON PLAN ARE ACCURATE. NOTIFY ARCHITECT IMMEDIATELY OF ANY DISCREPANCIES PRIOR TO PERFORMING ANY ADDITIONAL ROOFING OPERATIONS.
- CONTRACTOR IS TO INSPECT THE UNDERSIDE OF ALL ROOF DECKS PRIOR TO ROOFING OPERATIONS TO ENSURE THAT NO INTERIOR MATERIALS, EQUIPMENT, FINISHES OR OBJECTS WILL BE PIERCED OR DAMAGED.
- CONTRACTOR ASSUMES ALL RESPONSIBILITY DURING PROJECT & WILL REPLACE ANY & ALL DAMAGED EQUIPMENT W/NO ADDITIONAL COST TO OWNER.
- SITE AREAS DISTURBED SHALL BE CLEANED & RE-LEVELLED. W/PLAIN AREAS MAGNETICALLY RAKED TO REMOVE ANY METAL DEBRIS & RE-SEED AS REQUIRED TO MATCH ADJACENT CONDITIONS.
- CONTRACTOR ASSUMES ALL RESPONSIBILITY FOR CLEAN UP OF ROOFING MATERIALS & DEBRIS INCLUDING THAT PENETRATES THE INTERIOR ENVELOPE OF THE BUILDING W/NO ADDITIONAL COST TO THE OWNER.
- SNAKE/CLEAN OUT ALL EXISTING VERTICAL & HORIZONTAL LEADERS OUT TO NEAREST MANHOLE OUTSIDE OF BUILDING.
- ALL CRICKETS ARE TO BE SLOPED @ A MINIMUM OF 2" PER FOOT & COORDINATE CRICKETS AROUND EXIST. HVAC UNITS AS REQUIRED TO AVOID PONDING.
- SNAKE/CLEAN OUT ALL EXISTING VENT STACKS BEFORE THE INSTALLATION OF METAL SLEEVE.
- NEW ROOF INSULATION TO BE A MINIMUM OF R-30 AT ALL NEW ROOF DRAINS AND/OR THE LOW POINTS OF THE ROOF AREAS.
- ALL ANTENNAE, CONDUITS, CABLE TRAYS, PLATFORMS & ANY OTHER OBJECTS TO REMAIN AFFECTED BY SCOPE OF WORK, TO BE REMOVED & RE-INSTALLED BY A THIRD PARTY. CONTRACTOR RESPONSIBLE FOR COORDINATIONS/SCHEDULING OF WORK.
- ANY UNUSED/DISFUNCT TELECOMMUNICATIONS EQUIPMENT NOT RETAINED BY TELECOM COMPANIES IS TO BE REMOVED.
- CONTRACTOR TO COORDINATE WITH FACILITY MAINTENANCE THE DEACTIVATION OF TELECOM EQUIPMENT THAT COULD IMPOSE A DANGER TO LABORERS.
- REMOVE & RE-INSTALL (REPLACE TO MATCH EXISTING WHERE REQUIRED) EXISTING LIGHTNING PROTECTION THROUGHOUT ROOF.

CONSTRUCTION NOTES

- CONTRACTOR TO PROVIDE A SPECIFIED QUANTITY OF EXISTING DECK REPAIR & REPLACEMENT WHERE WATER DAMAGED. PROVIDE REPLACEMENT DECK FIREPROOFING IN AREAS TO MATCH EXISTING, AS REQUIRED. SEE PROJECT MANUAL.
- INSTALL NEW RUBBER CONDUIT CURB EVERY 4'.
- SCRAPE, PRIME & PAINT EXISTING HAND RAIL. SEE PROJECT MANUAL.
- INSTALL NEW COMPOSITE LUMBER PLATE FOR METAL CHAIR INSTALL.
- PROVIDE GALVANIZED STEEL CABLE TRAY STEP-OVER.
- PROVIDE NEW ROOF ACCESS LADDER.
- REMOVE RUBBER CONDUITS FOR CONDENSER.
- MODIFY STAIRS AS NEEDED TO ACCOMMODATE INCREASED INSULATION HEIGHT.
- CONTRACTOR TO INSPECT METAL VERTICAL CABLE HOUSING & INSTALL NEW FASTENERS AS NEEDED. REPLACE FASTENERS IN KIND.

SYMBOL LEGEND

- PLAN SECTION DETAIL OR ELEVATION- SHEET NUMBER
- INDICATES SLOPE DIRECTION OF NEW TAPERED INSULATION & OR EXISTING STRUCTURAL PITCH OF THE ROOF DECK.
- TAPERED INSULATION CRICKET SLOPED @ 2" PER FOOT
- NOT IN CONTRACT SCOPE
- EXISTING ROOF DRAIN. SEE DEMOLITION NOTE #3
- NEW ROOF DRAIN. SEE DETAIL 1/A200
- SCUPPER W/ METAL COLLECTION BOX & DOWNSPOUT. SEE DETAIL 10/A200
- OVERFLOW SCUPPER.
- METAL DOWNSPOUT.
- EXISTING VENT STACK. SEE DETAIL 3/A200
- EXISTING FAN UNIT. SEE DETAIL 11/A200
- EXISTING ROOF TOP MECHANICAL UNIT. SEE DETAIL 9/A200
- EXISTING MECHANICAL UNIT. SEE DETAIL 9/A200
- EXISTING DUCT WORK SUPPORT.
- EXISTING DUCT WORK PENETRATION.
- PITCH BOX. SEE DETAIL 2/A200
- METAL ROOF LADDER.
- METAL STAIRCASE.
- METAL GUARD RAIL. SCRAPE, PRIME & PAINT
- EXISTING STEEL DUNNAGE. SCRAPE, PRIME & PAINT
- EXISTING WALKWAY LIGHT
- STADIUM LIGHT
- DOOR TAG
- TIE-DOWN ANCHOR
- WALKWAY PAD. REFER TO SPEC MANUAL

BASE BID ROOFS

ROOF A-1	16,347	S.F.
ROOF A-2	5,279	S.F.
ROOF B	406	S.F.
ROOF C	930	S.F.
ROOF D	1,258	S.F.

TOTAL BASE BID ROOFS: 24,220 S.F.

CONCOURSE BID ROOFS

ROOF 1	4,743	S.F.
ROOF 2	3,329	S.F.
ROOF 3	4,910	S.F.
ROOF 4	2,384	S.F.
ROOF 5	5,067	S.F.
ROOF 6	3,884	S.F.
ROOF 7	4,489	S.F.
ROOF 8A	1,714	S.F.
ROOF 8B-1	3,024	S.F.
ROOF 8B-2	13,325	S.F.
ROOF 9	4,993	S.F.

TOTAL CONCOURSE BID ROOFS: 51,562 S.F.

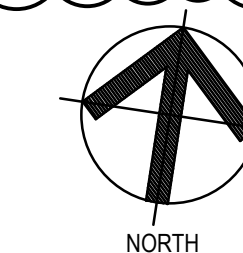
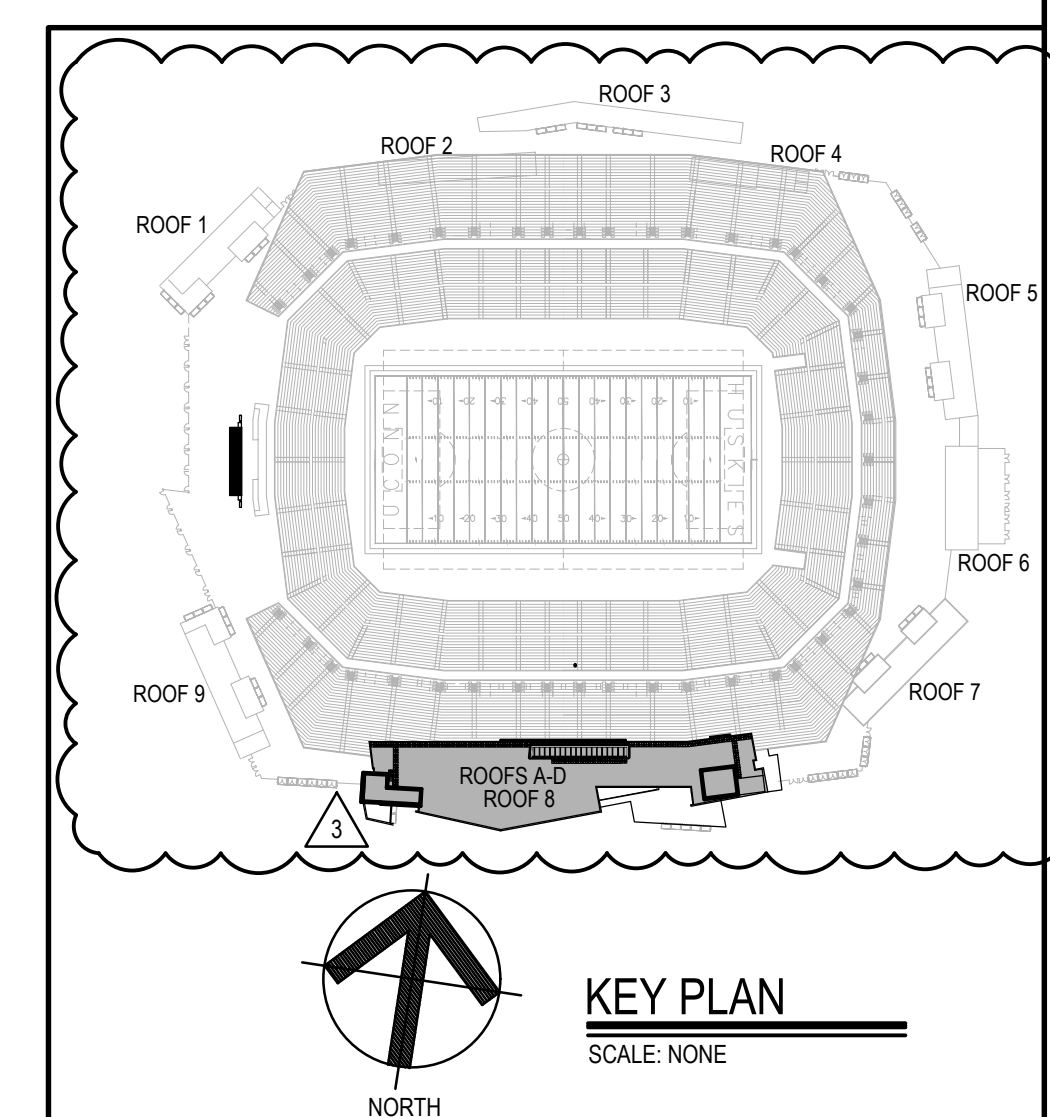
ROOF ASSEMBLY

OUTSIDE AIR	0.17
ROOF MEMBRANE	0.33
COVERBOARD	2.20
5" POLYISO INSUL.	30
EXISTING DECK	N/A
INSIDE AIR	0.61

R-VALUE TOTAL 33.31

CODE INFORMATION

USE GROUP: A
CONSTRUCTION CLASS: 2A
RISK CATEGORY #4
ULTIMATE DESIGN WIND SPEED: 135 MPH
NOMINAL DESIGN WIND SPEED: 105 MPH
FACTORY MUTUAL ENGINEERING & RESEARCH CORPORATION (FM): ROOF ASSEMBLY
CLASSIFICATION OF NON-COMBUSTIBLE
CONSTRUCTION WIND UPLIFT REQUIREMENT OF 140
FOR FIELD, 175 FOR PERIMETER AND 110 FOR CORNERS, IN ACCORDANCE WITH FM PROPERTY LOSS PREVENTION DATA SHEETS 1-26.



KEY PLAN
SCALE: NONE

Project Title:
ROOF REPLACEMENT AT:
RENTSCHLER FIELD TOWER ROOF
615 SILVER LANE
EAST HARTFORD, CONNECTICUT 06118



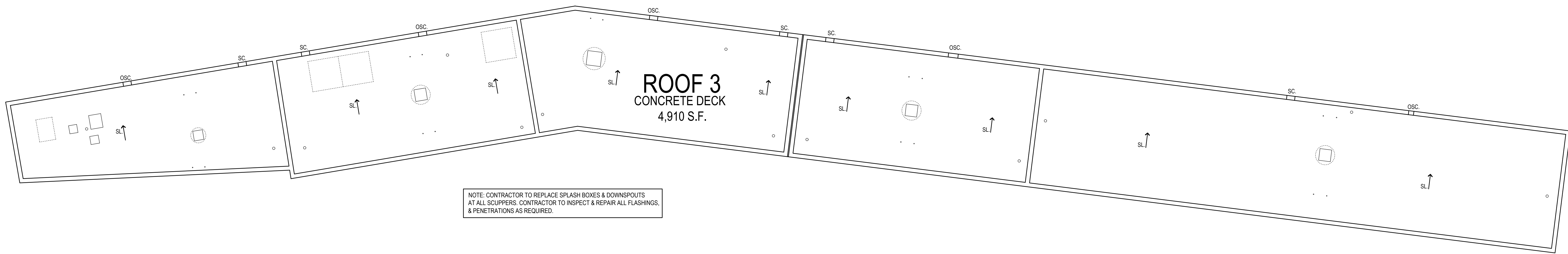
SILVER PETRUCELLI + ASSOCIATES
3190 WHITNEY AVENUE HAMDEN CT 06518
311 STATE STREET NEW LONDON CT 06320
203 230 9007 silverpetrucelli.com

Revision	Description	Date	Revised By
1	ADDENDUM #2	05/06/2025	MCM
2	ADDENDUM #3	05/16/2025	MCM
3	ADDENDUM #4	05/22/2025	MCM

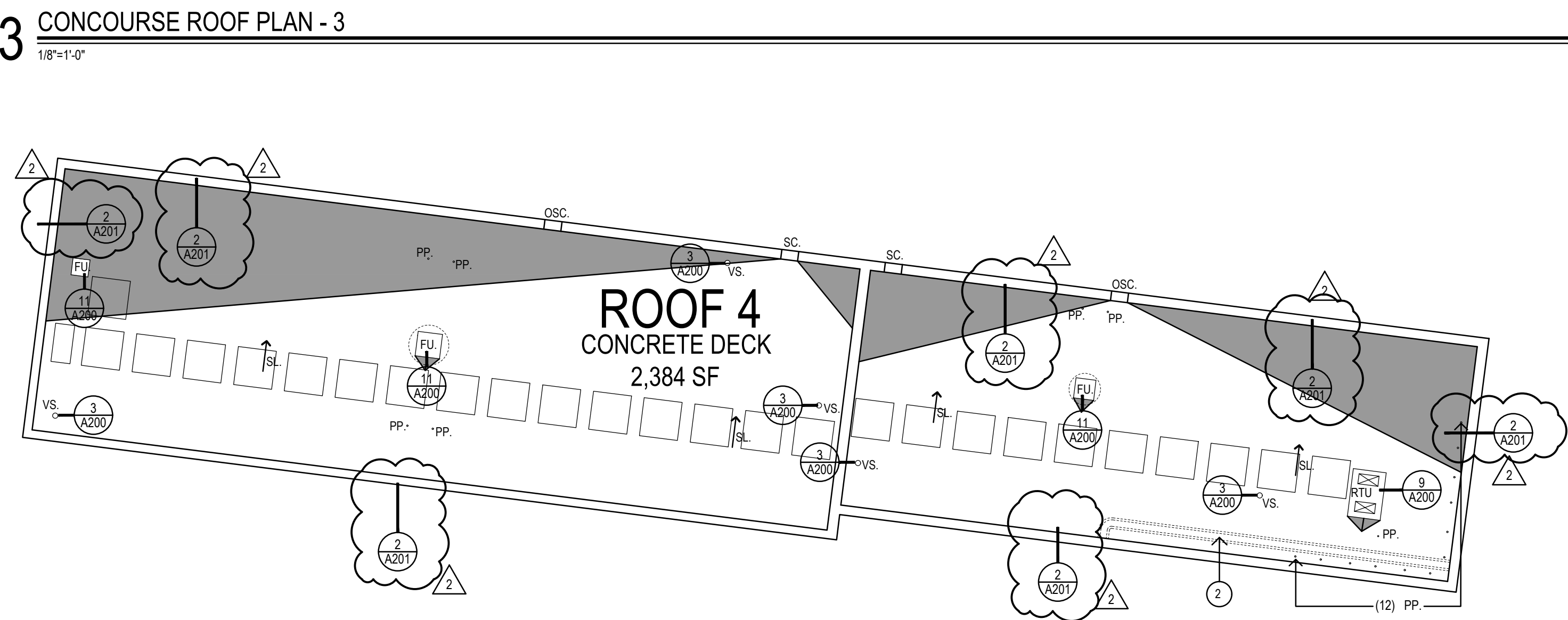
Drawing Title:
TOWER ROOF PLAN

Date:
04/28/2025
Scale:
1/8" = 1'-0"
Drawn By:
MCM
Project Number:
24-236

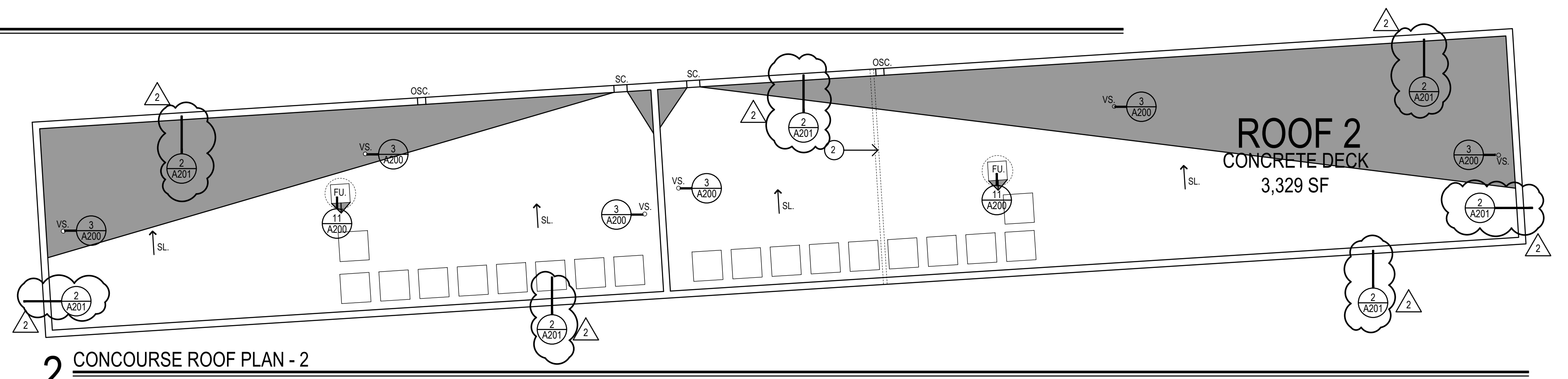
A100



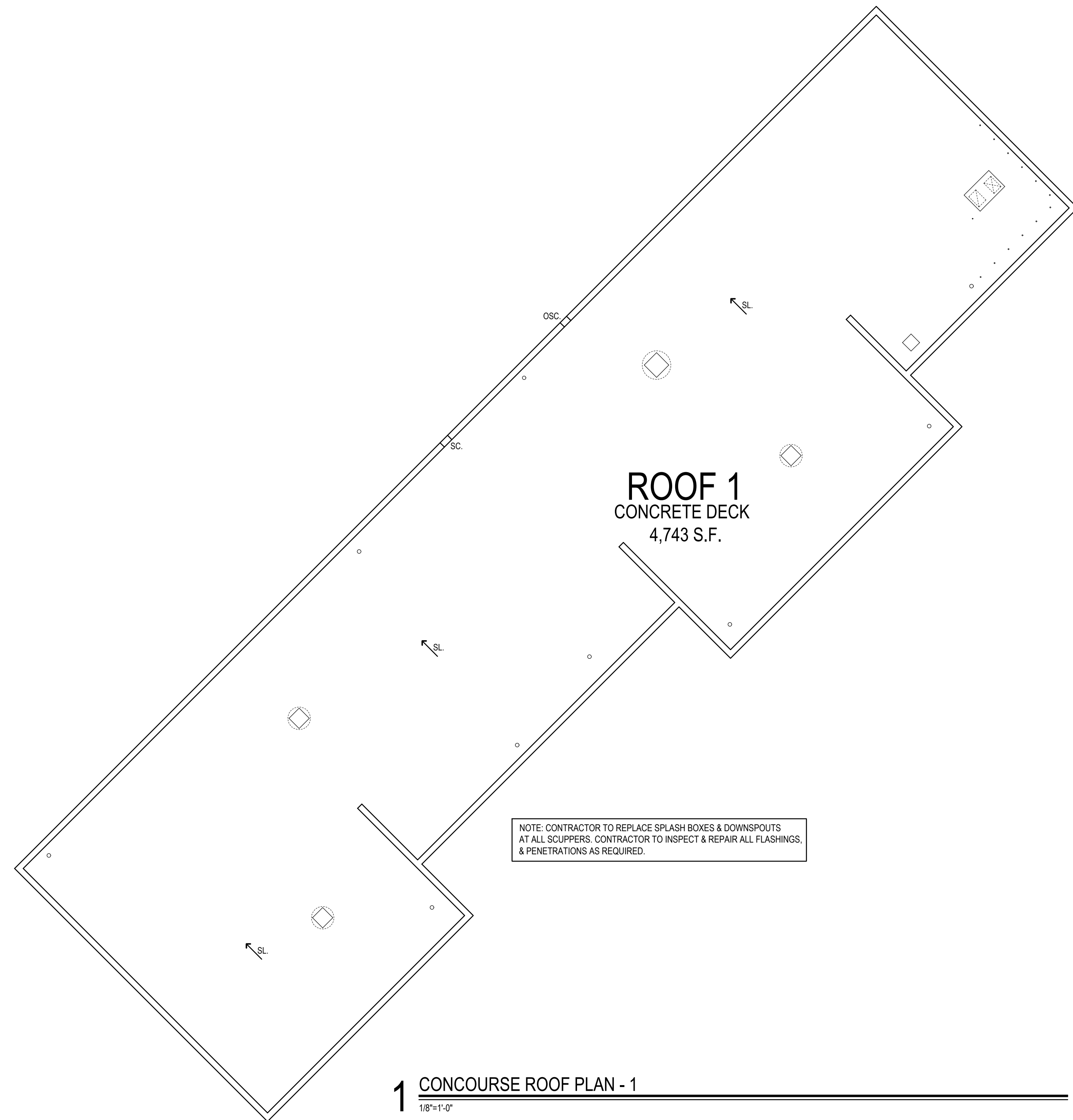
3 CONOURSE ROOF PLAN - 3
1/8"=1'-0"



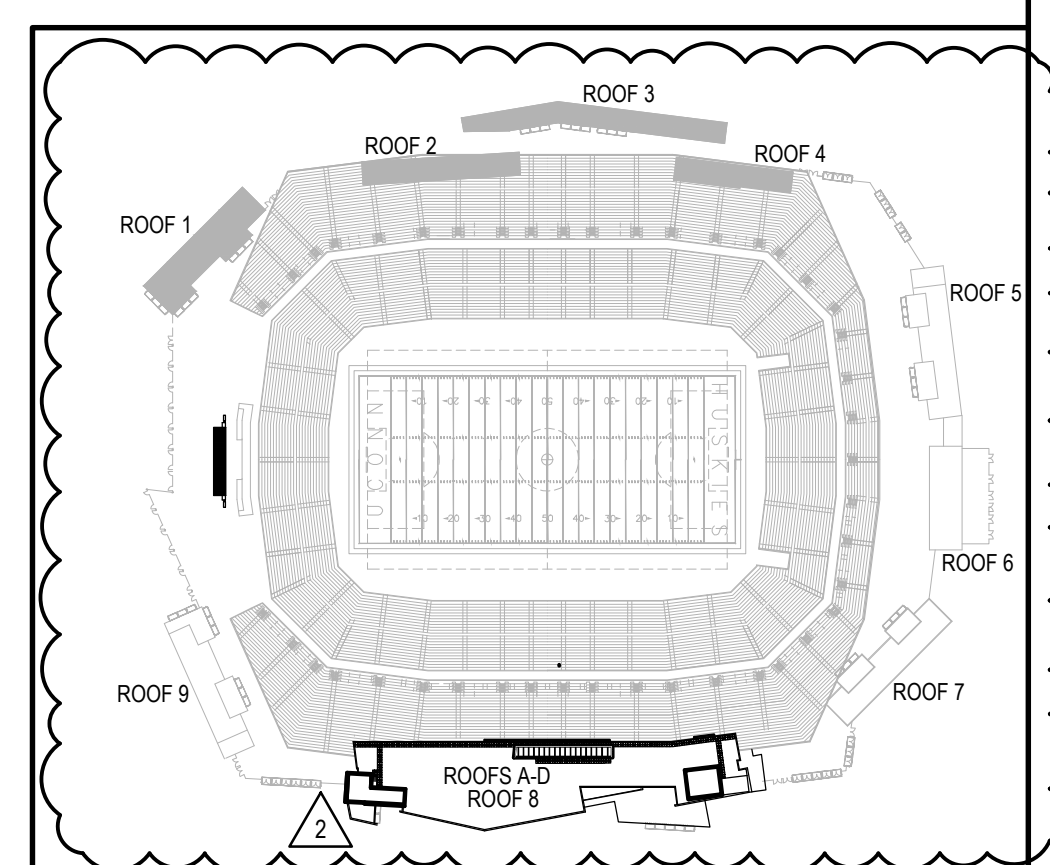
4 CONOURSE ROOF PLAN - 4
1/8"=1'-0"



2 CONOURSE ROOF PLAN - 2
1/8"=1'-0"



1 CONOURSE ROOF PLAN - 1
1/8"=1'-0"



Project Title:
ROOF REPLACEMENT AT:
RENTSCHLER FIELD TOWER ROOF
615 SILVER LANE
EAST HARTFORD, CONNECTICUT 06118



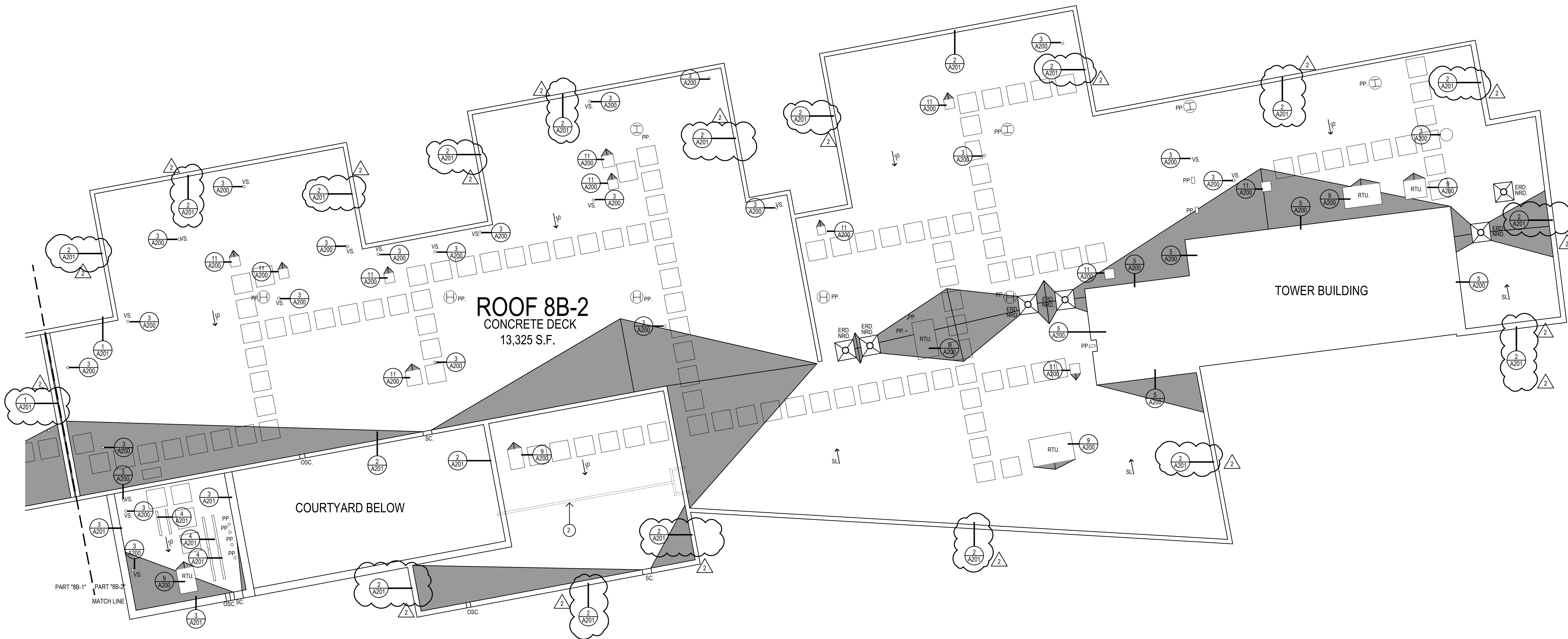
SILVER PETRUCELLI + ASSOCIATES
3190 WHITNEY AVENUE HAMDEN CT 06518
311 STATE STREET NEW LONDON CT 06320
203 230 9007 silverpetrucelli.com

Revision	Description	Date	Revised By
1	ADDENDUM #3	05/16/2025	MCM
2	ADDENDUM #4	05/22/2025	MCM

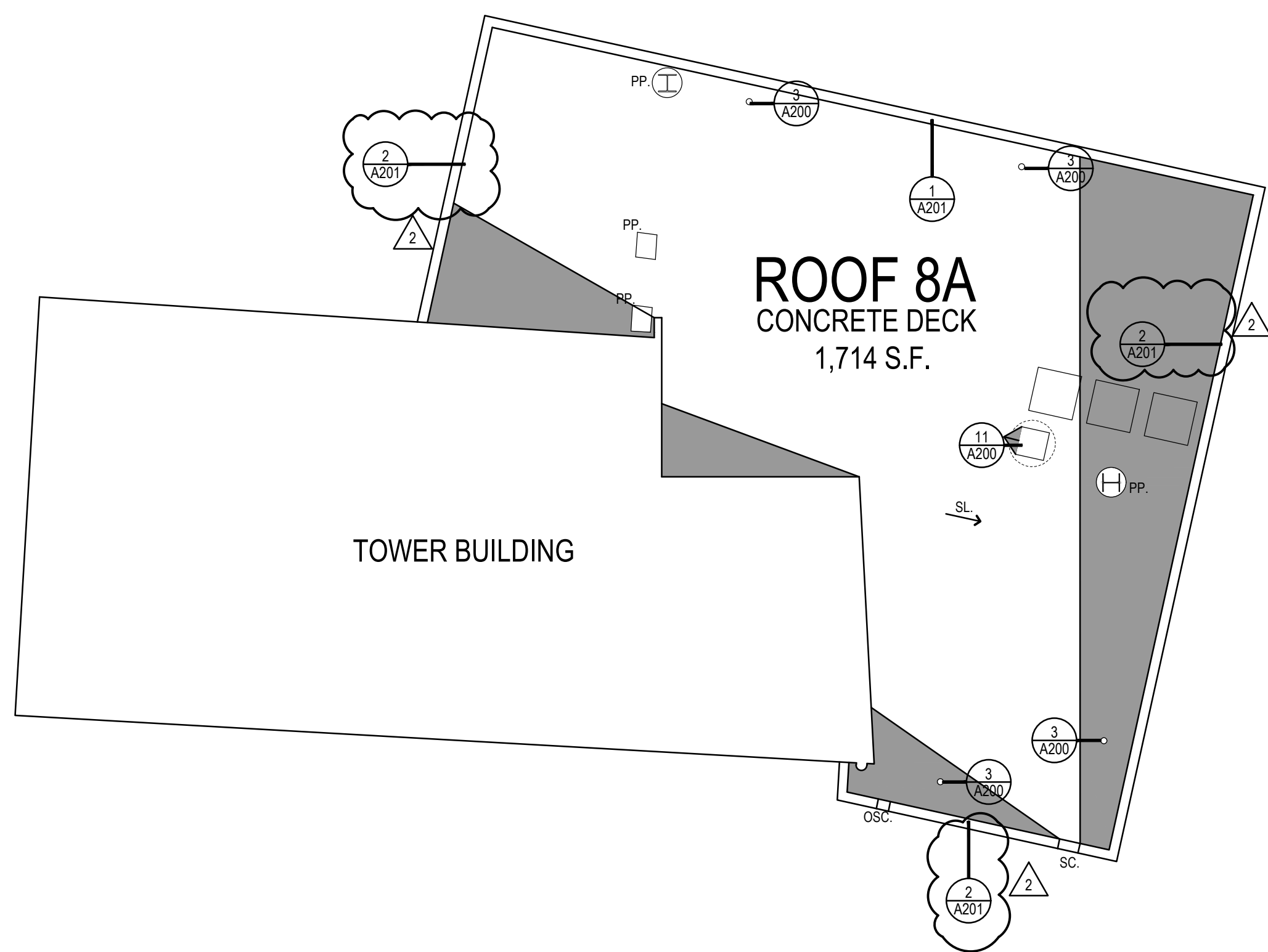
Drawing Title:
CONOURSE ROOF PLANS

Date:
04/28/2025
Scale:
1/8" = 1'-0"
Drawn By:
MCM
Project Number:
24-236

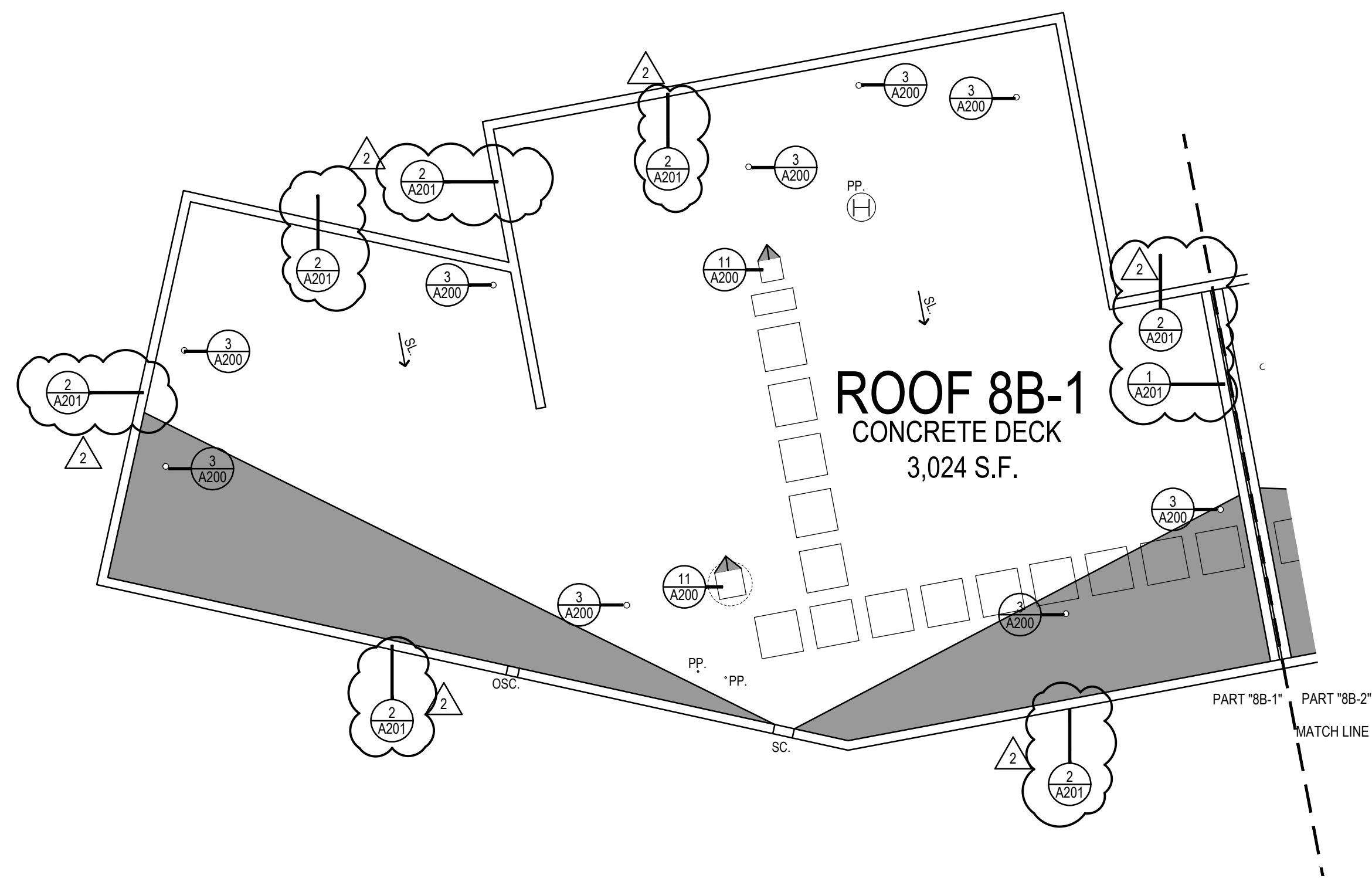
A101



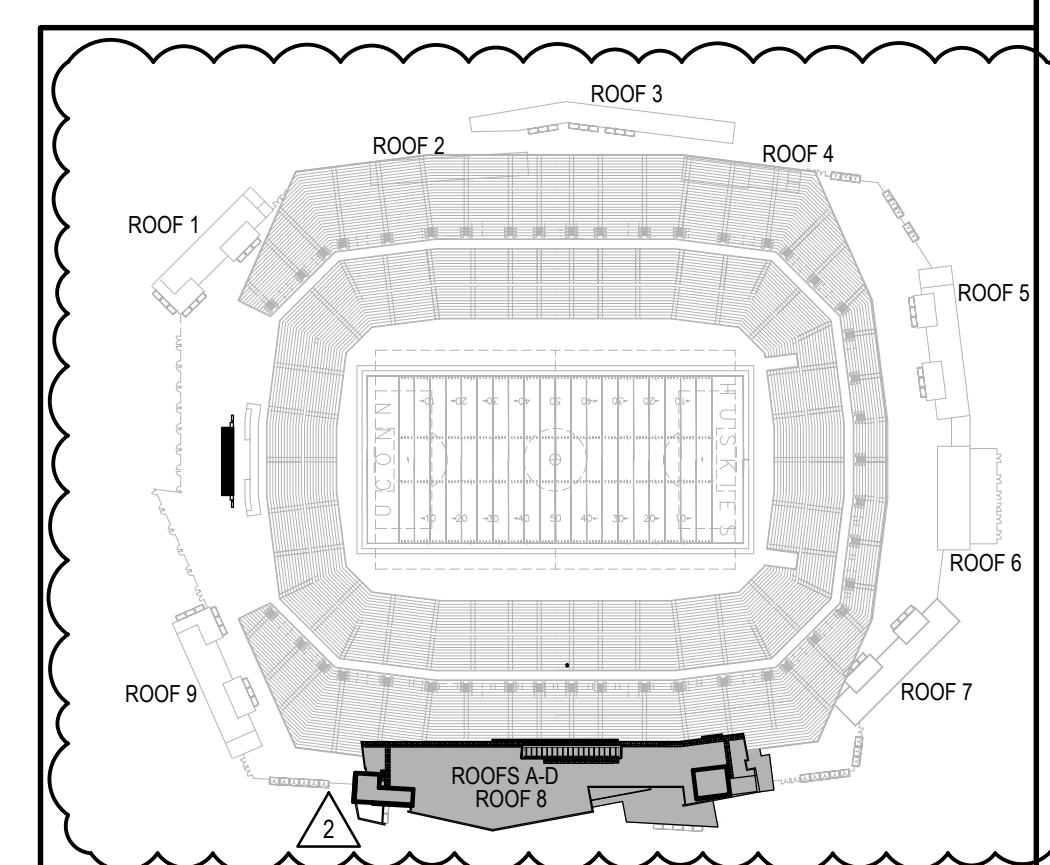
1 CONOURSE ROOF PLAN - 8B-2
1/8"=1'-0"



1 CONOURSE ROOF PLAN - 8A
1/8"=1'-0"



1 CONOURSE ROOF PLAN - 8B-1
1/8"=1'-0"



NORTH
KEY PLAN
SCALE: NONE

Project Title:
ROOF REPLACEMENT AT:
RENTSCHLER FIELD TOWER ROOF
615 SILVER LANE
EAST HARTFORD, CONNECTICUT 06118

SILVER PETRUCELLI + ASSOCIATES
3190 WHITNEY AVENUE HAMDEN CT 06518
311 STATE STREET NEW LONDON CT 06320
203 230 9007 silverpetrucelli.com

Revision	Description	Date	Revised By
1	ADDENDUM #3	05/16/2025	MCM
2	ADDENDUM #4	05/22/2025	MCM

Drawing Title:
CONOURSE ROOF PLANS

Date:
04/28/2025
Scale:
1/8" = 1'-0"
Drawn By:
MCM
Project Number:
24-236

A103